

Vimta Labs Limited

Registered Office
142, IDA Phase II, Cherlapally
Hyderabad-500 051, Telangana, India
T : +91 40 2726 4141
F : +91 40 2726 3657



VLL\SE\20\2024-25

Date: 24.06.2024

Listing Centre
BSE Limited
PJ Towers, Dalal Street
Mumbai: 400001
Scrip Code : 524394

Asst. Vice President
National Stock Exchange of India Limited
"Exchange Plaza", Bandra
Kurla Complex, Bandra (E)
Mumbai: 400051
Symbol : VIMTALABS

Dear Sir/Madam,

Sub: Intimation of date of 34th Annual General Meeting (AGM), Book closure, Record Date and e-voting.

This is to inform you that the 34th AGM of the Company will be held on **Thursday, 18th July 2024 at 10.00 a.m. (IST)** through Video Conferencing (VC) / Other Audio Visual Means (OAVM).

We also hereby inform you that pursuant to Section 91 of the Companies Act, 2013 and Regulation 42 of the SEBI (Listing Obligations and Disclosure Requirements) Regulations, 2015 the Register of members and share transfer books of the Company will be closed from **Friday, 12th July 2024 to Thursday, 18th July 2024 (both days inclusive)** for the purpose of AGM. The Company is providing remote e-voting facility before the AGM as well as e-voting facility during the AGM as per the calendar given below:

Sl. No.	Event	Day, Date & Time
1	Cut-off date for voting by the members and participation in AGM through VC and Record date for payment of Dividend. (The members of the record as on cut-off date would be eligible to cast their votes through remote e-voting and e-voting during the AGM)	Friday, 12 th July 2024
2	Remote e-voting will commence on	Monday, 15 th July 2024 at 09:00 a.m. (IST)
3	Remote e-Voting will end on	Wednesday, 17 th July 2024; 05:00 p.m. (IST)
4	Staring time for e-voting on the date of and during AGM	Thursday, 18 th July 2024; 09:30 a.m. (IST) The closure time for e-voting will be announced in the AGM.
5	Day, date and time of AGM	Thursday, 18 th July 2024; 10.00 a.m. (IST)
6	Payment of Dividend, if approved	Thursday, 25 th July 2024
7	Service provider for e-voting platform & e-AGM	Central Depository Services (India) Limited
8	Website of the service provider (CDSL) for e-voting	www.evotingindia.com

Please find the enclosed notice of 34th AGM. The annual report of the Company for FY 2023-24 together with notice of AGM is also made available on the website of the Company at:

<https://vimta.com/wp-content/uploads/Annual-Report-2023-24.pdf>


This is for your information and records.

Thanking you,

Yours faithfully,
for VIMTA LABS LIMITED

Sujani Vasireddi
Company Secretary

Encl: as above.



Notice Calling

**34th Annual
General Meeting**

**34th
ANNUAL
REPORT**

2024



Vimta Labs Limited
CIN : L24110TG1990PLC011977

www.vimta.com



NOTICE

NOTICE is hereby given that the 34th Annual General Meeting of the Members of Vimta Labs Limited (“the Company”) will be held on Thursday, 18th July 2024 at 10:00 a.m. IST through Video Conferencing (“VC”)/Other Audio-Visual Means (“OAVM”) to transact the following businesses.

The venue of the meeting shall be deemed to be the registered office of the Company at Plot No. 141/2 & 142, IDA, Phase II, Cherlapally, Hyderabad, Telangana – 500051 India.

ORDINARY BUSINESS:

1. To receive, consider, approve and adopt:

- a) the Standalone Audited Financial Statements of the company for the financial year ended 31st March, 2024 together with the reports of the Board of Directors and the Auditors of the company thereon; and
 - b) the Consolidated Audited Financial Statements of the company for the financial year ended 31st March, 2024 together with the report of the Auditors of the company thereon.
2. To declare a Dividend of ₹ 2/- per equity share for the financial year ended 31.03.2024.
3. To appoint a Director in place of Dr. S P Vasireddi (DIN: 00242288) who retires by rotation and being eligible, offered himself for reappointment. Subject to reappointment, the Director shall continue to be the Executive Chairman for the rest of the tenure for which he was appointed as such.

SPECIAL BUSINESS:

4. Ratification of remuneration of Cost Auditors for financial year ended 31st March 2025.

To consider and if thought fit, to pass with or without modification(s), the following resolution as an Ordinary Resolution:

“RESOLVED THAT pursuant to the provisions of Section 148 of the Companies Act, 2013 (“the Act”) read with Rule 14 (a) (ii) of Companies (Audit and Auditors) Rules, 2014 including any statutory modification(s) or re-enactment(s) thereof for the time being in force and as recommended by the Audit Committee and duly approved by the Board of Directors, remuneration of ₹ 50,000/- (Rupees Fifty Thousand only) plus applicable GST, is payable to M/s Lavanya & Associates, Cost Accountants, Hyderabad (Firm Regn. No. 101257), Cost Auditors for conducting Audit of

cost records of the company for the Financial Year ending 31st March 2025 be and is hereby ratified.”

By Order of the Board
For Vimta Labs Limited

Place: Hyderabad
Date: 18.05.2024

Sujani Vasireddi
Company Secretary

NOTES:

1. The Ministry of Corporate Affairs (MCA) vide General Circular No. 14/2020 dated 08.04.2020, General Circular No. 17/2020 dated 13.04.2020, General Circular No. 22/2020 dated 15.06.2020, General Circular No. 33/2020 dated 28.09.2020, General Circular No. 39/2020 dated 31.12.2020, General Circular No. 10/2021 dated 23.06.2021, General Circular No. 20/2021 dated 08.12.2021, General Circular No. 3/2022 dated 05.05.2022, General Circular No. 10/2022 dated 28.12.2022 and General Circular No. 09/2023 dated 25.09.2023 (collectively referred to as “MCA Circulars”) permits companies to hold AGM through Video Conferencing (VC) or Other Audio Visual Means (OAVM) on or before 30.09.2024. Hence, in compliance with the provisions of the Companies Act, 2013 (“Act”), SEBI (Listing Obligations and Disclosure Requirements) Regulations, 2015 (“SEBI Listing Regulations”) and MCA Circulars, the AGM of the Company is being held through VC / OAVM.
2. Pursuant to the provisions of Section 108 of the Companies Act, 2013 read with Rule 20 of the Companies (Management and Administration) Rules, 2014 (as amended) and Regulation 44 of SEBI (Listing Obligations & Disclosure Requirements) Regulations 2015 (as amended), and the MCA Circulars, the Company is providing facility of remote e-voting to its Members in respect of the business to be transacted at the AGM. For this purpose, the Company has entered into an agreement with Central Depository Services (India) Limited (‘CDSL’) for facilitating voting through electronic means, as the authorized agency. The facility of casting votes by a member using remote e-voting system as well as voting during the AGM will be provided by CDSL.
3. The Explanatory Statement pursuant to Section 102 of the Companies Act, 2013 in respect of Special Business set out above is annexed hereto and forms part of the Notice.

4. The Register of Members and Share Transfer Books of the Company will remain closed from **12th July 2024 (Friday) to 18th July 2024 (Thursday) (both days inclusive)** for the Annual General Meeting.
5. The relevant details, pursuant to Regulations 36(3) of the SEBI Listing Regulations and Secretarial Standards on General Meetings issued by the Institute of Company Secretaries of India, in respect of Director seeking re-appointment at this AGM is annexed.
6. The Company has appointed Mr. Datla Hanumanta Raju, or failing him, Mr. Mohit Kumar Goyal, Partners, M/s D Hanumanta Raju & Co, Company Secretaries, Hyderabad, as the Scrutinizer to the e-voting process and voting at the AGM in a fair and transparent manner and they have communicated their willingness to be appointed and will be available for the same purpose.
7. As per the provisions of the Companies Act 2013, a Member entitled to attend and vote at the AGM and is also entitled to appoint a proxy to attend and vote on his/her behalf and the proxy need not be a member of the company. However, since this AGM is being held through a VC/OAVM, the requirement of physical attendance of members has been dispensed with. Accordingly, in terms of the MCA circulars and the Stock Exchange Board of India (SEBI) circular, the facility for appointment of Proxies by the members will not be available for this AGM and hence the proxy form, attendance slip and route map of the AGM venue are not annexed to this notice.
8. As per Regulation 40 of the Listing Regulations, as amended, securities of listed companies are transferrable only in dematerialised form with effect from 1st April, 2019, except in case of requests received for transmission or transposition of securities. In view of this and to eliminate all risks associated with physical shares and for ease of portfolio management, Members holding shares in physical form are requested to consider converting their holdings to dematerialised form. Members may contact the Company's Registrar and Transfer Agent, CIL Securities Limited (RTA) at rta@cilsecurities.com for assistance in this regard.
9. Members are requested to intimate changes, if any, pertaining to their name, postal address, email address, telephone/mobile numbers, Permanent Account Number (PAN), mandates, nominations, power of attorney, bank details such as, name of the bank and branch details, bank account number, MICR code, IFSC code, etc., to their DPs in case the shares are held by them in electronic form and to CIL Securities Limited in case the shares are held by them in physical form.
10. In case of joint holders, the Member whose name appears as the first holder in the order of names as per the Register of Members of the Company will be entitled to vote at the AGM.
11. Members are requested to note that the dividend remaining unclaimed for a continuous period of seven years from the date of transfer to the Company's Unpaid Dividend Account shall be transferred to the Investor Education and Protection Fund (IEPF). In addition, all equity shares in respect of which dividend has not been paid or claimed for seven consecutive years or more shall be transferred by the Company to demat account of the IEPF authority within a period of thirty days of such equity shares becoming due to be transferred to the IEPF. In the event of transfer of equity shares and the unclaimed dividends to IEPF, Members are entitled to claim the same from IEPF authority by submitting an online application in the prescribed Form IEPF-5 available on the website www.iepf.gov.in and by sending a physical copy of the same duly signed to the Company along with the requisite documents enumerated in Form IEPF-5. Members may file only one consolidated claim in a financial year, as per the IEPF rules.
12. In compliance with the aforesaid MCA Circulars and SEBI Circular No. SEBI/HO/CFD/CFD-PoD-2/P/CIR/2023/167 dated 7th October 2023, Notice of the AGM along with the Annual Report 2023-24 is being sent only through electronic mode to those Members whose email addresses are registered with the Company/ Depositories. Members may note that the Notice and Annual Report 2023-24 will also be available on the Company's website, websites of the Stock Exchanges i.e. Bombay Stock Exchange Limited and National Stock Exchange of India Limited at www.bseindia.com and www.nseindia.com respectively.
13. Members seeking any information with regard to the accounts or any matter to be placed at the AGM, are requested to write to the Company on or before **12th July 2024** through email on shares@vimta.com. The same will be replied by the Company suitably.
14. The Statutory Registers and the documents pertaining to the items of business to be transacted at the AGM are available for inspection in electronic mode. The members may write an e-mail to shares@vimta.com and the Company shall respond suitably.
15. The dividend will be paid to all the shareholders whose names appear in the register of members as on **12th July 2024**, being the record date fixed for this purpose.
16. Shareholders may note that the Income Tax Act, 1961 (Act), as amended by the Finance Act 2021, mandates that dividends paid or distributed by Company after April 01, 2021 for ₹ 5,000/- or more shall be taxable in the hands of Shareholders and the Company is required to deduct tax at source (TDS) from dividend paid to Shareholders in accordance with the provisions of the Act.



The prescribed rates of TDS for various categories and the procedure for declarations are as follows:

i) Resident Shareholder:

Particulars	TDS Rate
With PAN	10% or as may be notified by the Government of India
Without/Invalid PAN	20% or as may be notified by the Government of India
Submission of declaration in Form 15G or Form 15H	Nil

For the above purpose, the shareholders are requested to update their PAN with the Company/RTA (in case of shares held in physical mode) and depository participants (in case of shares held in demat mode) to get the benefit of Lower TDS rate and to enable the company to provide the TDS Certificates to the shareholders.

ii. Non-Resident Shareholder:

TDS Rate @ 20% plus applicable surcharge and Cess (OR) applicable Tax Treaty Rate under the Double Tax Avoidance Treaty (DTAA) between India and their Country of residence (whichever is lower), subject to the fulfilment of the following requirements: The Non-resident shareholders are requested to provide the following documents to avail the tax treaty benefits by sending an email to rta@cilsecurtites.com with subject line: (unit- VIMTA LABS LIMITED) on or before 12th July 2024

- Declaration for “No Permanent Establishment” in India;
- Beneficial Ownership Declaration;
- Tax Residency Certificate (TRC) for FY 2023-24.
- Form 10F and
- Copy of Indian PAN (if available)

17. The Meeting shall be deemed to be held at the registered office of the Company at Plot No.141/2 & 142. IDA, Phase-II Cherlapally, Hyderabad, Telangana -500051.

Instructions for e-voting and joining the AGM are as follows:

18. INSTRUCTIONS FOR MEMBERS FOR ATTENDING THE AGM THROUGH VC/OAVM:

i. The general meeting of the Company will be conducted as per the guidelines issued by the Ministry of Corporate Affairs (MCA) vide Circular No. 14/2020 dated 08.04.2020, General Circular No. 17/2020 dated 13.04.2020, General Circular No. 22/2020 dated 15.06.2020, General Circular No. 33/2020 dated 28.09.2020, General Circular No. 39/2020

dated 31.12.2020, General Circular No. 10/2021 dated 23.06.2021, General Circular No. 20/2021 dated 08.12.2021, General Circular No. 3/2022 dated 05.05.2022, General Circular No. 10/2022 dated 28.12.2022 and General Circular No. 09/2023 dated 25.09.2023 (collectively referred to as “MCA Circulars”) permits companies to hold AGM through Video Conferencing (VC) or Other Audio Visual Means (OAVM) on or before 30.09.2024. The forthcoming AGM will be held through video conferencing (VC) or other audio-visual means (OAVM). Hence, Members may attend and participate in the ensuing AGM through VC/OAVM.

- ii. Pursuant to the provisions of Section 108 of the Companies Act, 2013 read with Rule 20 of the Companies (Management and Administration) Rules, 2014 (as amended) and Regulation 44 of SEBI (Listing Obligations & Disclosure Requirements) Regulations 2015 (as amended), and MCA Circulars dated April 08, 2020, April 13, 2020 and May 05, 2020 the Company is providing facility of remote e-voting to its Members in respect of the business to be transacted at the AGM. For this purpose, the Company has entered into an agreement with Central Depository Services (India) Limited (CDSL) for facilitating voting through electronic means, as the authorized e-Voting’s Agency. The facility of casting votes by a member using remote e-voting as well as the e-voting system on the date of the AGM will be provided by CDSL.
- iii. The Members may join the AGM in the VC/OAVM mode 15 minutes before and after the scheduled time of the commencement of the Meeting by following the procedure mentioned in the Notice. The facility of participation at the AGM through VC/OAVM would be made available to atleast 1000 members on first come first served basis. This does not include large Shareholders (Shareholders holding 2% or more shareholding), Promoters, Institutional Investors, Directors, Key Managerial Personnel, the Chairpersons of the Audit Committee, Nomination and Remuneration Committee and Stakeholders Relationship Committee, Auditors etc., who are allowed to attend the AGM without restriction on account of first come first served basis.
- iv. The attendance of the Members attending the AGM through VC/OAVM will be counted for the purpose of ascertaining the quorum under Section 103 of the Companies Act, 2013.
- v. Pursuant to MCA Circular No. 14/2020 dated April 08, 2020, the facility to appoint proxy to attend and cast vote for the members is not available for this AGM. However, in pursuance of Section 112 and Section 113 of the Companies Act, 2013, representatives of

the members such as the President of India or the Governor of a State or body corporate can attend the AGM through VC/OAVM and cast their votes through e-voting.

19. THE INSTRUCTIONS TO SHAREHOLDERS FOR E-VOTING AND JOINING VIRTUAL MEETINGS ARE AS UNDER:

Option 1: Access through Depositories CDSL/NSDL e-Voting system in case of individual shareholders holding shares in demat mode.

Option 2: Access through CDSL e-Voting system in case of shareholders holding shares in physical mode and non-individual shareholders in demat mode.

- i. The voting period begins on **15th July 2024; 09:00 A.M.** and ends on **17th July 2024; at 05:00 P.M.** During this period shareholders of the Company, holding shares either in physical form or in dematerialized form, as on the cut-off date (12th July, 2024) may cast their vote electronically. The e-voting module shall be disabled by CDSL for voting thereafter.
- ii. Shareholders who have already voted prior to the meeting date would not be entitled to vote at the meeting venue.
- iii. Pursuant to **SEBI Circular No. SEBI/HO/CFD/CMD/CIR/P/2020/242 dated 09.12.2020**, under Regulation 44 of Securities and Exchange Board of India (Listing Obligations and Disclosure Requirements) Regulations, 2015, listed entities are required to provide remote e-voting facility to its Shareholders, in respect of all Shareholders' Resolutions. However, it has been observed that the participation by the public non-institutional shareholders/retail shareholders is at a negligible level.

Currently, there are multiple e-voting service providers (ESPs) providing e-voting facility to listed entities in India. This necessitates registration on various ESPs and maintenance of multiple user IDs and passwords by the Shareholders.

In order to increase the efficiency of the voting process, pursuant to a public consultation, it has been decided to enable e-voting to **all the demat account holders, by way of a single login credential, through their demat accounts/ websites of Depositories/Depository Participants.** Demat account holders would be able to cast their vote without having to register again with the ESPs, thereby, not only facilitating seamless authentication but also enhancing ease and convenience of participating in e-voting process.

iv. Option 1: Access through Depositories CDSL/NSDL e-Voting system in case of individual Shareholders holding shares in demat mode.

- a) In terms of SEBI circular no. SEBI/HO/CFD/CMD/CIR/P/2020/242 dated December 9, 2020 on e-Voting facility provided by Listed Companies, Individual shareholders holding securities in demat mode

are allowed to vote through their demat account maintained with Depositories and Depository Participants. Shareholders are advised to update their mobile number and email ID in their demat accounts in order to access e-Voting facility.

Pursuant to abovesaid SEBI Circular, Login method for **e-Voting and joining virtual meetings for Individual shareholders holding securities in Demat mode CDSL/NSDL** is given below:

Type of shareholders	Login Method
Individual Shareholders holding securities in Demat mode with CDSL Depository	<ol style="list-style-type: none"> 1) Users who have opted for CDSL Easi/Easiest facility, may login through their existing User ID and password. Option will be made available to reach e-Voting page without any further authentication. The users to login to Easi/Easiest are requested to visit CDSL website www.cdslindia.com and click on login icon & New System Myeasi Tab. 2) After successful login the Easi/Easiest user will be able to see the e-Voting option for eligible companies where the e-voting is in progress as per the information provided by the company. On clicking the e-voting option, the user will be able to see e-Voting page of the e-Voting Service Provider for casting their vote during the remote e-Voting period or joining virtual meeting & voting during the meeting. Additionally, there are also links provided to access the system of all e-Voting Service Providers, so that the user may visit the e-Voting Service Providers' websites directly. 3) If the user is not registered for Easi/Easiest, option to register is available at CDSL website www.cdslindia.com. To login click on login & New System Myeasi Tab and then click on registration option. 4) Alternatively, the user may directly access e-Voting page by providing Demat Account Number and PAN No. from a e-Voting link available on www.cdslindia.com home page. The system will authenticate the user by sending OTP on registered Mobile & Email as recorded in the Demat Account. After successful authentication, user will be able to see the e-Voting option where the e-Voting is in progress and also able to directly access the system of all e-Voting Service Providers.



Type of shareholders	Login Method
Individual Shareholders holding securities in demat mode with NSDL Depository	<p>1) If you are already registered for NSDL IDEAS facility, please visit the e-Services website of NSDL. Open web browser by typing the following URL: https://eservices.nsdl.com either on a Personal Computer or on a mobile. Once the home page of e-Services is launched, click on the “Beneficial Owner” icon under “Login” which is available under ‘IDEAS’ section. A new screen will open. You will have to enter your User ID and Password. After successful authentication, you will be able to see e-Voting services. Click on “Access to e-Voting” under e-Voting services and you will be able to see e-Voting page. Click on company name or e-Voting Service Provider name and you will be re-directed to e-Voting Service Provider website for casting your vote during the remote e-Voting period or for joining virtual meeting & voting during the meeting.</p> <p>2) If the user is not registered for IDEAS e-Services, option to register is available at https://eservices.nsdl.com. Select “Register Online for IDEAS “Portal or click at https://eservices.nsdl.com/SecureWeb/IdeasDirectReg.jsp</p> <p>3) Visit the e-Voting website of NSDL. Open web browser by typing the following URL: https://www.evoting.nsdl.com/ either on a Personal Computer or on a mobile. Once the home page of e-Voting system is launched, click on the icon “Login” which is available under ‘Shareholder/Member’ section. A new screen will open. You will have to enter your User ID (i.e., your sixteen-digit demat account number held with NSDL), Password/OTP and a Verification Code as shown on the screen. After successful authentication, you will be redirected to NSDL Depository site wherein you can see e-Voting page. Click on company name or e-Voting Service provider name and you will be redirected to e-Voting service provider website for casting your vote during the remote e-Voting period or joining virtual meeting & voting during the meeting</p>

Type of shareholders	Login Method
Individual Shareholders (holding securities in demat mode) login through their Depository Participants (DP)	You may also login using the login credentials of your demat account through your Depository Participant registered with NSDL/ CDSL for e-Voting facility. After successful login, you will be able to see e-Voting option. Once you click on e-Voting option, you will be redirected to NSDL/CDSL Depository site after successful authentication, wherein you can see e-Voting feature. Click on Company name or e-Voting service provider name and you will be redirected to e-Voting service provider website for casting your vote during the remote e-Voting period or for joining virtual meeting & voting during the meeting.

Important note: Members who are unable to retrieve User ID/ Password are advised to use Forgot User ID and Forgot Password option available at abovementioned websites.

Helpdesk for Individual Shareholders holding securities in demat mode for any technical issues related to login through Depository i.e., CDSL and NSDL

Login type	Helpdesk details
Individual Shareholders holding securities in Demat mode with CDSL	Members facing any technical issue in login may contact CDSL helpdesk by sending a request at helpdesk. evoting@cdslindia.com or contact at toll free no. 1800 22 55 33
Individual Shareholders holding securities in Demat mode with NSDL	Members facing any technical issue in login may contact NSDL helpdesk by sending a request at evoting@nsdl.co.in or call at toll free nos.: 1800 1020 990 and 1800 22 44 30

(v) **Option 2 : Access through CDSL e-Voting system in case of shareholders holding shares in physical mode and non-individual Shareholders in demat mode.**

a) Login method for e-Voting and joining virtual meetings for Physical Shareholders and Shareholders other than individual holding in Demat form.

- 1) The shareholders should log on to the e-voting website www.evotingindia.com.
- 2) Click on “Shareholders” module.
- 3) Now enter their User ID
 - a) For CDSL: 16 digits beneficiary ID
 - b) For NSDL: 8 Character DP ID followed by 8 Digits Client ID
 - c) Shareholders holding shares in Physical Form should enter Folio Number registered with the Company.

4) Next enter the Image Verification as displayed and Click on Login.

- 5) If you are holding shares in demat form and had logged on to www.evotingindia.com and voted on an earlier e-voting of any company, then your existing password is to be used.
- 6) If you are a first-time user follow the steps given below:

For Physical shareholders and other than individual shareholders holding shares in Demat.	
PAN	Enter your 10 digit alpha-numeric *PAN issued by Income Tax Department (Applicable for both demat shareholders as well as physical shareholders). <ul style="list-style-type: none"> • Shareholder who have not updated their PAN with the Company/Depository participants are requested to use the sequence number sent by Company/RTA or contact Company/RTA.
Dividend Bank Details OR Date of Birth (DOB)	Enter the Dividend Bank Details or Date of Birth (in dd/mm/yyyy format) as recorded in your demat account or in the company records in order to login. <ul style="list-style-type: none"> • If both the details are not recorded with the depository or company, please enter the member id/folio number in the Dividend Bank details field.

- vi. After entering these details appropriately, click on “SUBMIT” tab.
- vii. Shareholders holding shares in physical form will then directly reach the Company selection screen. However, Shareholders holding shares in demat form will now reach ‘Password Creation’ menu wherein they are required to mandatorily enter their login password in the new password field. Kindly note that this password is to be also used by the demat holders for voting for resolutions of any other Company on which they are eligible to vote, provided that Company opts for e-voting through CDSL platform. It is strongly recommended not to share their password with any other person and take utmost care to keep their password confidential.
- viii. For Shareholders holding shares in physical form, the details can be used only for e-voting on the resolutions contained in this Notice.
- ix. Click on the EVSN for the relevant <Company Name> on which you choose to vote.
- x. On the voting page, you will see “RESOLUTION DESCRIPTION” and against the same the option “YES/NO” for voting. Select the option YES or NO as desired. The option YES implies that you assent to the Resolution and option NO implies that you dissent to the Resolution.
- xi. Click on the “RESOLUTIONS FILE LINK” if you wish to view the entire Resolution details.
- xii. After selecting the resolution, you have decided to vote on, click on “SUBMIT”. A confirmation box will be displayed. If you wish to confirm your vote, click on “OK”, else to change your vote, click on “CANCEL” and accordingly modify your vote.
- xiii. Once you “CONFIRM” your vote on the resolution, you will not be allowed to modify your vote.
- xiv. You may also take a print of the votes cast by clicking on “Click here to print” option on the Voting page.
- xv. If a demat account holder has forgotten the login password then enter the User ID and the image verification code and click on Forgot Password & enter the details as prompted by the system.
- xvi. There is also an optional provision to upload Board Resolution/Power of Attorney if any uploaded, which will be made available to scrutinizer for verification.
- xvii. **Additional Facility for Non – Individual Shareholders and Custodians –For Remote Voting only.**
 - Non-Individual Shareholders (i.e. other than Individuals, HUF, NRI etc.) and Custodians are required to log on to www.evotingindia.com and register themselves in the “Corporates” module.
 - A scanned copy of the Registration Form bearing the stamp and sign of the entity should be emailed to helpdesk.evoting@cdslindia.com.
 - After receiving the login details a Compliance User should be created using the admin login and password. The Compliance User would be able to link the account(s) for which they wish to vote on.
 - The list of accounts linked in the login will be mapped automatically & can be delinked in case of any wrong mapping.
 - It is mandatory that a scanned copy of the Board Resolution and Power of Attorney (POA) which they have issued in favour of the Custodian, if any, be uploaded in PDF format in the system for the scrutinizer to verify the same.
 - Alternatively Non-Individual Shareholders are required mandatorily to send the relevant Board Resolution/ Authority letter etc., together with attested specimen signature of the duly authorized signatory who are authorized to vote, to the Scrutinizer and to the Company at the email address viz; shares@vimta.com, if they have voted from individual tab & have not uploaded in the CDSL e-voting system for the scrutinizer to verify the same.

20. INSTRUCTIONS FOR SHAREHOLDERS ATTENDING THE AGM THROUGH VC/OAVM & E-VOTING DURING MEETING ARE AS UNDER:

- i. The procedure for attending meeting & e-Voting on the day of the AGM is same as the instructions mentioned above for e-voting.
- ii. The link for VC/OAVM to attend meeting will be available where the EVSN of Company will be displayed after successful login, as per the instructions mentioned above for e-voting.



- iii. Shareholders who have voted through remote e-Voting will be eligible to attend the meeting. However, they will not be eligible to vote at the AGM.
- iv. Shareholders are encouraged to join the Meeting through Laptops/Tablets or similar devices for better experience.
- v. Further Shareholders will be required to allow camera and use Internet with a good speed to avoid any disturbance during the meeting.
- vi. Please note that participants connecting from Tablets or through Laptops connecting via Mobile Hotspot may experience Audio/Video loss due to Fluctuation in their respective network. It is therefore recommended to use Stable Wi-Fi or LAN Connection to mitigate any kind of aforesaid glitches.
- vii. Shareholders who would like to express their views/ask questions during the meeting may register themselves as a speaker by sending their request in advance **between 11th July 2024 (09:00 a.m.) to 13th July 2024 (05:00 p.m.)** mentioning their name, demat account number/folio number, email id, mobile number at shares@vimta.com. The shareholders who do not wish to speak during the AGM but have queries may send their queries during **11th July 2024 (09:00 a.m.) to 13th July 2024 (05:00 p.m.)** mentioning their name, demat account number/folio number, email ID, mobile number at shares@vimta.com. These queries will be replied to by the Company suitably by email.
- viii. Those Shareholders who have registered themselves as a speaker will only be allowed to express their views/ask questions during the meeting.
- ix. Only those shareholders, who are present in the AGM through VC/OAVM facility and have not casted their vote on the Resolutions through remote e-Voting and are otherwise not barred from doing so, shall be eligible to vote through e-Voting system available during the AGM.
- x. If any votes are cast by the shareholders through the e-voting facility available during the AGM and if the same shareholders have not participated in the meeting through VC/OAVM facility, then the votes cast by such shareholders may be considered invalid, as the facility of e-voting during the meeting is available only to the Shareholders attending the meeting.

21. PROCESS FOR THOSE SHAREHOLDERS WHOSE EMAIL/MOBILE NO. ARE NOT REGISTERED WITH THE COMPANY/DEPOSITORIES.

- i. For physical Shareholders- please provide necessary details like Folio No., Name of Shareholder, scanned copy of the Share Certificate (front and back), PAN (self-attested scanned copy of PAN card), AADHAR (self-attested scanned copy of Aadhar Card) by email to Company/RTA email ID.: shares@vimta.com / rta@cilsecurities.com

- ii. For Demat Shareholders - Please update your email ID & mobile no. with your respective Depository Participant (DP)
- iii. For Individual Demat Shareholders – Please update your email ID & mobile no. with your respective Depository Participant (DP) which is mandatory while e-Voting & joining virtual meetings through Depository.

If you have any queries or issues regarding attending AGM & e-Voting from the CDSL e-Voting System, you may write an email to helpdesk.evoting@cdslindia.com or contact at toll free no. 1800 22 55 33.

All grievances connected with the facility for voting by electronic means may be addressed to Mr. Rakesh Dalvi, Sr. Manager, (CDSL,) Central Depository Services (India) Limited, A Wing, 25th Floor, Marathon Futurex, Mafatlal Mill Compounds, N M Joshi Marg, Lower Parel (East), Mumbai - 400013 or send an email to helpdesk.evoting@cdslindia.com or call toll free no. 1800 22 55 33.

EXPLANATORY STATEMENT PURSUANT TO SECTION 102(1) OF THE COMPANIES ACT, 2013

A. Item No.4: Ratification of remuneration of Cost Auditors for financial year ended 31st March 2025.

The Company is maintaining the cost records pursuant to the provisions of Section 148(1) and getting the same audited by a Cost Accountant in pursuance of Section 148(2) of the Companies Act, 2013 read with Rules made thereunder.

Based on the recommendations of the Audit Committee made at its meeting held on 18th May 2024, the Board of Directors at their meeting held on 18th May 2024 approved the reappointment of M/s Lavanya & Associates, Cost Accountants, Hyderabad (Firm Regn. No. 101257), to conduct audit of the cost records of the Company for the financial year ending 31st March, 2025 at a remuneration of ₹ 50,000/- (Rupees fifty thousand only) plus applicable GST.

In pursuance of Rule 14 (a) (ii) of the Companies (Audit and Auditors) Rules, 2014, the remuneration to Cost Auditors fixed by the Board of Directors needs ratification by the members of the Company. Accordingly, the resolution is put up for ratification of members.

None of the Directors or KMPs or their relatives are in anyway concerned or interested in this resolution.

The Board recommends the Ordinary Resolution.

By Order of the Board
For Vimta Labs Limited

Place: Hyderabad
Date: 18.05.2024

Sujani Vasireddi
Company Secretary

ANNEXURE TO THE NOTICE FOR AGM

Details of Directors seeking appointment/re-appointment at the forthcoming Annual General Meeting to be held on 18th July 2024 under Regulation 36(3) of SEBI (Listing Obligations and Disclosure Requirements) Regulations, 2015 and as per SS-2 issued by ICSI.

Particulars	Item No. 3 of Notice
Name	Dr. S P Vasireddi
DIN	00242288
Date of first Appointment	16.11.1990
Designation	Executive Director & Chairman
Date of Birth	01.07.1948
Qualification	Ph. D in Chemistry
Expertise in specific functional Areas	<p>Dr. S P Vasireddi has over 46 years of experience in laboratory and contract research organization's management. He was the founder and has been its Chairman & Managing Director up to 14.07.2013. Thereafter, he was non-executive chairman from 01.07.2018 to 30.06.2023. He was appointed as Executive Chairman w.e.f. 01.07.2023, subject to retirement by rotation.</p> <p>Given his rich knowledge and experience he is/has been nominated as a Member on the Advisory/ Governing Boards of several apex scientific bodies of the Country. His present/past associations include:</p> <ul style="list-style-type: none"> • Member of Central Advisory Committee – Food Safety & Standards Authority of India (FSSAI). • Member of the Governing Board of NABL. • Chairperson – NABL, Risk Management Committee. • Member of National Committee – CII National Committee on Drugs and Pharmaceuticals. • Member of Research Council – National Physical Laboratories, India. • Chairman of Calibration Committee – National Physical Laboratories, India. <p>He was instrumental in setting up a centre of excellence VIMTA-UNIDO South Cooperation Training Centre.</p>
Terms and conditions of appointment and details of last salary drawn	<p>Retiring by rotation, being eligible offers himself for reappointment.</p> <p>Last drawn salary – ₹ 15,00,000/- per month.</p>
Number of meetings of the Board attended during the year	6
Disclosure of relationship between Directors inter-se	Harita Vasireddi – Managing Director is daughter.
Shareholding as on 31.03.2024	2598525
Directorships	Nil
Board (Listed entities)	Nil
Committees (Listed entities)	Nil

By Order of the Board
For Vimta Labs Limited

Place: Hyderabad
Date: 18.05.2024

Sujani Vasireddi
Company Secretary



Vimta

Driven by Quality. Inspired by Science.



Contact Us

Registered Office:

Plot Nos. 141/2 & 142, IDA
Phase II, Cherlapally,
Hyderabad - 500 051,
Telangana, India.

E-mail : shares@vimta.com

Web : www.vimta.com



34th
ANNUAL
REPORT

2024



Vimta Labs Limited
CIN : L24110TG1990PLC011977

www.vimta.com



Forward Looking Statements

When we use the terms “VIMTA,” “Vimta Labs Ltd.,” the “Company,” “we,” “us” or “our” in this Annual Report, we mean Vimta Labs Ltd. and its subsidiaries on a consolidated basis, unless the context indicates otherwise.

Some of the information contained herein is for general information purposes only and should not be considered as a recommendation that any investor should subscribe/purchase shares of the company. The Company makes no representation or warranty, express or implied, as to, and does not accept any responsibility or liability with respect to, any forward looking statements made herein. These statements are based on current expectations, forecasts and assumptions that are subject to risks and uncertainties which could cause actual outcomes and results to differ materially from these statements. Important factors that could cause actual results to differ materially from our outlook include, amongst others, general economic and business conditions in India and abroad, ability to successfully implement our strategy, our growth & expansion plans and technological changes, changes in the value of the Rupee and other currencies, changes in the Indian and international interest rates, change in laws and regulations that apply to the Indian and global industries that we serve, increasing competition, changes in political conditions in India or any other country and changes in the foreign exchange control regulations in India. Neither the company, nor its Directors and any of the affiliates or employees have any obligation to update or otherwise revise any forward-looking statements. The readers may use their own Judgement and are advised to make their own calculations before deciding on any matter based on the forward looking statements given herein.

Website and Social Media Disclosure

We use our website (www.vimta.com) and our LinkedIn accounts as channels of distribution of Company’s information. The information we post through these channels may be deemed material. Accordingly, investors should monitor these channels, in addition to following our press releases, Securities and Exchange Board of India (the “SEBI”) filings and public conference calls and webcasts. The contents of our website and social media channels are not, however, a part of this Annual Report.

Trademarks

All trademarks, trade names, graphics and logos of VIMTA contained herein are trademarks or registered trademarks of Vimta Labs Ltd., or its subsidiaries, as applicable, in India. All other party trademarks, trade names, product names, graphics and logos which may be contained herein are the property of their respective owners. The use or display of other parties’ trademarks, trade names, product names, graphics or logos is not intended to imply, and should not be construed to imply, a relationship with, or endorsement or sponsorship of VIMTA or its subsidiaries by such other party. Solely for convenience, we may refer to trademarks in this Annual Report without the TM and ® symbols. Such references are not intended to indicate in any way, that we will not assert, to the fullest extent permitted by law, our rights to our trademarks. Other trademarks appearing in this Annual Report are the property of their respective owners.

Industry and Market Data

Market data furnished in this Annual Report is based on management’s knowledge of the industry and the good faith estimates of management. All of management’s estimates presented herein are based on industry sources, including analyst reports and management’s knowledge. We also relied, to the extent available, upon management’s review of independent industry surveys and publications prepared by a number of sources and other publicly available information. We are responsible for all of the disclosure in this Annual Report and while we believe that each of the publications, studies and surveys used throughout this Annual Report are prepared by reputable sources and are generally reliable, we have not independently verified market and industry data from third- party sources. All of the market data used in this Annual Report involves a number of assumptions and limitations and therefore is inherently uncertain and imprecise, and you are cautioned not to give undue weight to such estimates. Projections, assumptions and any estimates of our future performance and the future performance of the industry in which we operate are necessarily subject to a high degree of uncertainty and risk due to a variety of factors, including those described in Risks & Concerns section, in Management Discussion and Analysis, of this Annual Report and elsewhere in this Annual Report. These and other factors could materially impact the outlooks and beliefs discussed in this annual report.

PAGE INTENTIONALLY LEFT BLANK



Table of Contents

	Page No.
1. Corporate Information	02
2. Group at a Glance	04
3. Board's Report	05
4. Annexures to Board's Report (Annexures I to X)	23
5. Corporate Governance Report	49
6. Annexures to Corporate Governance Report (Annexures XI to XIV)	61
7. Independent Auditor's Report on Standalone Financial Statements	65
8. Standalone Balance Sheet	74
9. Standalone Statement of Profit and Loss	75
10. Standalone Statement of Cash Flows	76
11. Standalone Statement of Changes in Equity	78
12. Notes Forming Part of the Standalone Financial Statements	79
13. Independent Auditor's Report on Consolidated Financial Statements	128
14. Consolidated Balance Sheet	135
15. Consolidated Statement of Profit and Loss	136
16. Consolidated Statement of Cash Flows	137
17. Consolidated Statement of Changes in Equity	139
18. Notes Forming Part of the Consolidated Financial Statements	140

CORPORATE INFORMATION

Board of Directors

Dr. Sivalinga Prasad Vasireddi

Executive Chairman
(w.e.f. 01st July 2023)
DIN: 00242288

Ms. Harita Vasireddi

Managing Director
DIN: 00242512

Ms. Prameela Rani Yalamanchili

Independent Director
DIN: 03270909

Mr. Purnachandra Rao Gutta

Independent Director
DIN: 00876934

Mr. Harriman Vungal

Executive Director –Operations
DIN: 00242621

Mr. Satya Sreenivas Neerukonda

Executive Director
DIN: 00269814

Mr. Sanjay Dave

Independent Director
DIN: 08450232

Dr. Yadagiri R Pendri

Independent Director
DIN: 01966100

Key Managerial Personnel

Ms. Sujani Vasireddi

Company Secretary & Compliance Officer

Mr. D.R. Narahai Naidu

Chief Financial Officer

Auditors

Statutory Auditors

Gattamaneni & Co.
(Firm Reg. No 009303S)
Chartered Accountants,
Hyderabad, India

Secretarial Auditors

D Hanumanta Raju & Co.
Company Secretaries,
Hyderabad, India

Cost Auditors

Lavanya & Associates,
(Firm Reg. No. 101257)
Cost Accountants,
Hyderabad, India

Internal Auditors

Chaitanya V & Associates,
Chartered Accountants,
Hyderabad, India

Bankers/Financial Institutions

Axis Bank Limited.
HDFC Bank Limited.

Registrar & Share Transfer Agent

CIL Securities Limited
214, Raghava Ratna Towers
Chirag Ali Lane, Abids
Hyderabad,
Telangana - 500001, India

Registered Office

Vimta Labs Limited
141/2 & 142, IDA,
Phase-II, Cherlapally,
Hyderabad,
Telangana – 500051, India

Life Sciences Facility

#5, Neovantage Science &
Technology Park, Genome
Valley, Shamirpet,
Hyderabad,
Telangana – 500101, India

Wholly Owned Subsidiary

Emtac Laboratories Private
Limited (EMTAC)
CIN: U74200TG2014PTC096043
Plot No. 11/6, Road No.9 IDA,
Nacharam, Hyderabad
Telangana – 500076, India



COMPANY INFORMATION

OUR VISION

To be seen as an Indian organization with a global perspective that has created an integrated, quality driven, customer sensitive Contract Research and Testing service platform, which is the most comprehensive of its kind across the globe.

OUR CORE VALUES

- Integrity of service through honesty, responsibility and an uncompromising commitment to Quality and Customer service.
• Respect for all our team members, partners, customers, suppliers, and all other people our business interacts with.

OUR CREDO

The values, beliefs and principles that guide us in our decisions and actions.

We believe our work impacts the wellbeing of millions of people across the globe. Our responsibility is to the end consumers, patients, and all others who use the products we help discover or develop and test for quality. In protecting the interests of these key stakeholders, everything we do must be with integrity, honesty, responsibility and of high quality.

We are strongly committed to provide value to our customers in terms of scientific knowledge, time and cost. Regulatory and quality system compliance must be the corner stone for our services. Customers' orders must be serviced as per promised timelines and accurately.

Our partner vendors must have fair and transparent opportunities to grow their business with us.

We are responsible to our employees to provide a safe, harmonious, and unbiased work environment where we are committed to each person's individual learning and development. Employees must feel valued and believe that each one of them contributes to the success and growth of the organization, and that their work impacts the society beneficially. We must respect them, recognize their merit, and encourage them to make suggestions and complaints. We must support the health and well-being of our employees and help them to fulfill the needs of their work-life balance. There must be equal opportunity for employment, development, and advancement for those qualified. We must have highly capable leaders and their actions must be just and ethical. Compensation must be fair and working conditions safe, clean, and orderly.

We acknowledge our responsibility to the communities and environment in which we live and work. We must be a good corporate citizen and contribute to the development of weaker sections of society. We must be a good corporate citizen and abide sincerely with all applicable laws and good governance practices. We must protect and even try to enrich the environment we live in, and also consciously use the natural resources that we are privileged to have.

Our final responsibility is to our shareholders. Our business must have intrinsic potential to flourish and make a sound profit. We must plan well for growth and sustainability and execute our

plans well. We must pay close attention to the markets we work in and continuously evaluate the opportunities and risks to act upon. We must innovate our services to stay relevant to market needs and make investments with balance. We have to build state-of-the-art facilities, maintain current and reliable technologies, and use materials that befit the purpose of our activities. Capacities must be enhanced, and expansions must be pursued. Reserves must be created to provide for adverse times. When we operate according to these fundamental principles, the shareholders should realize a fair return.

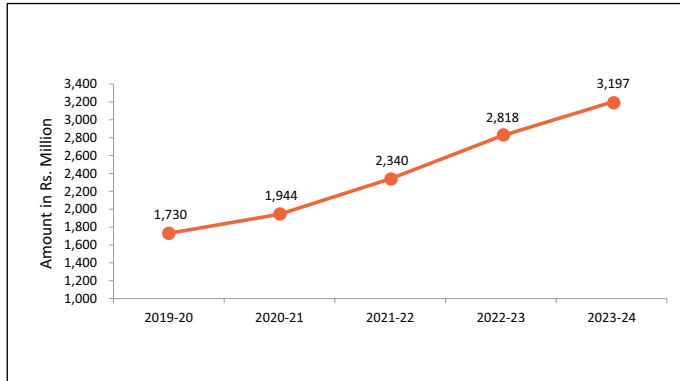
OUR COMPANY (State of the Company's affairs)

Vimta Labs Ltd., originally established in 1984 as a Partnership firm, is India's most comprehensive contract research and testing organization, providing a wide range of services to biopharmaceutical, food, consumer goods, electronic, electrical, agrochemical, healthcare, medical device, power, cement, oil & gas, ores & minerals, infrastructure and many other industries, government organizations as well as other industry participants. Over the span of ~40 years, we have developed a track record of consistent quality, delivery and continuous innovation that has enabled us to grow faster than our underlying markets and deliver strong financial results. We believe our scientific expertise, along with our cutting-edge technologies and knowledge of applicable regulatory requirements help our customers bring to market safe and quality products and maximize returns on their outsourcing spends. Broadly, these services include:

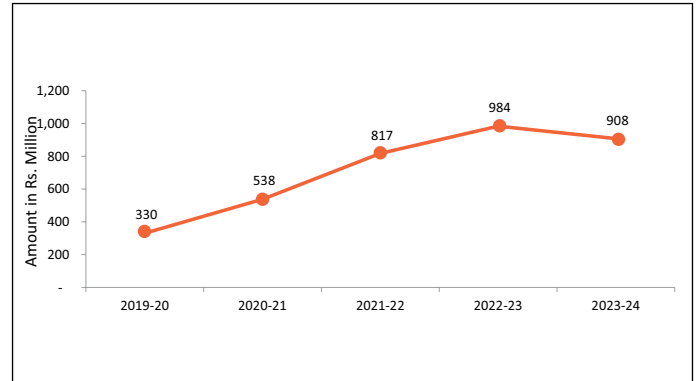
- Drug discovery, development, and drug life cycle management support services in the areas of preclinical research, clinical research, central lab, and analytical services for biopharmaceutical companies;
• Preclinical research and testing services for medical device companies;
• Contract research and testing for agrochemical and specialty chemical companies;
• Food testing and analytical development services to support manufacturers, processors, farmers, retailers, traders, exporters, regulators (viz. FSSAI, BIS, APEDA, EIC, etal);
- VIMTA's Food Lab in Hyderabad is a National Reference Lab for testing of Water, Alcoholic & Non-Alcoholic Beverages;
- VIMTA setup and operates the National Food Laboratory at Navi Mumbai, under PPP model with FSSAI. The contract was awarded to VIMTA in 2021 with a term of 25 years;
• Clinical diagnostics services to patients, clinicians, hospitals and central lab services to support clinical research studies.
• Environmental regulatory services such as impact assessments and post project monitoring, to various industries such as power, infrastructure, cement, oil & gas, mining etc;
• EMI/EMC testing for electronic and electrical products/ components.

GROUP AT A GLANCE

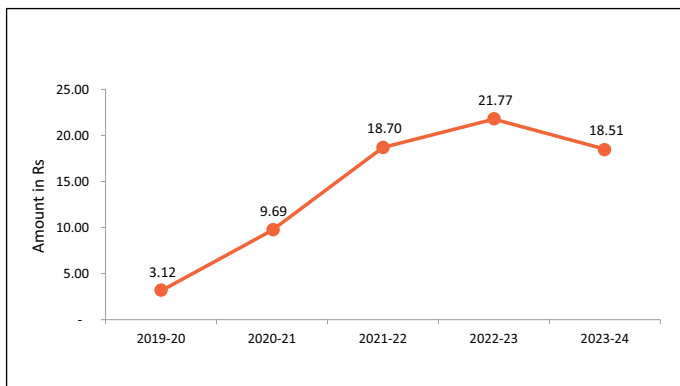
Net Worth



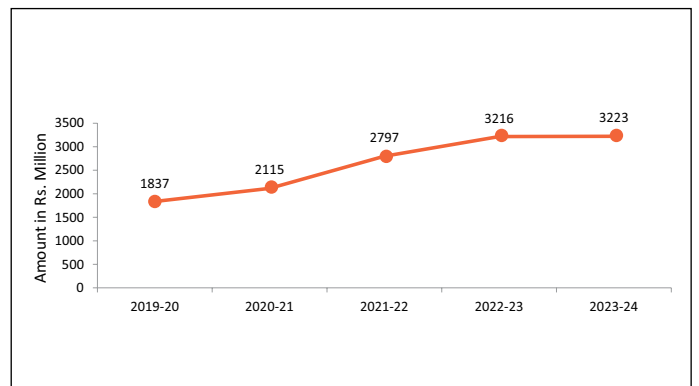
EBITDA



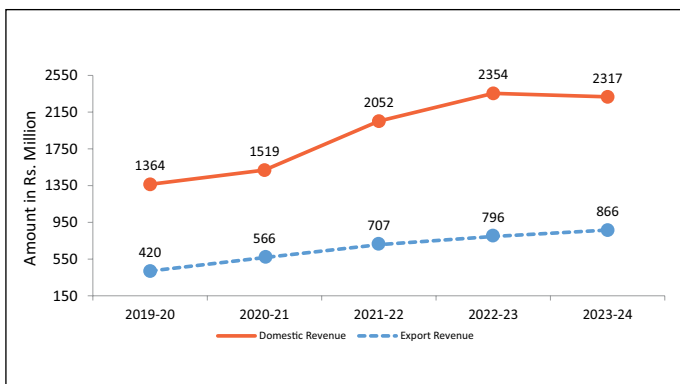
EPS



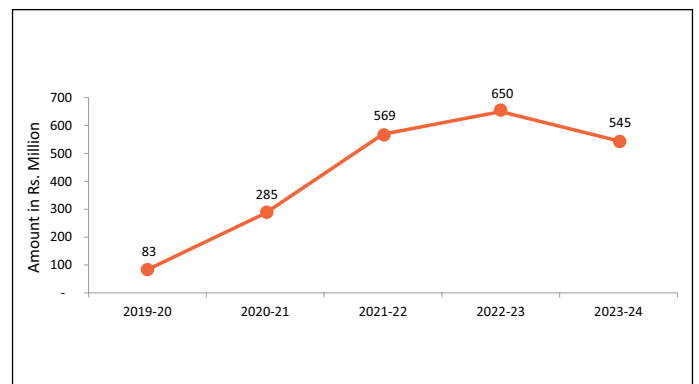
Total Income



Domestic Vs Export Revenue



PBT





BOARD'S REPORT

Dear Members,

Your Directors are happy to present the 34th Annual Report together with the Standalone & Consolidated Audited Financial Statements of the Company for the year ended 31st March 2024.

1. OUR COMPANY'S PERFORMANCE

For FY 2023-24, company recorded a consolidated revenue of ₹ 3,222.68 million as compared to ₹ 3,216.34 million in the previous year and standalone revenue of ₹ 3,169.01

million as compared to ₹ 3185.84 million in the previous year.

The EBITDA for FY 2023-24 is 28.2% and 27.7% for consolidated and standalone levels respectively, compared to 30.6% and 30.5%, of the previous year.

The Financial performance of the Company for the year ended 31st March 2024 with the comparative figures of previous years is summarized below:

(₹ in Millions)

Sl. No.	Particulars	Year Ended March 31, 2024		Year Ended March 31, 2023	
		Standalone	Consolidated	Standalone	Consolidated
I	Total Income	3,169.01	3,222.68	3,185.84	3,216.34
	i) Expenses other than Finance costs, depreciation and amortisation expenses	2,292.52	2,314.70	2,215.69	2,232.79
	ii) Finance costs	21.13	21.22	26.44	26.45
	iii) Depreciation and amortisation expenses	339.99	341.95	305.40	307.13
II	Total Expenses (i+ii+iii)	2,653.64	2,677.87	2,547.53	2,566.37
	PBT (I-II) – Before Exceptional Item	515.37	544.81	638.31	649.97
	Less: Exceptional Items	-	-	-	-
III	PBT- After Exceptional Items	515.37	544.81	638.31	649.97
IV	Tax Expense	127.30	134.72	165.32	168.25
V	PAT (III-IV)	388.07	410.09	472.99	481.72
	Other comprehensive (loss) / income	(2.32)	(2.33)	(0.22)	(0.26)
VI	Total Comprehensive income for the year (V+VI)	385.76	407.76	472.77	481.46

2. MANAGEMENT DISCUSSION AND ANALYSIS

Macro Economy

Global Economy

The global economy continues to navigate a complex landscape, marked by geopolitical tensions and mounting cost-of-living concerns. Nevertheless, its resilience remains evident, with inflation receding more rapidly than anticipated, mostly owing to supply chain efficiencies and decisive monetary policies, including interest rate adjustments by central banks aimed at curbing inflation. Despite these encouraging signs, potential slowdowns loom in 2024, triggered largely by persistently high interest rates and scaled-back government spending in response to national debt levels.

In late 2023, major economies witnessed a surge in growth, fuelled by government spending, rising disposable incomes, and pandemic savings. However, the upswing was uneven. The Eurozone, for instance, faced weak consumer confidence, high energy prices, and declining

manufacturing, while low-income economies remained below pre-pandemic growth due to high borrowing costs.

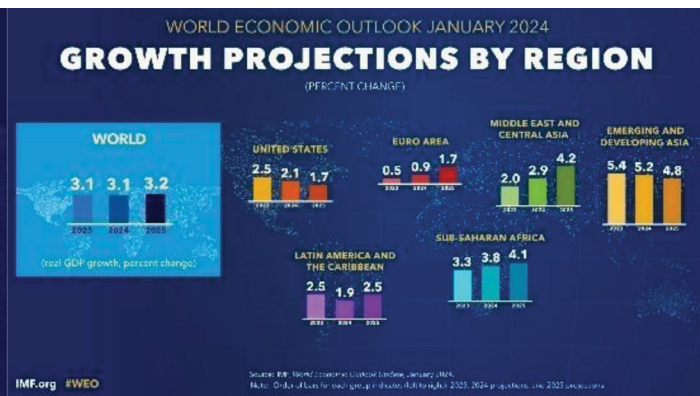
On a positive note, favourable improvements in supply chain and moderating energy prices have curbed inflation, bringing headline and core rates closer to pre-pandemic levels. This easing inflation could possibly lead to future rate cuts, potentially boosting stock markets. The decline in inflation reflects both receding energy shocks and easing labour market tightness. Although job vacancies have seen a dip and unemployment rates are marginally rising, an increase in labour supply including immigration, is contributing to the overall picture.

Despite these favourable trends, the challenge of high long-term borrowing costs persists, fuelled by escalating government debts. Monetary policies continue to vary significantly across different countries, with some central banks lowering rates and others maintaining them to ensure economic stability. More importantly, controlled wage growth is preventing a wage-price spiral, ensuring that both near-term and long-term inflation expectations are anchored.

Outlook

Global growth is forecasted to hold near 3.1% in 2024, with a modest uptick to 3.2% in 2025, on the back of improved prospects in China, the US, and some emerging economies. That said, tighter monetary policy, reduced fiscal stimulus,

and sluggish productivity will keep growth below historical averages. Advanced economies are expected to face a temporary slowdown in 2024, followed by a rebound, while emerging markets will likely see stable, but uneven, growth across regions.



(Source: WEO Jan 2024 & EY)

Indian Economy

As global economy finds itself at a precarious crossroads in 2024, marked by a narrow escape from recession and ongoing volatility, geopolitical tensions have intensified, leading to economic fragmentation and financial instability. In the midst of this turbulence, India has emerged as a significant economic and geopolitical force. Its strategic decisions are poised to potentially elevate it to the world's third-largest economy within the next five years and achieve developed nation status by 2047. India's path could exemplify a model for inclusive growth, digital innovation, and climate action.

In 2023, India reached a significant milestone by assuming the presidency of the G20, the world's foremost global economic forum, where it highlighted its economic strength and adept diplomacy on a global stage. Economically, India emerged as a pivotal driver of global growth, accounting for 16% of the total global growth in 2023. Its impressive growth rate of 7.2% during the fiscal year 2022-2023 was the second highest among G20 nations, nearly doubling the average growth rate of emerging market economies for that period.

Looking ahead, India's economy has the potential to reach \$7 trillion by 2031, driven by domestic reforms, infrastructure development, and focus on emerging sectors. Despite short-term challenges like global economic slowdown, India remains well-positioned for long-term success. Continued disinflation, favourable monsoon, and increased private investment are expected to support growth, making India the fastest-growing large economy. Diversification and attracting private investment will further capitalize on global opportunities, sustaining robust growth.

Outlook

India's GDP growth is projected to ease to 6.8%, with inflation and interest rates likely peaking. Potential interest rate cuts could begin as early as June 2024. While government infrastructure

spending may soften, private investments are expected to remain robust, driven by emerging sectors. Government initiatives to support rural areas aim to maintain income levels and consumer demand. However, factors like monsoon performance, global oil prices, and logistics disruptions remain crucial for managing both growth and inflation.

(Source: CRISIL_ Outlook Mar 2024, World Economic Forum & EY)

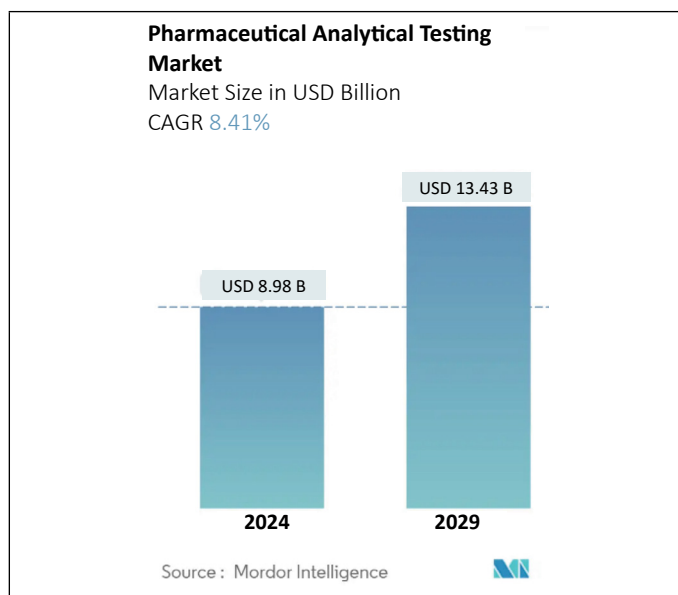
Industry Overview

(Opportunities and Threats)

Pharmaceutical Analytical Testing

Global

The market for pharmaceutical analytical testing is projected to reach USD 13.43 billion by 2029, reflecting a growth rate of 8.41% annually between 2024 and 2029.





The COVID-19 pandemic significantly impacted the pharmaceutical analytical testing landscape. The urgent need to develop vaccines and treatments for the coronavirus disease propelled a surge in new drug candidate creation. Analytical testing is crucial throughout drug development, ensuring accuracy, efficiency, and safety at every stage. The rapid response to COVID-19 drove the development of biosimilars, combination therapies, and innovative vaccines. This, in turn, increased the demand for advanced bioanalytical testing techniques, such as electrophoresis, electrochemical and titrimetric assays, and immunoassays.

Beyond the pandemic's influence, several other factors are contributing to market growth:

Rising Number of Clinical Trials: The increasing number of clinical trials globally necessitates robust analytical testing procedures.

Focus on Biologics and Biosimilars: The growing focus on developing and testing biologics and biosimilars creates further demand for specialized analytical testing.

Outsourcing Lab Testing: The trend of pharmaceutical companies outsourcing their laboratory testing needs to specialized firms is another key driver.

The need for stringent quality control measures in the pharmaceutical industry is paramount. According to FDA drug recall statistics, a significant number of drugs are recalled annually, highlighting the importance of thorough testing before medications reach the market. Analytical testing plays a critical role in guaranteeing the safety and efficacy of drugs, ultimately protecting public health and ensuring the effectiveness of

treatment options.

(Source: Morder Intelligence & EY)

India

The market is propelled by innovation in the pharmaceutical industry, a heightened focus on regulation, a growing number of end-users, and the cost benefits of outsourcing. To ensure long-term sustainability, pharmaceutical companies must boost their R&D spending and invest in drug discovery. Additionally, the increasing need for product safety and quality, along with evolving regulations for in vivo and in vitro tests, are expected to further drive market growth.

The demand for specific types of tests has surged due to the development of combination products, biosimilars, and other new medicines. Market growth is driven by several key factors, including stringent regulations, the need to meet regulatory standards, rising demand for biosimilars and biopharmaceutical products, a growing pipeline of products, and enhanced efficiencies.

The growth of the pharmaceutical analytical testing outsourcing market in the region faces significant challenges due to increased reliance on unreliable outsourced manufacturing organizations. Additional obstacles include a shortage of experienced specialists, a lack of well-established healthcare infrastructure, high operational costs, changes in Good Manufacturing Practices (GMP), evolving regulatory policies, and the demand for shorter turnaround times. These factors collectively threaten to impede the expansion of the market.

(Source: APAC Market Data Forecast & EY)

Testing, Inspection & Certification Market

Global



Testing, Inspection and Certification (TIC) services are instrumental in guaranteeing that infrastructure, products, and services meet stringent safety and quality standards across various regulations. The consistent demand for regular inspections and testing across industries, regardless of seasonal fluctuations, is a key driver of this market's anticipated growth.

Several factors are fuelling this expansion: stricter regulations in sectors like healthcare and automotive, the incorporation of AI and IoT for enhanced testing capabilities, the growing need to comply with diverse standards in a globalised world, and an intensified focus on quality, safety, and sustainability.

The global TIC market is projected to balloon to \$280.6 billion by 2029, reflecting a steady growth rate of 3.8% from its \$233.2 billion value in 2024. The Asia-Pacific region is expected to dominate the TIC market due to the rise of emerging economies like India, China, Japan, and South Korea. Their growing industrial bases, export booms, stricter regulations, and rapid urbanization are driving the demand for TIC services.

That said, globalisation is also a double-edged sword. While it necessitates TIC services throughout complex supply chains to maintain quality, it also creates challenges. Proliferation of labs, complex logistics, and the ever-increasing need for efficiency are putting a strain on the industry.

The biggest hurdle remains the lack of standardised TIC regulations globally. This inconsistency poses a huge challenge for businesses to operate seamlessly across borders and ensure consistent quality and compliance.

(Source: Mordar Intelligence , Markets and markets & EY)

India

India is a prominent market for Testing, Inspection, and Certification (TIC) services in the Asia Pacific region, with an expected CAGR of 4.4% from 2023 to 2030. This growth is propelled by escalating demand from businesses and organisations for reliable TIC methodologies. Adherence to rigorous testing and inspection protocols is imperative for businesses to uphold optimal quality, productivity, and efficiency levels. Employing TIC strategies enable businesses to customise their supply chain operations, thereby enhancing corporate processes.

The market holds significant potential, driven by regulations, trade, domestic consumption, the expansion of renewable energy production and infrastructure projects.

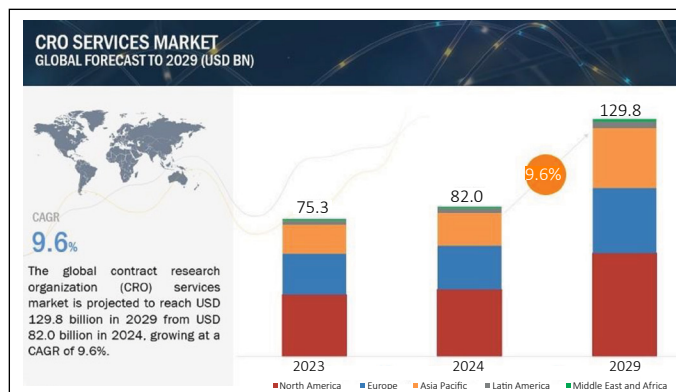
The market is divided into two categories: Application and Sourcing type.

- **By application:** The market caters to various sectors including consumer goods & retail, agriculture & food, chemicals, infrastructure, manufacturing, medical & life sciences, mining, oil & gas, automotive, public sector, and IT, telecom & others.
- **By sourcing type:** Businesses can choose between in-house testing capabilities or outsourcing services.

(Source: KBV Research & EY)

CRO Services Market

Global



The global contract research organisation (CRO) services market is projected to surge from \$82 billion in 2024 to \$129 billion by 2029, reflecting a robust CAGR of 9.6%. This growth is fuelled by pipeline of drug development projects for therapeutics and medical devices. Advancements in technology, particularly in precision/personalised medicine, are driving the outsourcing of development services to CROs. Additionally, rising clinical trial outsourcing is driving its surge in developing countries. CROs are actively expanding their global networks to enhance customer service.

North America currently dominates the CRO services market, and this trend is expected to persist on the back of an ever-expanding drug development pipeline and a growing number of drugs entering clinical trials. Pharmaceutical, biotech, and academic institutions increasingly outsource development activities to leverage CRO expertise in infrastructure, therapeutic areas, regulatory compliance, and more.

The burgeoning field of precision/personalised medicine presents another growth opportunity. The number of FDA-approved personalised medicines has witnessed a significant rise, with over 50 approvals between 2020 and 2022. However, patient recruitment and retention remain a challenge due to shortage of skilled professionals and lack of patient-centric approaches in clinical trials. Decentralised clinical trials (DCTs) are expected to mitigate this hurdle.

(Source: MarketsAndMarkets, Grand View Research, Technavio & EY)

India

India's CRO sector is flourishing, with a projected CAGR of 10.75% to reach \$2.5 billion by 2030. This growth is driven by specialised research and development service providers assisting pharmaceutical and biotech companies across various stages of drug development (discovery, pre-clinical, clinical, bioequivalence/bioavailability).

India is a preferred destination for global clinical trials because of significant cost advantage, improved regulatory environment and hospitals infrastructure, growing access to larger patient



populations and physicians propelled by expansion of private hospitals into tier 2 and tier 3 cities of India. The clinical trials market is dominated by Phase II and III trials which are growing at 15% to 18%.

Likewise, India is also a large global hub for small molecules and biosimilar bioequivalence studies as India is the major supplier of generic drugs worldwide. Globally this market is close to USD 700 million and estimated to grow at a CAGR of 8.4%. The growth of bioequivalence studies is driven by expanding pharmaceutical market, rising healthcare costs, advancing scientific technologies, and rising chronic illnesses.

The Indian pre-clinical CRO segment, is expected to reach \$393.6 million by 2030, growing at a CAGR of 11.4%. Multiple factors fuel this expansion: cost advantages, a skilled workforce, rising technological advances, favourable regulatory environment, and a rising trend of global R&D outsourcing. Furthermore, the biopharmaceutical companies dominated the market in 2023, particularly small and mid-sized businesses that lack enough preclinical drug development facilities or experience. In the coming years, this is predicted to increase demand for preclinical CRO services.

According to a 2023 study by India's Department of Pharmaceuticals, leading pharmaceutical companies' R&D spending surpassed \$138 billion in 2022, reflecting a sustained upward trend. The overall market benefits from the growing international preference for outsourcing R&D activities. Pharmaceutical, biotech, medical device, and agrochemical companies leverage CRO expertise to conduct pre-clinical research, allowing them to focus on core competencies. Advancements in automation and robotics further enhance efficiency and expedite experiment completion.

(Source: Grandview Research, Study on CRO sector in India & EY)

Environment Testing Industry

Global

The global environmental testing market is projected to reach \$20.16 billion by 2030, driven by a robust CAGR of 7.8%. Stringent environmental regulations and active enforcement by organisations like the OEFA and EPA are key factors fuelling this growth.

Environmental testing services have seen increased utilisation across sectors like personal care and pharmaceuticals during the pandemic. Regulatory bodies mandate routine testing and inspection of environmental waste, further propelling market expansion. Additionally, rising public awareness of environmental issues and the development of faster contaminant detection methods are creating lucrative new market opportunities. These factors are expected to significantly boost demand for environmental testing services in the coming years.

(Source: Grand View Research & EY)

India

India's environmental testing market, valued at \$240.15 million in 2023, is poised for steady growth at a CAGR of 7.94% from 2025 to 2029. This expansion is driven by several key factors:

- **Deteriorating air, water, and soil quality:** Rising pollution levels necessitate frequent environmental testing to monitor and manage these concerns.
- **Stricter environmental regulations:** The Indian government's implementation of stringent environmental standards compel industries to comply, leading to a surge in testing demand.
- **Western India's dominance:** This region houses a high concentration of industries (pharmaceuticals, chemicals, petroleum) with significant environmental impact. Consequently, extensive testing is required to ensure compliance and mitigate environmental risks. Stringent environmental regulations in states like Maharashtra and Gujarat further propel market growth by mandating regular testing for industrial activities.
- **Heightened public awareness:** Growing public concern about environmental issues fosters increased demand for testing services.
- **Industrial expansion:** The expansion of sectors like agriculture, pharmaceuticals, and food & beverages, all of which require environmental testing as part of their operations, also contributes to market growth.

(Source: Techsciresearch & EY)

Food Testing Industry

Global

The global food safety testing market, valued at over \$21.6 billion in 2023, is projected to expand at a healthy CAGR of 8.1% from 2024 to 2032, owing to the worldwide surge in food consumption and the growing need for secure food supplies, particularly in developing nations like India, Indonesia, and Brazil.



A significant factor is the rising incidence of foodborne illnesses caused by contaminated food. This public health concern, coupled with increased consumer awareness and demand for

transparency in food production, is driving the market towards stricter testing protocols. Stringent regulations like the FSMA in the US and EU further compel food manufacturers to implement rigorous safety measures.

The market is witnessing a shift towards more comprehensive testing methods that go beyond traditional pathogen detection. This includes testing for chemicals, toxins, and GMOs, reflecting the growing consumer demand for organic and non-GMO products.

North America and Europe currently dominate the market due to established regulatory environments and high consumer awareness. However, emerging markets in Asia-Pacific are experiencing rapid growth, driven by urbanisation, evolving dietary habits, and strengthening regulatory frameworks.

(Source: GMI Research, Mordar Intelligence, Imarcgroup & EY)

India

The Indian food safety testing market, valued at \$55.25 million in 2023, is poised for impressive growth at a CAGR of 7.18% through 2029. This surge is driven by a growing national focus on food safety and quality.

India's increasing population and rising consumer awareness about foodborne illnesses are fuelling a demand for robust testing mechanisms that aim to safeguard the integrity of the

food supply chain and prevent illnesses.

A key driver of this market is the stringent regulatory framework established by the Food Safety and Standards Authority of India (FSSAI). The FSSAI acts as a watchdog, setting standards, regulating food production and distribution, and ensuring compliance with safety guidelines. These regulations directly influence the market, as food producers and manufacturers must Source: Techsci Research & EY to rigorous quality and safety testing protocols.

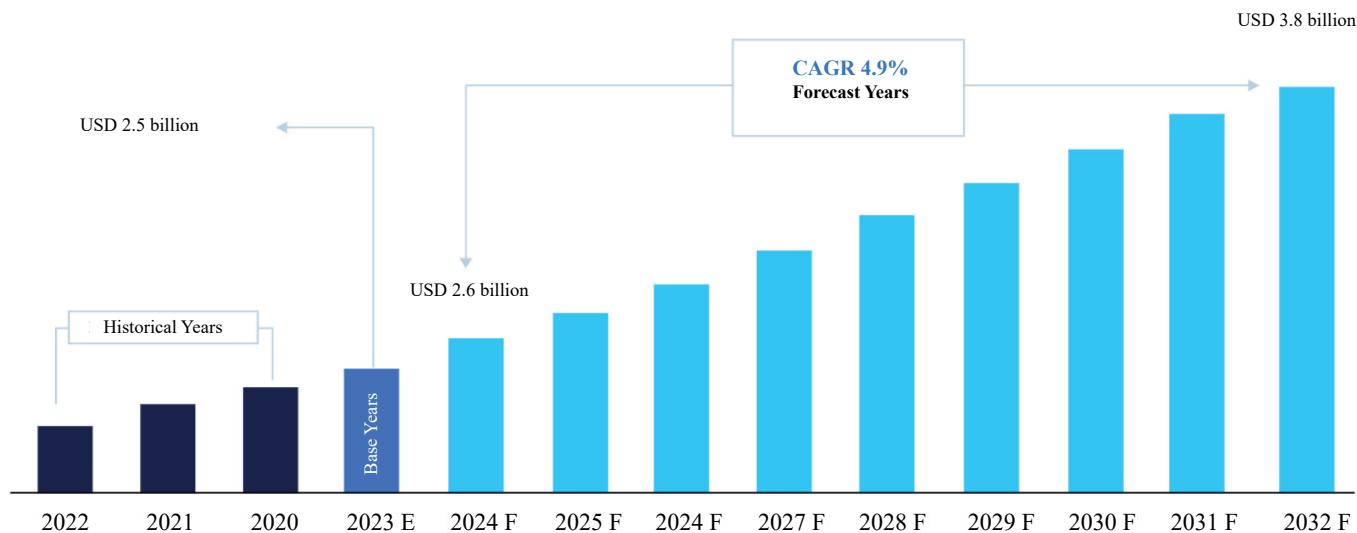
(Source: Techsci Research & EY)

Electrical and Electronics Testing

Global

The global market for Electromagnetic Compatibility (EMC) testing is projected to grow steadily, reaching \$3.8 billion by 2032 from \$2.5 billion in 2023. This represents a CAGR of 4.9%. Several factors are driving this expansion:

- **Increased demand for certification services:** Businesses are increasingly seeking certification to ensure their products comply with regulations.
- **Rising consumer electronics demand:** The growing popularity of consumer electronics fuels the need for EMC testing.
- **Developments in 5G infrastructure:** As 5G technology rolls out, robust EMC testing becomes crucial.



Source: Straits Research

EMC testing verifies the proper functionality of electronic and electrical equipment within their intended electromagnetic environment. It ensures products operate without interfering with other devices or being affected by external electromagnetic disturbances.

The market for EMC testing is expected to experience significant growth in the coming years due to several additional factors:

- **Stricter security requirements:** Mandatory EMC testing for medical devices, for instance, is becoming more common.
- **Standardisation of electronic devices:** Widespread standardisation across electronic products strengthens the need for EMC testing.



- **Focus on brand reputation:** Companies increasingly recognise the value of EMC testing in maintaining brand reputation.

The rise of new mobile network technologies like LTE, and 5G, require specialised testing equipment to guarantee quality and reliability. This, in turn, fuels the growth of the EMC testing market.

(Source: straitsresearch & EY)

India

Rising disposable income in developing nations like India is fuelling a significant market for high-tech consumer devices such as smart wearables, smartphones, smart appliances, and electric vehicles. This trend, coupled with Asia-Pacific's (APAC) established role in mass producing electronics for various sectors, is propelling the region's electromagnetic compatibility (EMC) testing market.

India in particular, is experiencing remarkable growth in its EMC testing market due to several factors:

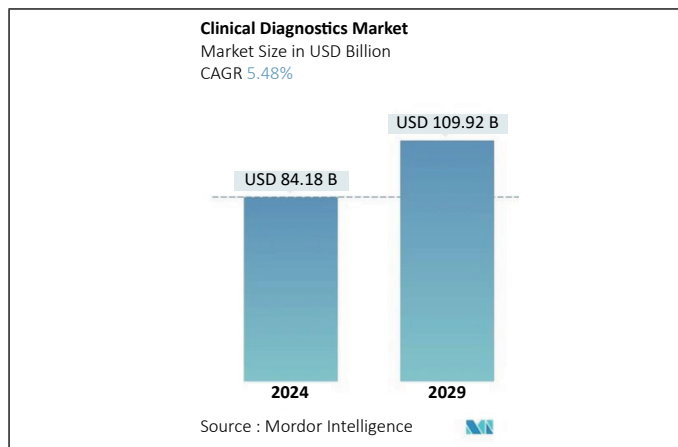
- **Rise in Manufacturing Facilities:** The increasing number of manufacturing units in India, driven by the government's "Make in India" initiative, necessitates robust EMC testing to ensure product compliance.
- **Skilled Workforce Availability:** A readily available pool of skilled personnel further strengthens India's position as a manufacturing hub and drives the demand for EMC testing services.

(Source: Asia-Pacific EMC Testing Market to 2028 & EY)

Clinical Diagnostics Industry

Global

The clinical diagnostics market is poised for steady growth, projected to reach \$109.92 billion by 2029 from \$84.18 billion in 2024, a CAGR of 5.48%. The COVID-19 pandemic significantly accelerated this growth due to a surge in testing needs. The demand for diagnostics is expected to remain stable in the post-pandemic period, contributing to market growth over the next five years.



Beyond the pandemic, the rising prevalence of chronic diseases is driving demand for healthcare services, and clinical diagnostics play a crucial role in disease prevention, detection, and management. This increasing burden of chronic illness is another key factor propelling the overall market forward.

(Source: Mordar Intelligence & EY)

India

India's diagnostic services market is experiencing significant growth, jumping from \$14.57 billion in 2022 to \$16.23 billion in 2023. By FY32, the market is projected to reach a staggering \$43.57 billion.

The market comprises two main segments: pathology testing (60% share) and imaging diagnostics (40% share). While the radiology segment thrives due to rising demand for imaging services, pathology testing has also grown due to increased adoption of preventive health check-ups.

Several factors continue to contribute to this growth: Increased healthcare spending by a growing elderly population, rising income levels leading to greater ability to afford diagnostics, growing awareness of the importance of preventive testing, introduction of advanced diagnostic tests, expanding health insurance coverage, government initiatives focused on healthcare.

Post-pandemic, diagnostic services have become even more critical, playing a vital role throughout the healthcare journey – from early disease detection to treatment and post-treatment monitoring.

(Source: The Hindu & EY)

2.1 COMPANY OUTLOOK

Your Company is positive about its growth prospects in the biopharmaceutical, food, environmental, and electronics & electrical contract testing and research markets all of which have a strong positive outlook despite the current global economic uncertainties, large competition, and stricter regulatory compliance requirements. The Company has a strong customer base, and promising pipelines which give it good visibility of growth over the medium term. Over the long term, the Company expects it would strategically look at acquisition opportunities or alliances or partnerships to enhance its market reach, capabilities and service portfolio, to gain further market share. Penetration into overseas markets would be an important lever of growth going forward. Domestic market continues to hold immense potential led by economic growth in the country. However, inflationary pressures in terms of cost of manpower, technology and material, and pricing pressures due to proliferation of laboratories in the country will be the key risks to watch out for. VIMTA continues to maintain its dominance in the domestic food testing and contract research services to biopharmaceuticals industry. Its expansion into electronic and electrical products testing

services should contribute to the Company's growth. The Company's leading position in the domestic market in addition to its business development overseas should help it sustain its growth.

2.2 OUR STRENGTHS & STRATEGIES

VIMTA believes that it is well-positioned to serve the global biopharmaceutical, agrochemical, specialty chemical and medical device industries through its integrated product development services. VIMTA provides services to its customers through processes and procedures that are oriented to deliver strong compliance to regulatory requirements, thereby maintaining the integrity of data and the reports, and minimizing risks to the customers. VIMTA has a track record of strong science and quality over a 40-year history, earning it a reputation as a leading, high quality, sophisticated contract research and testing organization. Over the years it has developed wide range of capabilities and offers high-value, advanced testing services to support product research and development. VIMTA believes it is amongst the leaders in the domestic market for GMP analytical services and GLP nonclinical services. The GMP, GLP and GCP compliant services have been successfully audited more than 100 times during the year by customers, regulatory agencies, accrediting and certifying bodies.

Similarly, in food testing business, VIMTA is recognized as the leader not only in its testing expertise, technologies, and quality, but also in its scale. VIMTA has the largest pan India network of full fledged laboratories positioning it to take more market share within the industry and continue to grow. It is counted as a center of excellence for the country by the government organizations as well.

In both food and above-mentioned product development services for biopharmaceutical companies, the broad spectrum of our services, cutting edge instrumentation and facilities with large footprint allows VIMTA to offer a comprehensive set of scientific laboratory services. Further, the scale of services enables us to continuously develop and refine our expertise and enhance our ability to bend the cost and time curve of services to our customers.

In Electronics and Electrical testing, VIMTA has invested over ₹ 300 million in capital expenditure to set up a state-of-the-art EMI/EMC testing facility which has capabilities to test electronics used for military/defense components as well. VIMTA believes that this capability is a differentiated offering to the industries in the domestic market. The safety and environment tests capabilities of Emtac Laboratories Pvt. Ltd., the WOS of VIMTA, complement well the EMI/EMC services. In future years the breadth of the menu offered by Emtac will be strengthened to widen the customer base, which will benefit VIMTA as well in expanding its reach in the market.

The environmental services comprise of again a diverse range of offerings. The experience of the company and its team in environmental services is second to none in the domestic market. Company has long-standing relationships with its customers as demonstrated by having provided services for decade or more to several of its top customers. These relationships tend to have larger and longer-term contracts, which provide stability and visibility to Company's revenues in environmental services.

VIMTA's clinical diagnostics laboratory services are spread across multiple cities including a central reference lab in Hyderabad. Company has a strong B2B reputation in the local markets. Despite the tough market conditions in diagnostics industry, company has been able to retain its customers owing to its reputation as a high quality service provider. Company will focus on B2B business to grow its reach in its local markets and in the future should be able to grow through professional partnerships with hospitals and other healthcare centers.

Across all its business units, the company believes that the technical and scientific expertise of its dedicated employees provides it with a competitive advantage. With a large pool of scientists holding advanced, masters or equivalent degrees, including PhDs, VIMTA has an edge due to the varied-scientific talent pool. The cross pollination of scientific domain expertise is leveraged often to create innovative as well as comprehensive solutions for customers across industries.

VIMTA has strategically developed and oriented its research and testing laboratory services towards the lucratively growing industries and their outsourcing needs, to position itself to win high value-add business. The service model is focused on providing to customers both stand-alone services as well as a mix of full-service contracts. VIMTA leverages its experience in managing laboratory operations for over 40 years, to create efficient processes delivering quality outputs that helps in maintaining long term stable customer relationships. Furthermore, company is focused on continuous operational improvements and prudent cost management. Company believes that its strong financial profile demonstrates the quality and efficiency of the business model and positions it for continued growth.

2.3 KEY FINANCIAL RATIOS

In accordance with SEBI (Listing Obligations and Disclosure Requirements), Regulations as amended in 2018, following are the details of key financial ratios and significant changes (changes of 25% or more as compared to the immediately previous financial year) in key sector specific financial ratio.



Ratio	Financial Year 2023-24	Financial Year 2022-23
Debtors Turnover Ratio (in days)	95.75	90.03
Inventory Turnover Ratio (in days)	27.13	22.94
Interest Coverage Ratio	28.92	50.38
Current Ratio	2.91	2.86
Debt Equity Ratio	0.06	0.05
Operating Profit Margin*	16.53%	20.18%
Net Profit Margin**	12.89%	15.14%
Price Earning Ratio	24.01	13.94
Return on Capital Employed	15.88%	21.95%

Brief reasons for significant change in the ratios when compared to previous year are as under:

Interest Coverage Ratio: Interest Coverage ratio fell with decrease in EBIT.

Price Earning Ratio: Price Earning ratio improved with increase in market price.

Return on Capital Employed: ROCE declined due to increase in total equity & decrease in EBIT.

***Operating Profit Margin:** Operating EBTDA to Revenue from Operations.

****Net Profit Margin:** Net Profit to Revenue from Operations.

2.4 MATERIAL DEVELOPMENTS IN HUMAN RESOURCES/ INDUSTRIAL RELATIONS, INCLUDING NUMBER OF PEOPLE EMPLOYED

The company's human resource strength stands at 1428 as on March 31, 2024. Company's focus is on increasing productivity of manpower and engaging them well for achieving greater connect to business goals and objectives. Company has increased reliance on technology to drive these initiatives.

2.5 INFRASTRUCTURE

Vimta is one of India's largest Contract Research & Testing Organisations, Headquartered in Hyderabad, Vimta on 31st March, 2024 has a network of 17 laboratories, including 01 Environment branch, 09 Clinical Diagnostics branches/satellite labs, 08 Food branch labs in India. The total built up area of the labs is ~ 4,00,000 sq.ft.

2.6 INVESTMENTS

VIMTA has consistently been committed to adding and improving its capabilities and service offerings. The broad range of industries that it serves and likewise its wide spectrum of services, are leveraged to stay resilient and pursue long term strategic objectives for growth. Company believes that the contract research and testing industry is constantly evolving, giving rise to newer opportunities. VIMTA is adept at evaluating opportunities in a disciplined

manner that is both capital intelligent and growth oriented.

Despite a flat performance in FY 2024, Company firmly believes that it is on a strong growth path and has made the right investments with a capex outgo to the tune of ₹ 771 Mns including infrastructure expansion at Vimta Life Sciences facility, Genome Valley, Hyderabad, India during the year. The significant investments are a strong reflection of the company's confidence on the market opportunities and its growth strategies.

2.7 RISKS & CONCERNS

Risks are inherent to any business. They are managed by the Company through a risk management process of risk identification and risk mitigation, through risk reduction strategies & plans and continuous monitoring of the effectiveness of the risk mitigation measures to control them.

The Risk Management Committee duly constituted by the Board has formulated a Risk Management Policy for dealing with different kinds of risks attributable to the operations of the Company. Risk Management Policy of the Company outlines different kinds of risks and risk mitigating measures and this is reviewed periodically by the Audit Committee and the Board. The Company has adequate internal control systems and procedures to combat risks.

Vimta continues to strive to stay ahead on the competition curve through creation of new service opportunities, operational excellence and uncompromising commitment to quality, regulatory compliance, and customer service. However, there may be certain risk factors that could adversely impact business.

Quality related risks: Poor performance in regulatory audits and accreditation body audits could adversely impact our business. Maintaining quality and compliance is part of every activity in the organization. The management leads the quality culture, understanding very well that this is critical for business success and survival. However, unforeseen poor or inadequate performance by employees could lead to regulatory risks. There are adequate built in controls and checks to mitigate this risk. Nevertheless, these risks cannot be ruled out.

IT related risks: Our ability to serve customers effectively depends on the reliability of our data & information management and communication systems. We leverage computerized technologies and IT tools to perform many business critical activities hence we depend on the efficient and uninterrupted operation of our data & information management and communication systems, including systems we use in the laboratory, data management systems, systems used to deliver services to our customers, and failures in, breach of, or unauthorized access to or use of these systems or data contained

therein may materially limit our operations and result in significant harm to our business. IT risk management is a part of our quality management system and thus the security and operation of our data management systems and communication systems, including data management systems and communication systems. Cyber-attacks could lead to disruption in operations. These are addressed through adequate back-up mechanisms and Disaster recovery process. A dedicated team is set up to constantly keep upgrading the IT Assets and implement the latest technologies to keep the environment safe and secure. Despite the extensive risk mitigation measures in place, the risk of disruption to our operations and business cannot be completely ruled out.

Service failure related risks: We are a scientific services organization and quality of service to the customers is critical for growth of our business. Quality of service is related to our ability to deliver reports and projects with scientifically reliable and accurate information; compliance to contractual requirements, regulations, standards, guidelines as applicable; and service customers with professional and ethical conduct. If we fail to perform our services per these expectations, we could lose confidence of our customers who may choose not to award further work to us or make claims against us for breach of our contractual obligations. Any such action could have a material adverse effect on our reputation, business, results of operations, financial condition and/or cash flows. Our mitigation strategy is directed towards continuously strengthening our capabilities and learning and implementing best practices. Further, stringent review systems and suitable preventive actions are in place.

Financial risks: Vimta makes continuous investments in capacity expansion, market reach and new business streams. These investments are based on good business judgement through market study, backed by strong planning and risk mitigation measures. However, time factors and market dynamics could delay results and/or create risks in obtaining returns on such investment. Other financial risks include bad debts from customers for various reasons; and liquidity risks as a result of any poor cash flows that could further lead to non-servicing of loans. Your company has dedicated groups for customer relations management and credit control. There are adequate checks to identify risky customer accounts and control business with them to minimize risks. Nevertheless, these risks cannot be completely ruled out.

Data risks: As a third-party provider of services, we often get into various service agreements, with customers including requirements on data confidentiality, data security and IP protection. Given the large scale of human resources involved in our organization, and the inherent vulnerability of IT solutions deployed, we may be at risk as a result of unintentional violations of customer contracts

and agreements, which could further lead to significant legal risks for the business. This is mitigated through strong physical security and electronic security systems; trainings to employees, business continuity processes such as electronic data disaster recovery systems; confidentiality oaths from employees; well-propagated whistle blower policies etc. Nevertheless, these risks cannot be completely ruled out.

Growth and personnel related risks: Growth if not managed well places a strain on human, operational and financial resources. To manage our growth, we must continue to attract and retain talented staff across the business operations. Management pays strong attention to continuously building and improving operating and administrative systems to enhance productivity of personnel and processes and also to have a stronger administrative control on the businesses spread at various locations across the country. Given the dependency of business on quality of personnel there are inherent risks associated with personnel's abilities and ethical conduct, which may impact adversely customer satisfaction. Thus, if we are unable to manage our growth effectively, we could lose business from our customers. Further, if we are unable to recruit, retain and motivate key personnel, our business could be adversely affected. Our success depends on the collective performance, contribution and expertise of our senior management team and other key personnel throughout our businesses, including qualified management, professional, operational, scientific, technical, and business development personnel. There is significant competition for qualified personnel in all the industries that we operate in, particularly personnel with significant experience and expertise. The loss of any key executive, or our inability to continue to recruit, retain and motivate key personnel in a timely fashion, may adversely impact our ability to compete effectively and grow our business and negatively affect our ability to meet our short and long-term business and financial goals. Company takes several steps to maintain a motivated and engaged team. Initiatives such as ESOPs to attract & retain talent, rewards and recognition programs, personnel competency enlargement programs etc., are among the many best practices followed by the company. Nevertheless, the risks related to growth and personnel cannot be completely ruled out.

Other risks: A few more such risks and concerns are, change in regulations and regulatory environment; downturn in economies that our business operates in; steep drop-in service prices from competition; increase in prices of input material; changes in laws such as tax laws etc. External risks also include foreign exchange risks; interest rate risks; risks from terrorism etc. Further there are also risks of critical equipment breakdowns, power breakouts, short supply of any input material or consumable, fire, and other natural



calamities. These are handled through a robust business continuity plan where adequate backups are created and tested from time to time for their effectiveness, nevertheless these risks cannot be completely ruled out.

It is possible that the above list of risks does not cover all risks exhaustively. However, being an experienced organization, the mitigation measures are in-built into the organization, its strategy and processes, which have so far helped the organization go through, and grow through, various phases of business and the market situations. It will be management's continuous endeavour to develop strategies that would help the organization de-risk its business & grow with opportunities.

The details of the unclaimed dividends and the due dates on which those are liable to be transferred to the Investor Education & Protection Fund are given below:

Year of Dividend – Final	No. of Shareholders who have not claimed	Unclaimed Amount (₹)	Date of Declaration	Date of transfer to unpaid account	Last date of transfer to IEPF
2016-17	Dividend Not Declared				
2017-18	619	3,43,280	25.08.2018	30.09.2018	29.09.2025
2018-19	500	3,16,536	27.07.2019	01.09.2019	31.08.2026
2019-20	Dividend Not Declared				
2020-21	2305	6,00,666	05.07.2021	10.08.2021	09.08.2028
2021-22	663	3,00,546	25.06.2022	31.07.2022	30.07.2029
2022-23	966	3,22,410	28.06.2023	03.08.2023	02.08.2030

5 TRANSFER TO RESERVES

No amount is either required or proposed to be transferred to reserves of the Company.

6 CORPORATE GOVERNANCE REPORT

In compliance with the provisions of SEBI (Listing Obligations and Disclosure Requirements) Regulations, 2015, a separate report on corporate governance along with a certificate from a practicing Company Secretary on its compliance, forms an integral part of this Board's Report.

7 ANNUAL RETURN

Pursuant to Section 92(3) of the Companies Act, 2013 and Rule 12(1) of the Companies (Management and Administration) Rules, 2014, (as amended), a copy of the Annual Return of the Company will be uploaded on the website of the Company, which can be accessed at <https://vimta.com/wp-content/uploads/MGT-7.pdf>.

8 CORPORATE SOCIAL RESPONSIBILITY

During the year under review, the Company has spent a total sum of ₹ 1,00,78,201/- on CSR activities as approved by the CSR Committee. Disclosures as per Rule 8 of Companies (Corporate Social Responsibility Policy) Rules,

3 DIVIDEND

Your Directors have recommended a dividend of ₹ 2/- per equity share of ₹ 2/- each, for 2023-24 fiscal, Subject to approval of members.

4 TRANSFER OF UNCLAIMED DIVIDEND TO INVESTOR EDUCATION & PROTECTION FUND (IEPF)

Members may please note that as per the provisions of Sections 124 & 125 of the Companies Act, 2013, read with Investor Education and Protection Fund Authority (Accounting, Audit, Transfer and Refund) Rules, 2016, dividends that remain unclaimed for a period of seven years from the date of transfer to the Unpaid Dividend Account shall be transferred to the Investor Education & Protection Fund.

2014 is enclosed as **Annexure I** to this report.

9 MEETINGS OF THE BOARD

During the year under review, six Meetings of the Board were convened and held, the details of which are given in the Corporate Governance Report, which forms part of this report. The intervening gap between the Meetings was within the limits prescribed under the Companies Act, 2013.

10 SHARE CAPITAL

As at the end of the year, following is the status on share capital:

1. Authorised share capital: ₹ 70,000,000 (Rupees Seventy million) divided into 35,000,000 equity share of ₹ 2/- each.
2. Paid up capital: ₹ 44,341,166 (Rupees forty-four million, three hundred and forty one thousand, and one hundred and sixty-six) divided into 2,21,70,583 (Two Crore twenty one lacs seventy thousand five hundred and eighty three) equity shares of ₹ 2/- each
3. ESOPs allotted: 41,594 equity shares of ₹ 2/- each to the Employees upon exercise of Employee Stock Options under "Vimta Labs Employee Stock Option

Plan 2021". Disclosure under Section 67(3)(c) of the Act in respect of voting rights not exercised directly by the employees of the Company is not applicable.

11 ISSUE OF SHARES

During the year under review, the Company has not:

Issued any shares with differential voting rights pursuant to provisions of Rule 4 of the Companies (Share Capital and Debenture) Rules, 2014.

Issued any sweat equity shares to any of its employees, pursuant to the provisions of Rule 8 of the Companies (Share Capital and Debenture) Rules, 2014.

12 FINANCING THE PURCHASE OF SHARES OF THE COMPANY

During the year under review, the company has not given, either directly or indirectly, nor by means of a loan, guarantee, the provision of security or otherwise, financial assistance for the purpose of, or in connection with, a purchase or subscription made or to be made, by any person of or for any shares in the company in violation of the provisions of Section 67 of the Companies Act, 2013.

13 EMPLOYEE STOCK OPTION PLAN

The members of the Company at their 31st Annual General Meeting held on 5th July 2021, had granted approval for "Vimta Labs Employee Stock Option Plan 2021" and grant of stock options to the Eligible Employees of the Company under the scheme. The Company has obtained In-principle approval from Stock Exchanges for Vimta Labs Employee Stock Option Plan 2021 for issue of 663,234 Options. Out of which Nomination and Remuneration Committee at its meeting granted Options at various stages as mentioned below:

S. No.	Tranche No.	No. of Options Granted	Grant Date
1	I	507,769	19 th September 2021
2	II	17,961	11 th May 2022
3	III	35,702	26 th October 2022
4	IV	11,872	30 th October 2023

Further, during the year under review, the company allotted 41,594 equity shares of ₹ 2/- each to the Employees upon exercise of Employee Stock Options under "Vimta Labs Employee Stock Option Plan 2021."

The details of "Vimta Labs Employee Stock Option Plan 2021" form part of the Notes to Accounts of the Financial Statements in this Annual Report.

The disclosures pursuant to Regulation 14 of the Securities and Exchange Board of India (Share Based Employee Benefits) Regulations, 2014 can be accessed at <https://vimta.com/wp-content/uploads/Disclosures-pursuant-to-Regulation-14-of-the-Securities-and-Exchange->

[Board-of-India-Share-Based-Employee-Benefits-Regulations-2014-1.pdf](#) and the same are enclosed as

Annexure II to this report together with a certificate obtained from the Secretarial Auditors confirming compliance with the Companies Act, 2013 and the SEBI (SBEB) Regulations, which is enclosed as **Annexure III** to this report.

14 CHANGE IN NATURE OF BUSINESS

There has been no change in the nature of business of the Company during the year under review.

15 PARTICULARS OF DEPOSITS

During the year under review, the company has not accepted any deposit pursuant to the provisions of Sections 73 and 76 of the Companies Act, 2013 read with the Companies (Acceptance of Deposits) Rules, 2014. Thus, there is no non-compliance with the requirements of Chapter V of the Companies Act.

16 SUBSIDIARIES

EMTAC laboratories Private Limited, established in 2014, became a wholly owned subsidiary (WOS) of Vimta Labs Ltd in March 2020. Its principal business is testing and certification. It provides safety/performance testing services for electrical, electronic, and mechanical products and is also a physical security product, (bank safes/lockers, ATMs, home use lockers, fire wall doors etc.) certification company.

Emtac is located in Hyderabad, India. Its laboratory division is accredited to ISO 17025 by National Accreditation Board for Testing and Calibration Laboratories (NABL) and the certification division is accredited to ISO 17065 by NABCB (National Accreditation Board for Certification Bodies). It is also a Bureau of Indian Standards (BIS) approved and Telecommunication Engineering Center (TEC) designated laboratory.

Emtac is India's First Laboratory to be awarded NABL accreditation for Physical Security Products and also the first Laboratory in Telangana state to be accredited by NABL for safety testing of IT Products (viz., mobile phones, CCTV cameras, laptop components, cash registers, set top boxes, adapters etc.), UPS, LED lights, Electric Fans, Power banks, etc. It is one of the very few labs recognized by BIS for testing of table fans. It has a very strong technical team, which has made India's first ATM testing standard.

Emtac was strategically acquired by Vimta to complement its entry into electronic and electrical testing space. While Vimta offers EMI/EMC testing for consumer durables, defence, avionics, automotive, IT, wireless, telecom, medical and other industrial equipment and components, Emtac complements with safety and Environmental testing along with certification services to offer comprehensively packaged testing and certification services.



Emtac recorded revenues with a growth of 73% in the financial year 2023-24 at ₹ 100.98 million. Profit before tax for the financial year 2023-24 stands at ₹ 29.44 million compared to ₹ 11.64 million in the previous year.

The statement containing the salient features of the financial statements of the wholly owned subsidiary as per sub-section (3) of Section 129 of the Companies Act, 2013 in Form AOC-1 is annexed as **Annexure IV** to this report.

During the year, no other company has become or ceased to be a subsidiary or joint venture or associate company of this company.

AMALGAMATION OF EMTAC LABORATORIES PVT LTD INTO AND WITH ITS PARENT COMPANY VIMTA LABS LTD.

Company is working on merging its subsidiary, EMTAC Laboratories Pvt. Ltd. This merger, currently undergoing judicial and regulatory review, is expected to be completed by the end of this financial year 2024-25.

The merger aims to consolidate the Company's market presence and is expected to enhance operational efficiency, sharpen strategic focus, and improve agility with the support of the Company's leadership. Additionally, it will better facilitate resource utilization, leading to reduced overhead and corporate costs.

Holding Subsidiary, Vimta is also engaged in the business of testing Electromagnetic interference (EMI)/ Electromagnetic compatibility (EMC) and requires no changes to be made to Company's organizational and operating structure and moreover enhances business efficiency, strengthens competitive power, enhances customer base, achieves economies of scale thereby lowering the cost of financing and increasing corporate value. Board considered the proposal of amalgamation at its meeting held on 30th March 2024, and approved the Scheme of Amalgamation of Emtac Laboratories Private Limited ("Transferor Company") with Vimta Labs Limited ("Transferee Company") under the provisions of Sections 230 to 232 of the Companies Act, 2013. The Scheme is under process and subject to necessary statutory and regulatory approvals under the applicable laws, including approval of the jurisdictional National Company Law Tribunal.

17. PARTICULARS OF LOANS AND GUARANTEE GIVEN, SECURITY PROVIDED AND INVESTMENT MADE

As required under Section 186(4) of the Act, your Directors report includes Particulars of Loans, Guarantee given and security provided and investment made details, are shown in **Annexure V** and Notes to the Financial Statements (Refer Note 42 of Standalone Financial Statements).

18. PARTICULARS OF EMPLOYEES AND RELATED DISCLOSURES

Disclosures pertaining to remuneration and other details as required under Section 197(12) of the Companies Act,

2013 read with Rule 5(1) of the Companies (Appointment and Remuneration of Managerial Personnel) Rules, 2014 are provided in **Annexure VI** to this Report.

If any Member is interested in obtaining information pursuant to Rule 5 (2) of the Companies (Appointment and Remuneration of Managerial Personnel) Rules, 2014, such Member may write to the Company Secretary at the Registered Office in this regard.

19 AUDITORS

19.1 Independent Auditor's Report

During the year under review, the Company's auditors have not made any qualification, reservation or adverse remark or disclaimer in their Report on the financial statements of the Company and there were no instances of frauds reported by the auditors under section 143(12) of the Companies Act, 2013.

19.2 Statutory Auditors

Pursuant to the provisions of sections 139,142 and other applicable provisions of the Act read with the rules made thereunder, M/s Gattamaneni & Co., Chartered Accountants (Firm Reg. No. 009303S) were appointed Statutory Auditors of the Company for a term of five consecutive years from the conclusion of the 32nd Annual General Meeting (AGM) held on 25th June 2022 on a remuneration mutually agreed by the Board of Directors and the Auditors. They hold office until the conclusion of the 37th Annual General Meeting to be held in the calendar year 2027. The auditors have confirmed that they hold valid certificate issued by the Peer Review Board of the Institute of Chartered Accountants of India and are eligible to continue to hold the office for rest of their tenure.

19.3 Internal Auditors

Pursuant to the provisions of section 138 of the Act and based on the recommendations of Audit Committee, the Board of Directors at their meeting held on 18th May 2024, have reappointed M/s Chaitanya V & Associates, Chartered Accountants as Internal Auditors of the Company for the financial year 2024-2025. M/s Chaitanya V & Associates, Chartered Accountants, have confirmed their willingness to be reappointed as the Internal Auditors of the Company. Further, the Audit Committee in consultation with Internal Auditors, formulated the scope, functioning periodicity and methodology for conducting the Internal Audit.

19.4 Cost Auditors

Pursuant to the provisions of section 148 of the Act read with the Companies (Audit and Auditors) Rules 2014, and based on the recommendations of Audit Committee, Board of Directors at their meeting held on 18th May 2024 reappointed M/s Lavanya & Associates Cost Accountants (Firm Registration No. 101257) as Cost Auditors of the Company for the financial year 2024-2025. A resolution

seeking ratification of remuneration payable to the Cost Auditors to conduct cost audit for the financial year 2024-25 has been included in the notice convening 34th AGM of the Company. The necessary consent letter and certificate of eligibility was received from the cost auditors confirming their eligibility to be re-appointed as the Cost Auditors of the Company.

19.5 Maintenance of cost records

The Company has made and maintained the cost records as specified by the Central Government under sub-section (1) of section 148 of the Companies Act, 2013.

19.6 Secretarial Auditors

Pursuant to the provisions of section 204 of the Act, read with the Companies (Appointment and Remuneration of Managerial Personnel) Rules, 2014, and based on the recommendations of the Audit Committee, the Board of Directors at their meeting held on 18th May 2024 reappointed M/s D Hanumanta Raju & Co., Practicing Company Secretaries as Secretarial Auditors for the financial year 2024-2025. The consent letter and certificate of eligibility was received from M/s D Hanumanta Raju & Co., confirming their eligibility for the appointment.

The Secretarial Audit Report for the financial year 2023-24 in the prescribed form MR-3 is enclosed with this Report as **Annexure VII**.

19.7 Annual Secretarial Compliance Report

Secretarial Compliance Report for the financial year ended March 31, 2024, on compliance of all applicable SEBI Regulations and circulars/ guidelines issued thereunder, was obtained from M/s D Hanumanta Raju & Co., Practicing Company Secretaries and submitted to both the stock exchanges.

20 AUDIT COMMITTEE

The Board has constituted the Audit Committee as per the provisions of Section 177 of the Companies Act, 2013 and SEBI (Listing Obligations and Disclosure Requirements) Regulations, 2015. The composition, attendance, powers and role of the Audit Committee are included in Corporate Governance Report. All the recommendations made by the Audit Committee were accepted by the Board of Directors.

21 COMPLIANCE WITH SECRETARIAL STANDARDS ON BOARD MEETINGS AND ANNUAL GENERAL MEETINGS

During the year under review, the Company has complied with the Secretarial Standards issued by the Institute of Company Secretaries of India as applicable to Board Meetings and Annual General Meetings.

22 POSTAL BALLOT

During the year under review, postal ballot notice dated 31st January 2024 was sent to the shareholders as per

the provisions of Section 110 of the Companies Act, 2013 read with Rule 22 the Companies (Management and Administration Rules), 2014, seeking shareholders' approval for Re-appointment of Mr. Purnachandra Rao Gutta, Independent Director and Mr. Sanjay Dave, Independent Director of the Company and Re-appointment of Ms. Harita Vasireddi, Managing Director, Mr. Harriman Vungal, Executive Director – Operations and Mr. Satya Sreenivas Neerukonda as Executive Director of the Company. The shareholders through E-Voting have approved the resolutions with requisite majority. The postal ballot results were passed on 26th March 2024.

23 DIRECTORS' RESPONSIBILITY STATEMENT

Pursuant to the provisions of section 134(5) of the Act, based on the representations received from the Operating Management, the Board of Directors, to the best of their knowledge and belief state that:

- i. In the preparation of the annual accounts, the applicable accounting standards have been followed, along with proper explanation relating to material departures, if any;
- ii. They had selected such accounting policies as mentioned in the notes to the financial statements and applied them consistently and made judgments and estimates that are reasonable and prudent so as to give a true and fair view of the state of affairs of the company as at 31st March 2024 and of the profit and loss of the Company for the year ended on that date;
- iii. They had taken proper and sufficient care for the maintenance of adequate accounting records in accordance with the provisions of the Companies Act for safeguarding the assets of the company and for preventing and detecting fraud and other irregularities;
- iv. They had prepared the annual accounts on a going concern basis;
- v. They had laid down proper internal financial controls to be followed by the Company and that such internal financial controls were adequate and were operating effectively; and
- vi. They had devised proper systems to ensure compliance with the provisions of all applicable laws and that such systems were adequate and operating effectively.

24 DIRECTORS AND KEY MANAGERIAL PERSONNEL

The Board of Directors of the Company has an optimum combination of Executive, Non-Executive and Independent Directors.

24.1 Directors retiring by rotation

Dr S P Vasireddi (DIN: 00242288), Executive Chairman, retires by rotation and being eligible, offered himself for

re-appointment. The proposal for the re-appointment of Dr S P Vasireddi is being placed at the AGM along with the necessary details.

24.2 Changes in Directorship/Committee Position

During the year under review, Dr. S P Vasireddi, was appointed Executive Chairman of the Company with effect from 1st July 2023 to 30th June 2026. The said appointment was approved the at 33rd Annual General Meeting held on 28th June 2023.

Apart from the above, there was no change in the designation/ terms of Directorship.

Currently, the Board has four committees: The Audit Committee, Nomination and Remuneration Committee, Stakeholders' Relationship Committee and Corporate Social Responsibility Committee. The composition of the committees is given below.

Audit Committee	Position
Mr. G Purnachandra Rao	Chairperson
Ms. Y Prameela Rani	Member
Mr. Sanjay Dave	Member

Nomination and Remuneration Committee	Position
Mr. Sanjay Dave	Chairperson
Mr. G Purnachandra Rao	Member
Ms. Y Prameela Rani	Member

Stakeholders Relationship Committee	Position
Ms. Y Prameela Rani	Chairperson
Mr. G Purnachandra Rao	Member
Mr. Sanjay Dave	Member

Corporate Social Responsibility Committee	Position
Ms. Harita Vasireddi	Chairperson
Mr. Harriman Vungal	Member
Mr. Sanjay Dave	Member

24.3 Disclosure by Directors

None of the Directors of the Company are disqualified as per the provisions of Section 164(2) of the Companies Act, 2013. Directors have made necessary disclosures to this effect as required under the Companies Act, 2013. Further, the Company has obtained Certificate pursuant to Regulation 34(3) and Schedule of the SEBI (Listing Obligations and Disclosure Requirements) Regulations, 2015 from M/s D Hanumanta Raju & Co., Practicing Company Secretaries, Secretarial Auditors and attached the same to this report.

24.4 Appointment/ Re-appointment

- Mr. Purnachandra Rao Gutta (DIN: 00876934) was reappointed as an independent director, not liable to retire by rotation, for the second and final term of five years commencing from 11th May 2024 to 10th May 2029;
- Mr. Sanjay Dave (DIN: 08450232) was reappointed as an independent director, not liable to retire by rotation, for the second and final term of five years commencing from 11th May 2024 to 10th May 2029;
- Ms. Harita Vasireddi (DIN 00242512), was reappointed as Managing Director, not liable to retire by rotation, for a period of five years from 14th July 2024 to 13th July 2029;
- Mr. Harriman Vungal (DIN 00242621), was reappointed as an Executive Director – Operations, liable to retire by rotation, for a period of three years from 14th July, 2024 to 13th July, 2027; and
- Mr. Satya Sreenivas Neerukonda (DIN 00269814) was reappointed as an Executive Director, liable to retire by rotation, for a period of five years from 14th July, 2024 to 13th July, 2029.

The approval of members through special resolutions was taken by means of Postal Ballot, through Electronic Voting (e-voting) for the above reappointments. The resolutions were approved by requisite majority on 26th March 2024.

24.5 Changes in the Key Managerial Personnel

Dr. S P Vasireddi, Executive Chairman, Ms. Harita Vasireddi, Managing Director, Mr. Harriman Vungal, Executive Director – Operations, Mr. Satya Sreenivas Neerukonda, Executive Director, Mr. D.R. Narahai Naidu, Chief Financial Officer and Ms. Sujani Vasireddi, Company Secretary are Key Managerial Personnel of the Company within the meaning of Section(s) 2(51), and 203 of the Companies Act, 2013 read with the Companies (Appointment and Remuneration of Managerial Personnel) Rules, 2014. Dr. S P Vasireddi has been appointed Executive Chairman w.e.f. 01st July 2023. Apart from the said appointment and reappointment of others of other whole time directors there has been no change in the Key Managerial Personnel during the financial year under review.

24.6 Declaration by Independent Directors

As per the requirements of section 149(7) of the Act, all the Independent Directors of the Company have submitted their respective declaration that they fulfil the criteria of independence under Section 149 of the Act, read with Regulation 25 of the SEBI (Listing Obligations and Disclosure Requirements) Regulations, 2015.

24.7 During the year under review, no new Independent Director was appointed.

25 POLICY ON DIRECTORS' APPOINTMENT AND REMUNERATION

Based on the recommendation of Nomination & Remuneration Committee, the Board of Directors approved and adopted a Policy for selection, appointment and remuneration of Directors, Key Managerial Personnel and other employees of the Company as required under Section 178(3) of the Act.

The Nomination and Remuneration Policy and Board Diversity Policy is set out as **Annexure VIII**, and the same can be accessed at <https://vimta.com/wp-content/uploads/Nomination-Remuneration-Policy.pdf> <https://vimta.com/wp-content/uploads/Board-Diversity-Policy.pdf>

26 HUMAN RESOURCES

Our success depends on the collective performance, contribution and expertise of our senior management team and several key personnel throughout our organization, including scientific, technical, administrative, and other business enabling functions such as business development. With close to 1400 employee strength, the company leverages the diverse and abundant skills and domain expertise to build a scientifically strong and quality driven organization. Vimta believes that its Human Resources is the key to achieve business growth. Thus, to ensure employee satisfaction, the Company offers a safe, conducive, and productive environment. Endeavours are continuous to attract new talent and ensure the retention of existing employees. To establish a strong, connect with employees, several employee engagement activities are undertaken. Training and skill development programs are offered continuously delivered to promote a learning culture. Special skill development and training programs are conducted for identified talent pool. Keeping pace with technological advancements, HR processes are continued to be digitalised with substantial investments. The employees are sufficiently empowered, and company believes that such work environment propels the team to achieve higher levels of performance. The unflinching commitment of its employees is the driving force behind the Company's profitable growth. Company appreciates the spirit and the contributions of its dedicated employees.

27 PARTICULARS OF CONTRACTS OR ARRANGEMENTS WITH RELATED PARTIES

All the contracts/ arrangements/ transactions entered by the Company during the year under review with related parties were in the ordinary course of business and at arm's length basis. The particulars of such contracts or arrangements with related parties, pursuant to the provisions of section 134(3)(h) and Rule 8 of the Companies (Accounts) Rules, 2014, in the prescribed form AOC-2, is enclosed as **Annexure IX** to this report.

The policy on materiality of related party transactions and the dealings is uploaded on the website of the Company,

which can be accessed at <https://vimta.com/wp-content/uploads/Related-Party-Transaction-Policy.pdf>

All the related party transactions are placed before the Audit Committee and also before the Board for their respective approval. Omnibus approval of the Audit Committee is obtained as per SEBI (Listing Obligations and Disclosure Requirements) Regulations, 2015 for the transactions which can be foreseen and are repetitive in nature. The Company has a Policy on Related Party Transactions including the latest amendments thereof for the purpose of identification and monitoring of such transactions.

28 CONSERVATION OF ENERGY, TECHNOLOGY ABSORPTION AND FOREIGN EXCHANGE EARNINGS AND OUTGO

The information on conservation of energy, technology absorption and foreign exchange earnings and outgo as required under Section 134(3)(m) of the Companies Act, 2013 read with Rule 8 of The Companies (Accounts) Rules, 2014, is enclosed as **Annexure X** to this report.

29 RISK MANAGEMENT POLICY

Your Company continues implementation of effective Risk Management policy. The management and the Board oversees the implementation of risk management policy including identification, impact assessment and mitigation plans. The details of risks perceived by the Management are reported in the Management Discussion and Analysis Report.

30 ANNUAL EVALUATION OF BOARD PERFORMANCE AND PERFORMANCE OF ITS COMMITTEES AND OF DIRECTORS

Pursuant to the provisions of the Companies Act, 2013 and Regulation 25 of SEBI (Listing Obligations and Disclosure Requirements) Regulations, 2015, the Board has carried out the annual performance evaluation of itself, that of its committees and individual directors.

A structured evaluation was performed, covering various aspects of the Board's functioning such as adequacy of the composition of the Board and its Committees, Board culture, execution and performance of specific duties, obligations and governance aspects.

The performance evaluation of the Independent Directors was carried out by the entire Board. The performance evaluation of the Chairman and the Non-Independent Directors was carried out by the Independent Directors who also reviewed the performance of the Secretarial Department. All the evaluations had satisfactory outcomes.

31 CODE OF CONDUCT FOR BOARD OF DIRECTORS AND SENIOR MANAGEMENT PERSONNEL

The Company has a comprehensive Code of Conduct (the Code) in place, pursuant to Regulation 17(5) of Listing Regulations, applicable to all the senior management



personnel and Directors including Independent Directors to such extent as may be applicable to them depending on their roles and responsibilities. The Code covers duties of Independent Directors and also gives guidance needed for ethical conduct of business and compliance of law. Further, a policy on obligation of Directors and senior management personnel for disclosure of committee positions and commercial transitions pursuant to Regulation 26(2) (5) and (6) of Listing Regulation is in place. All the Directors and senior management confirmed the compliance to the Code of Conduct. Declaration on compliance with Code of Conduct is annexed as **Annexure XI** to the Corporate Governance Report.

32 PREVENTION OF INSIDER TRADING

Pursuant to SEBI (Prohibition of Insider Trading) (Amendment) Regulations, 2018, the Company has adopted and complied to the Code of Internal Procedures and Conduct for regulating, monitoring and reporting of trading by designated persons and their immediate relatives along with Code of Fair Disclosures.

33 PREVENTION, PROHIBITION AND REDRESSAL OF SEXUAL HARASSMENT OF WOMEN AT WORKPLACE

The Company has complied with provisions relating to the constitution of Internal Complaints Committee under the Sexual Harassment of women at Workplace (Prevention, Prohibition and Redressal) Act, 2013. The company formed a committee to attend to the complaints under the above Act. During the financial year ended 31st March 2024, the Company has not received any complaint from any woman employee pertaining to any sexual harassment.

34 VIGIL MECHANISM/ WHISTLE BLOWER POLICY

The Company has a Whistle Blower Policy in place, framed to deal with instances of fraud and mismanagement, if any in the Company. The Policy provides for adequate safeguards against victimization of employees who avail the mechanism and also provides for direct access to the Chairman of the Audit Committee. The details of the Policy are explained in the Corporate Governance Report and also posted on the website of the Company, which can be accessed at <https://vimta.com/wp-content/uploads/Whistle-Blower-Policy.pdf>

35 INTERNAL CONTROL SYSTEMS AND THEIR ADEQUACY

A robust internal control mechanism is a prerequisite to ensure that an organisation functions ethically, complies with all legal and regulatory requirements and observes the generally accepted principles of good governance.

Your Company has adequate internal control systems for business processes, efficiency in its operations, and compliance with all the applicable laws and regulations. Regular internal checks and audits ensure that the responsibilities are being effectively executed. In-depth

review of internal controls, accounting procedures and policies of Company is conducted. Your Company has adopted adequate internal controls and audit system commensurate with its size and nature of business. Internal financial control with reference to financial statement is adhered.

Internal audit is carried on a quarterly basis. The internal auditors report directly to the Audit Committee of the Board, which ensures process independence. The Audit Committee reviews the adequacy and efficacy of the internal controls, as well as the effectiveness of the risk management process across the Company. After reviewing the findings and suggestions, the Audit Committee directs the respective departments through Board to implement the same.

36 CASH FLOW STATEMENT

In due compliance of the listing agreement and in accordance with the requirements prescribed by SEBI, the cash flow statement is prepared and appended to this Annual Report.

37 ADEQUACY OF INTERNAL FINANCIAL CONTROLS WITH REFERENCE TO THE FINANCIAL STATEMENTS

The company has adequate internal financial controls in place with reference to the financial statements and the same were operating effectively.

Based on the framework of internal financial controls and compliance systems established and maintained by the Company, the work performed by the Internal, Statutory and Secretarial Auditors and the reviews performed by the Management and the relevant Board Committees, including the Audit Committee, the Board believes that the Company's internal financial controls with reference to the financial statements were adequate and effective during the year ended 31st March 2024.

38 PROCEEDINGS UNDER THE INSOLVENCY & BANKRUPTCY CODE, 2016 (31 OF 2016)

During the year, the company has not made any applications under the Insolvency and Bankruptcy Code, 2016, nor any proceeding is pending under the said code.

39 BORROWINGS

During the year under review, the company has not approached its Bankers/Financial Institutions for one time settlement in respect of its borrowings. Accordingly, no valuation was done during the year under review.

40 SCHEME OF AMALGAMATION

During the year under review, Emtac Laboratories Private Limited (the Amalgamating / Transferor Company) and Vimta Labs Limited (the Amalgamated/Transferee Company) entered into a Scheme of Amalgamation whereby the Transferor Company shall be amalgamated with Transferee

Company, effective 01.04.2024, being the Appointed Date. Considering various advantages that would endure upon the proposed amalgamation, such as dedicated focus on the respective business, administrative convenience and efficient utilization of resources, the Board of Directors of both the said Companies, in their respective Meetings, have approved the amalgamation Scheme for the amalgamation.

Both the said Companies are in the process of obtaining NOC from the respective secured creditors and unsecured creditors and also necessary statutory and regulatory approvals under the applicable laws, including approval of the jurisdictional National Company Law Tribunal.

41 MATERIAL CHANGES

No material changes have occurred subsequent to the end of the financial year of the Company to which the financial statements relate and till the date of the report, that have an impact on the financial position of the Company.

42 PARTICULARS OF SIGNIFICANT/MATERIAL ORDERS PASSED, IF ANY

During the year under review, there were no significant and material orders passed by any Regulator or Court or Tribunals which would impact the going concern status of the Company's operations in future.

43 GREEN INITIATIVE IN CORPORATE GOVERNANCE

The Ministry of Corporate Affairs (MCA) has taken a green initiative in Corporate Governance by allowing paperless compliances by the Companies and permitted the service of Annual Reports and documents to the shareholders through electronic mode subject to certain conditions. Members who have not yet registered their email addresses are requested to register the same with their Depositories in case the shares are held by them in electronic form, and with Company's Registrars and Transfer Agents, CIL Securities Limited, in case the shares are held by them in physical form.

44 ACKNOWLEDGEMENTS

The Directors record their deep appreciation for the contributions made by the employees at all levels, for their sincerity, hard work, solidarity, and dedicated support to the Company during the year. The Directors also wish to place on record their gratitude to shareholders, customers, vendors, consultants, central and state government departments, bankers, and all other stakeholders for their continued support to the Company.

Date: 18th May 2024
Place: Hyderabad

For and on behalf of the Board,
Dr. Sivalinga Prasad Vasireddi
Executive Chairman
(DIN: 00242288)



Annexure - I

Report on Corporate Social Responsibility as per Rule 8 of Companies (Corporate Social Responsibility Policy) Rules, 2014

1) Brief outline on CSR Policy of the Company:

Vimta believes that CSR plays an important role in an organization's existence and sustained growth. In line with this, Vimta would be carrying out CSR activities to build a better, sustainable way of life for the weaker sections of society. CSR programmes, projects and activities are independent from the normal business activities of Vimta. The core areas of Vimta's CSR activities are:

- Health care including preventive health care to the economically weaker sections and differently abled people of weaker sections.
- Supporting Eradication of extreme hunger and poverty.
- Promotion of education.
- Combating human immuno-deficiency virus, acquired immuno-deficiency syndrome, malaria and other diseases.
- Environmental sustainability.
- Social business projects.
- Providing midday meals to the children at government schools.
- Providing drinking water to weaker sections and to the children at government schools.
- Providing/developing necessary infrastructure at government schools including providing of books, dress material, etc.
- Contribution to the Prime Minister's National Relief Fund or any other fund set up by the Central Government or the State Governments for social economic development and relief and funds for the welfare of the Scheduled Castes, the Scheduled Tribes, other backward classes minorities and women.

2) Composition and Meetings of CSR Committee:

Sl. No.	Name of Director	Designation/Nature of Directorship	Number of meetings of CSR Committee held during the year	Number of meetings of CSR Committee attended during the year
1	Ms. Harita Vasireddi	Chairperson/ Managing Director	2	2
2	Mr. Harriman Vungal	Member/ Executive Director – Operations		
3	Mr. Sanjay Dave	Member/Non-Executive Independent Director		

3) Composition of CSR Committee, CSR Policy and CSR Projects approved by the board are disclosed on the website of the company <https://vimta.com/corporate-social-responsibility-2/>

4) Impact Assessment of CSR Projects carried out in pursuance of sub-rule (3) of rule 8. NOT APPLICABLE

5) (a) Average net profit of the company as per sub-section (5) of section 135.

(In millions)

Particulars	For the Financial year ended 31 st March		
	2023	2022	2021
Net Profit	660.84	561.09	289.80
Average Net profit for the preceding three financial years	503.91		

(b) Two percent of average net profit of the company as per sub-section (5) of section 135 - ₹ **1,00,78,201/-**

(c) Surplus arising out of the CSR projects or programmes or activities of the previous financial years. - Nil

(d) Amount required to be set off for the financial year, if any. - Nil

(e) Total CSR obligation for the financial year [(b)+(c)-(d)]. - ₹ **1,00,78,201/-**

Annexure - I contd.,

6) (a) Amount spent on CSR Projects (both Ongoing Project and other than Ongoing Project).

Sl. No.	Item from the list of activities in schedule VII to the Act	Local area (Yes/No)	Location of the project		Amount spent for the project (in ₹)	Mode of implementation - Direct (Yes/No)	Mode of implementation - Through implementing agency	
			State	District			Name	CSR registration number
1	Promoting health care including preventive health care.	Yes	Telangana	Hyderabad	38,78,201/-	No	Narsingh Swain Memorial Trust	CSR00006138
2	Promoting education, including special education and employment enhancing vocation skills especially among children, women, elderly and the differently abled and livelihood enhancement projects	Yes	Telangana	Hyderabad	20,00,000/-	No	Sri Saraswathi Vidya Peetham	CSR00004233
3	Eradicating hunger, poverty and malnutrition	Yes	Telangana	Hyderabad	15,00,000/-	No	The Akshaya Patra Foundation	CSR00000286
4	Promoting education, including special education and employment enhancing vocation skills especially among children, women, elderly and the differently abled and livelihood enhancement projects	Yes	Andhra Pradesh	Chittoor	4,00,000/-	No	Venkata Subbareddy Memorial Foundation	CSR00024413
5	Promoting education, including special education and employment enhancing vocation skills especially among children, women, elderly and the differently abled and livelihood enhancement projects	Yes	Telangana	Hyderabad	2,00,000/-	No	Deaf Enabled Foundation	CSR00003268
6	Eradicating hunger, poverty and malnutrition	Yes	Andhra Pradesh	Guntur	5,00,000/-	No	Amma Charitable Trust	CSR00019256
7	Ensuring environmental sustainability, ecological balance, protection of flora and fauna, animal welfare, agroforestry, conservation of natural resources and maintaining quality of soil, air and water	Yes	New Delhi	Delhi	2,00,000/-	No	People For Animals	CSR00001927
8	Ensuring environmental sustainability, ecological balance, protection of flora and fauna, animal welfare, agroforestry, conservation of natural resources and maintaining quality of soil, air and water	Yes	New Delhi	Delhi	2,00,000/-	No	Ahimsa Trust	CSR00003454

Sl. No.	Item from the list of activities in schedule VII to the Act	Local area (Yes/No)	Location of the project		Amount spent for the project (in ₹)	Mode of implementation - Direct (Yes/No)	Mode of implementation - Through implementing agency	
			State	District			Name	CSR registration number
9	Promoting education, including special education and employment enhancing vocation skills especially among children, women, elderly and the differently abled and livelihood enhancement projects	Yes	Andhra Pradesh	Bhimavaram	3,00,000/-	No	Wisdom Educational Trust	CSR00072790
10	Promoting education, including special education and employment enhancing vocation skills especially among children, women, elderly and the differently abled and livelihood enhancement projects	Yes	Telangana	Hyderabad	3,00,000/-	No	Sai Sudhir Educational Society	CSR00065471
11	Promoting education, including special education and employment enhancing vocation skills especially among children, women, elderly and the differently abled and livelihood enhancement projects	Yes	Maharashtra	Mumbai	3,00,000/-	No	Vedanta Cultural Foundation	CSR00004887
12	Promoting education, including special education and employment enhancing vocation skills especially among children, women, elderly and the differently abled and livelihood enhancement projects	Yes	Telangana	Hyderabad	3,00,000/-	No	Paravasthu Creative Foundation	CSR00067654

(b) Amount spent in Administrative Overheads: Nil

(c) Amount spent on Impact Assessment, if applicable: Nil

(d) Total amount spent for the Financial Year: ₹ 1,00,78,201/-

(e) CSR amount spent or unspent for the Financial year:

Total Amount Spent for the Financial Year (in ₹)	Amount Unspent (in ₹)			
	Total Amount transferred to Unspent CSR Account as per sub section (6) of section 135.		Amount transferred to any fund specified under Schedule VII as per second proviso to sub section (5) section 135.	
	Amount	Date of transfer	Name of the Fund	Amount
1,00,78,201/-	Nil	NA	NA	Nil
				Date of transfer
				NA
				NA



Annexure -I contd.,

(f) Excess amount for set-off, if any: Nil

Sl. No.	Particular	Amount (in ₹)
(i)	Two percent of average net profit of the company as per sub-section (5) of section 135	1,00,78,201/-
(ii)	Total amount spent for the Financial Year	1,00,78,201/-
(iii)	Excess amount spent for the financial year [(ii)-(i)]	Nil
(iv)	Surplus arising out of the CSR projects or programmes or activities of the previous financial years, if any	Nil
(v)	Amount available for set off in succeeding financial years [(iii)-(iv)]	Nil

7) Details of Unspent Corporate Social Responsibility amount for the preceding three Financial Years:

Sl. No.	Preceding Financial Year(s)	Amount transferred to Unspent CSR Account under sub-section (6) of section 135 (in ₹)	Balance Amount in Unspent CSR Account under sub-section (6) of section 135 (in ₹)	Amount Spent in the Financial Year (in ₹)	Amount transferred to a Fund as specified under Schedule VII as per second proviso to sub-section (5) of section 135, if any		Amount remaining to be spent in succeeding Financial Years (in ₹)	Deficiency, if any
					Amount (in ₹)	Date of transfer		
1	FY-2022-23							
2	FY-2021-22							
3	FY-2020-21							

8) Whether any capital assets have been created or acquired through Corporate Social Responsibility amount spent in the Financial Year: No

If Yes, enter the number of Capital assets created/ acquired: NA.

Details relating to such asset(s) so created or acquired through Corporate Social Responsibility amount spent in the Financial Year: NA.

Sl. No.	Short particulars of the property or asset(s) [including complete address and location of the property]	Pin code of the property or asset(s)	Date of creation	Amount of CSR amount spent	Details of entity/ authority/ beneficiary of the registered owner		
					CSR Registration Number, if applicable	Name	Registered address

9) Specify the reason(s), if the company has failed to spend two per cent of the average net profit as per sub-section (5) of section 135: NA.

Responsibility Statement:

The CSR committee of the company hereby confirms that implementation and monitoring of CSR policy is in compliance with CSR objective and policy of the company.

For Vimta Labs Limited

Place: Hyderabad
Date : 18th May 2024

Harriman Vungal
ED- Operations

Harita Vasireddi
MD & Committee Chairperson



Annexure - II

Disclosures pursuant to Regulation 14 of the Securities and Exchange Board of India (Share Based Employee Benefits) Regulations, 2014.

Relevant disclosures in terms of the 'Guidance note on accounting for employee share-based payments' issued by ICAI form part of the notes to the financial statements provided in this Annual Report.

Sl.No.	Description	Year ended March 31, 2024
1	Date of shareholders' approval	Vimta Labs Employee Stock Option Plan -2021 05.07.2021
2	Total number of options approved under ESOS	663,234
3	Vesting requirements	The minimum vesting period shall be at least 1 (one) year from the date of Grant Vesting of the options shall take place over three to seven years from the date of Grant
4	Exercise price or pricing formula	INR 2 - Exercise price per option
5	Maximum term of options granted	10 years
6	Source of shares (primary, secondary or combination)	Primary
7	Variation of terms of options	Nil
8	Method used to account for ESOS - Intrinsic or fair value	The company has calculated the employee compensation cost using the fair value of the stock options
9	Difference between the employee compensation cost so computed and the employee compensation cost that shall have been recognized if it had used the fair value of the options	Nil
10	The impact of this difference on profits and on EPS of the company on the current year profits (for the year grants)	Profit (Loss) after Tax: ₹ 388.07 in Mn Adjusted weighted avg. EPS: ₹ 17.26

Details of ESOS during the financial year

Sl.No.	Description	Year ended March 31, 2024
1	Number of options outstanding at the beginning of the year (un-granted)	101,802 Options
2	Number of options granted during the year	11872 Options in Tranche IV out of the Total Grant of 663,234 Options
3	Number of options forfeited/lapsed during the year	75,775 Options
4	Number of options vested during the year	59,883 Options
5	Number of options exercised during the year	41,594 Options
6	Number of shares arising as a result of exercise of options	41,594 shares
7	Amount realized by exercise of options (₹)	₹ 83,188
8	Loan repaid by the Trust during the year from exercise price received	NA
9	Number of options outstanding at the end of the year (out of total number of options approved under ESOS)	330,383 Options
10	Number of options exercisable at the end of the year (out of total number of options approved under ESOS)	75,112 Options

Annexure -II contd.,

Sl.No.	Description	Year ended March 31, 2024	
11	Weighted-average exercise		
	Stock Options granted on	Weighted average exercise price (in ₹)	Weighted average Fair value (in ₹)
	19.09.2021	2.00	289.69
	11.05.2022	2.00	289.63
	26.10.2022	2.00	289.63
	30.10.2023	2.00	503.71
12	Employee wise details of options granted to		
	a. Key managerial personnel	Narahai Naidu DR (Chief Financial Officer)- 11,119 Options	
	b. Any other employee who received a grant of options in any one year amounting to 5% or more of option granted during the year	Nil	
	c. Identified employees who were granted option, during any one year, equal to or exceeding 1% of the issued capital (excluding outstanding warrants & conversions) of the Company at the time of grant	Nil	
13	Description of the method and significant assumptions used during the year to estimate the fair value of the options, including the following weighted average information	The Black Scholes option-pricing model was developed for estimating fair value of traded options that have no vesting restrictions and are fully transferable. Since option-pricing models require use of substantive assumptions, changes therein can materially affect fair value of options. The option pricing models do not necessarily provide a reliable measure of fair value of options.	
14	The main assumptions used in the Black Scholes option-pricing model during the year were as follows:		
	(i) Weighted average values of share price	Refer point no. 11	
	(ii) Exercise price	Refer point no.11	
	(iii) Weighted Average Risk free interest rate	6.00%	
	(iv) Weighted Average expected Life of Options	2.74 years	
	(v) Weighted Average Expected Volatility	48.73%	
	(vi) Weighted average expected dividend	80%	
15	The method used and the assumptions made to incorporate the effects of expected early exercise	Nil	
16	How expected volatility was determined, including an explanation of the extent to which expected volatility was based on historical volatility	The historical price of the company at the stock exchange was considered where the trading volume is high. The average closing price on weekly basis was taken to calculate the volatility of the shares.	
17	Whether and how any other features of the option grant were incorporated into the measurement of fair value, such as a market condition	No	

Place: Hyderabad
Date: 18th May 2024

Dr. Sivalinga Prasad Vasireddi
Executive Chairman
DIN: 00242288



Annexure - III

COMPLIANCE CERTIFICATE

[Pursuant to Regulation 13 of the Securities Exchange Board of India (Share Based Employee Benefits and Sweat Equity) Regulations, 2021]

To,
The Members,
Vimta Labs Limited.

We D. Hanumanta Raju & Co, Company Secretary in practice, have been appointed as the Secretarial Auditor vide a resolution passed at its meeting held on 03rd May, 2023 by the Board of Directors of Vimta Labs Limited (hereinafter referred to as '**the Company**'), having CIN: L24110TG1990PLC011977 and having its registered office at 141/2 & 142, IDA Phase II, Cherlapalli, RR Dist, Hyderabad – 500 051. This certificate is issued under Securities and Exchange Board of India (Share Based Employee Benefits and Sweat Equity) Regulations, 2021 (hereinafter referred to as '**the Regulations**'), for the year ended 31st March, 2024.

Management Responsibility:

It is the responsibility of the Management of the Company to implement the Scheme(s) including designing, maintaining records and devising proper systems to ensure compliance with the provisions of all applicable laws and regulations and to ensure that the systems are adequate and operate effectively.

Verification:

The Company has implemented Vimta Labs Employee Stock Option Plan, 2021 viz Employee Stock Option Scheme in accordance with the Regulations and as per the Special Resolution passed by the members at the 31st Annual General Meeting of the Company held on Monday, 5th July, 2021. Relevantly, Company has allotted 41,594 Equity Shares towards the exercise of the options by the employees to whom Options were granted under Vimta Labs Employee Stock Option Plan, 2021.

For the purpose of verifying the compliance of the Regulations, we have examined the Scheme, Resolutions passed at General Meeting and the meeting of the Board of Directors, ESOP Allotment Committee, Disclosure by the Board of Directors and other relevant documents made available to us and the explanations provided by the Company.

Certification:

In our opinion and to the best of our knowledge and according to the verifications as considered necessary and explanations furnished to us by the Company and its Officers, we certify that, the Company has implemented the Vimta Labs Employee Stock Option Plan, 2021, Employee Stock Option Scheme in accordance with the applicable provisions of the Regulations as per the Special Resolution passed by the members at the 31st Annual General Meeting of the Company held on Monday, 5th July, 2021 and allotted 41,594 Equity Shares towards the vesting of the options by the employees to whom Options were granted under Vimta Labs Employee Stock Option Plan, 2021 by passing resolution at ESOP Allotment Committee.

Assumption & Limitation of Scope and Review:

1. Ensuring the authenticity of documents and information furnished is the responsibility of the Board of Directors of the Company.
2. Our responsibility is to give certificate based upon our examination of relevant documents and information. It is neither an audit nor an investigation.
3. This certificate is neither an assurance as to the future viability of the Company nor of the efficiency or effectiveness with which the management has conducted the affairs of the Company.
4. This certificate is solely for your information, and it is not to be used, circulated, quoted, or otherwise referred to for any purpose other than for the Regulations.

For D. HANUMANTA RAJU & CO
COMPANY SECRETARIES

CS MOHIT KUMAR GOYAL
PARTNER

Place: Hyderabad
Date: 18.05.2024

FCS: 9967, CP NO: 12751
UDIN: F009967F000397739
PR NO: 699/2020

Annexure -IV

Form AOC-1

(Pursuant to first proviso to sub-section (3) of section 129 read with rule 5 of Companies (Account Rules, 2014).

Statement containing salient features of the financial statement of subsidiaries/associate companies/joint ventures.

Part "A": Subsidiaries

Subsidiary Company Financial Highlights for FY 2023-24.

(In millions)

Sl. No.	Particulars	Details
1	Name of the Subsidiary	Emtac Laboratories Private Limited
2	Reporting period for the subsidiary concerned, if different from the holding company's reporting period	Same as the Holding Company's reporting period i.e., from 01.04.2023 to 31.03.2024
3	Reporting currency and exchange rate as on the last date of the relevant financial year in the case of foreign subsidiaries	Not Applicable
4	Share capital – Authorised	50.00
	– Paid up	34.17
5	Reserves & surplus	5.54
6	Total Assets	50.70
7	Total Liabilities	10.99
8	Investments	Nil
9	Turnover	100.98
10	Profit/Loss before taxation	29.44
11	Provision for taxation	7.42
12	Other Comprehensive Income	-0.02
13	Profit/Loss after taxation	22.00
14	Proposed Dividend	Nil
15	% of shareholding	100%
Names of subsidiaries, which are yet to commence operations: Nil		
Names of subsidiaries, which have been liquidated or sold during the year: Nil		

Part "B": Associates and Joint Ventures: Nil

Place : Hyderabad
Date : 18th May 2024

Dr Sivalinga Prasad Vasireddi
Executive Chairman
(DIN: 00242288)



Annexure - V

Details of Loans and Guarantees given, Security provided and Investment made by the Company pursuant to Section 186(4) of the Companies Act, 2013:

Corporate Guarantee given during the year:

Name and Address of the person or body corporate to whom the guarantee is given	Amount (in Mns.)
Nil	

Loans given during the year:

Name and Address of the person or body corporate to whom it is made or given	Amount (in Mns.)
Nil	

Investment made during the year:

Name and Address of the person or body corporate in which the investment is made	Amount (in Mns.)
Nil	

The company has not provided security to any person/body corporate during the year.

Place : Hyderabad
Date : 18th May 2024

Dr Sivalinga Prasad Vasireddi
Executive Chairman
(DIN:00242288)

Annexure - VI

Details pertaining to Employees as required under Section 197(12) of the Companies Act, 2013.

Statement of Particulars of Employees Pursuant to provisions of Section 197(12) of the Companies Act 2013 read with Companies (Appointment and Remuneration of Managerial Personnel) Rules 2014.

Sl. No	Name	Designation	Gross Remuneration*	Nature of Employment	Qualification	Date of commencement of Employment	Age	Experience	% of Equity Shares held	Whether relative of Director	Name of relative Director	Previous Employment
1	Dr. S P Vasireddi	Executive Chairman	1,80,00,000	Contractual	Ph.D in Chemistry	*16.11.1990	75	46 years	11.72	Yes	Harita Vasireddi	Promoter
2	Ms. Harita Vasireddi	Managing Director	1,20,00,000	Contractual	B. Pharm., MBA	26.10.2002	49	26 years	0.76	Yes	Dr. Sivalinga Prasad Vasireddi	Vimta Rostest Pvt. Ltd. Hyderabad, India
3	Mr. Harriman Vungal	Executive Director - Operations	1,20,00,000	Contractual	D.Tech	16.11.1990	72	45 years	8.02	No	-	Promoter
4	Mr. Satya Sreenivas Neerukonda	Executive Director	1,20,00,000	Contractual	B. Pharm., MBA	04.05.2009	48	24 years	-	No	-	Impac Medical Systems, Mountain View, CA, USA

*Gross Remuneration does not include Contributions to Funds, Perquisites, Allowances, Perks and Managerial Remuneration. Gross Remuneration is for full financial year.

*Dr. S P Vasireddi was originally appointed executive chairman and reappointed w.e.f., 01.07.2023

Other top ten employees employed throughout the Financial Year 2023-24: If any Member is interested in obtaining information on Rule 5 (2) of the Companies (Appointment and Remuneration of Managerial Personnel) Rules, 2014, such Member may write to the Company Secretary at the Registered Office in this regard.

Place : Hyderabad
Date : 18th May 2024

Dr Sivalinga Prasad Vasireddi
Executive Chairman
(DIN:00242288)



Annexure -VI contd.,

Details pertaining to remuneration as required under Section 197(12) of the Companies Act, 2013 read with Rule 5(1) of the Companies (Appointment and Remuneration of Managerial Personnel) Rules 2014.

The percentage increase in remuneration of each Director, Chief Financial Officer and Company Secretary during the financial year 2023-2024, ratio of the remuneration of each Director to the median remuneration of the employees of the Company for the financial year 2023-2024, and the comparison of remuneration of each Key Managerial Personnel (KMP) against the performance of the Company are as under:

Sl. No.	Name of Director/ KMP and Designation	Ratio of the remuneration paid to Directors to the median remuneration of the employee excluding managerial remuneration (#)	Percentage increase in remuneration during the year	Comparison of remuneration against performance of the Company	
				Remuneration paid (in Millions)	Performance of the Company for the year (Net Profit ₹ in Millions)
1	Dr. S P Vasireddi	56:1	0%	15.12	388.07
	Executive Chairman w.e.f. 01 st July 2023				
2	Harita Vasireddi	38:1	0%	13.44	388.07
	Managing Director				
3	Vungal Harriman	38:1	0%	13.44	388.07
	Executive Director-Operations				
4	Satya Sreenivas Neerukonda	38:1	0%	13.44	388.07
	Executive Director				
5	Y Prameela Rani	NA	NA	NA	NA
	Independent Director				
6	Gutta Purnachandra Rao	NA	NA	NA	NA
	Independent Director				
7	Sanjay Dave	NA	NA	NA	NA
	Independent Director				
8	Dr. Yadagiri R Pendri	NA	NA	NA	NA
	Independent Director				
9	D R Narahai Naidu	11:1	15%	4.65	388.07
	Chief Financial Officer				
10	Sujani Vasireddi	10:1	20%	3.52	388.07
	Company Secretary				

Median working is on monthly CTC.

- i) There was no variable component (except commission on profits) of remuneration availed by the Directors.
- ii) The remuneration paid to the Key Managerial Personnel was as per the remuneration policy of the Company.
- iii) There were 1428 employees on the rolls of the Company as on March 31, 2024.
- iv) The percentage increase in the median remuneration of employees in the financial year was 5.58%.
- v) The average increase in the salaries/remuneration of the employees during the year was 4.00%.
- vi) We herewith affirm that the remuneration is as per the remuneration policy of the Company.

Place : Hyderabad
Date : 18th May 2024

Dr Sivalinga Prasad Vasireddi
Executive Chairman
(DIN:00242288)

Annexure - VII

Form No. MR-3

SECRETARIAL AUDIT REPORT FOR THE FINANCIAL YEAR ENDED 31.03.2024.

[Pursuant to Section 204(1) of the Companies Act, 2013 and Rule 9 of the Companies (Appointment and Remuneration of Managerial Personnel) Rules, 2014].

To
The Members,
VIMTA LABS LIMITED

We have conducted the Secretarial Audit of the compliance of applicable statutory provisions and the adherence to good corporate practices by **VIMTA LABS LIMITED** having **CIN: L24110TG1990PLC011977** and having registered office at 141/2 & 142, IDA Phase II, Cherlapally, RR Dist, Hyderabad – 500 051 (hereinafter called the Company). Secretarial Audit was conducted in accordance with the guidance note issued by the Institute of Company Secretaries of India and in a manner that provided us a reasonable basis for evaluating the corporate conducts/statutory compliances and expressing our opinion thereon.

Based on our verification of the Company's books, papers, minute books, forms and returns filed and other records maintained by the Company and also the information, confirmations, clarifications provided by the Company, its officers, agents and authorized representatives during the conduct of secretarial audit, we hereby report that in our opinion, the Company has, during the audit period covering the financial year ended on 31st March, 2024, complied with the statutory provisions listed hereunder and also that the Company has proper Board processes and compliance mechanism in place to the extent, in the manner and subject to the reporting made hereinafter:

We have examined the books, papers, minute books, forms and returns filed and other records maintained by the Company for the financial year ended on 31st March, 2024, according to the provisions of:

- (i) The Companies Act, 2013 (the Act) and the rules made there under;
- (ii) The Securities Contracts (Regulation) Act, 1956 ('SCRA') and the rules made there under;
- (iii) The Depositories Act, 1996 and the Regulations and Bye-laws framed there under;
- (iv) Foreign Exchange Management Act, 1999 and the rules and regulations made there under to the extent of Foreign Direct Investment, Overseas Direct Investment and External Commercial Borrowings (Not applicable to company during the period of audit);
- (v) The following Regulations and Guidelines prescribed under the Securities and Exchange Board of India Act, 1992 ('SEBI Act'):-
 - (a) Securities and Exchange Board of India (Substantial Acquisition of Shares and Takeovers) Regulations, 2011;
 - (b) Securities and Exchange Board of India (Prohibition of Insider Trading) Regulations, 2015;
 - (c) The Securities and Exchange Board of India (Issue of Capital and Disclosure Requirements) Regulations, 2018 - (Not applicable to the Company during the period of audit);
 - (d) Securities and Exchange Board of India (Share Based Employee Benefits and Sweat Equity) Regulations, 2021;
 - (e) Securities and Exchange Board of India (Registrars to an Issue and Share Transfer Agents) Regulations, 1993 regarding the Companies Act and dealing with client;
 - (f) Securities and Exchange Board of India (Buyback of Securities) Regulations, 2018- (Not applicable to the Company during the period of audit);
 - (g) Securities and Exchange Board of India (Listing Obligations and Disclosure Requirements) Regulations, 2015;
 - (h) Securities and Exchange Board of India (Issue and Listing of Non-Convertible Securities) Regulations, 2021- (Not applicable to the Company during the period of audit); and
 - (i) Securities and Exchange Board of India (Depositories and Participants) Regulations, 2018.
- (vi) Other laws **specifically** applicable to the Company as per the representations made by management include:
 - (a) The Drugs and Cosmetic Act, 1940
 - (b) Narcotic Drugs and Psychotropic Substances Act, 1985 and Narcotic Drugs and Psychotropic Substances (Regulation of Controlled Substances) Order, 2013
 - (c) Good Laboratory Practices as laid down in Schedule L-1 of Drugs and Cosmetic Rules, 1945



Annexure -VII contd.,

- (d). Food Safety and Standards Act, 2006
- (e) The Pathology and Laboratory Act, 2007
- (f) Bio-Medical Waste (Management and Handling) Rules, 1998
- (g) Hazardous Waste (Management, Handling and Transboundary Movement) Rules, 2008
- (h) The Manufacture, Storage and Import of Hazardous Chemicals Rules, 1989
- (i) Explosives Act, 1884 read with Gas Cylinder Rules, 2004
- (j) Selection, installation and maintenance of First-aid Fire Extinguishers – Code of Practice

We have also examined compliance with the applicable clauses of the following:

- (vii) Secretarial Standards issued by The Institute of Company Secretaries of India and notified under the Companies Act, 2013;
- (viii) The Listing Agreements entered into by the Company with BSE Limited and National Stock Exchange of India Limited (NSE).

During the period under review the Company has complied with the provisions of the Act, Rules, Regulations, Guidelines, Standards, etc. mentioned above.

We further report that:

The Board of Directors of the Company is duly constituted with proper balance of Executive Directors, Non-Executive Directors and Independent Directors. There are no changes in the composition of the Board of Directors during the period under review.

Adequate notice is given to all Directors to schedule the Board Meetings, agenda and detailed notes on agenda were sent in advance, and a system exists for seeking and obtaining further information and clarifications on the agenda items before the meeting and for meaningful participation at the meeting.

Majority decisions are carried through while the dissenting member's views, if any, are captured and recorded as part of the minutes.

We further report that during the period under review, the Company has allotted 41,594 equity shares upon conversion of stock options which were granted under 'Vimta Labs Employee Stock Option Plan 2021' and necessary listing / trading approvals were received from National Stock Exchange of India Limited and BSE Limited.

The Board of Directors of the Company at its meeting held on 30th March, 2024 approved the Scheme of Amalgamation of Emtac Laboratories Private Limited ("Transferor Company"), which is a wholly-owned subsidiary of the Company, with Vimta Labs Limited ("Transferee Company") under the provisions of Section 230 to 232 of the Companies Act, 2013 subject to necessary statutory and regulatory approvals under the applicable laws.

For D. HANUMANTA RAJU & CO
COMPANY SECRETARIES

CS MOHIT KUMAR GOYAL
PARTNER

Place: Hyderabad
Date: 18.05.2024

FCS: 9967; CP NO: 12751
UDIN: F009967F000397750
PR NO.:699/2020

This report is to be read with our letter of even date which is annexed as **Annexure A** and forms an integral part of this report.

Annexure A
(part of Annexure VII)

To
The Members,
VIMTA LABS LIMITED.

Our report of even Date is to be read along with this letter.

1. Maintenance of secretarial records is the responsibility of the management of the Company. Our responsibility is to express an opinion on these secretarial records based on our audit.
2. We have followed the audit practices and processes as were appropriate to obtain reasonable assurance about the correctness of the contents of the secretarial records. The verification was done on test basis to ensure that correct facts are reflected in secretarial records. We believe that the processes and practices we followed provide a reasonable basis for our opinion.
3. We have not verified the correctness and appropriateness of financial records and Books of Accounts of the Company.
4. Where ever required, we have obtained the Management Representation about the compliance of laws, rules and regulations and happening of events etc.

5. The compliance of the provisions of Corporate and other applicable laws, rules, regulations, standards is the responsibility of management. Our examination was limited to the verification of procedures on test basis.
6. The Secretarial Audit report is neither an assurance as to the future viability of the company nor of the efficacy or effectiveness with which the management has conducted the affairs of the company.

For D. HANUMANTA RAJU & CO
COMPANY SECRETARIES

CS MOHIT KUMAR GOYAL
PARTNER

Place: Hyderabad
Date: 18.05.2024

FCS: 9967; CP NO: 12751
UDIN: F009967F000397750
PR NO.: 699/2020



Annexure - VIII

NOMINATION AND REMUNERATION POLICY

Introduction

The Company's ("Company" or "Vimta Labs Limited") has adopted this policy on the appointment and remuneration of Directors, Key Managerial Personnel and Senior Management and provides a framework for payment of suitable remuneration to harmonize the aspirations of human resources consistent with the goals of the Company. The nomination and remuneration policy provided herewith is in line with the requirements of Section 178(4) of the Companies Act ("Act") read with rules made thereunder and SEBI (Listing Obligations and Disclosure Requirements) Regulations, 2015 as amended ("Listing Regulations") and other applicable laws (hereinafter referred to as "Relevant laws").

Objective and purpose of the policy

The objectives and purpose of this policy are,

- To evaluate the performance of the members of the Board.
- To formulate the criteria for determining qualifications, positive attributes and independence of a Director.
- To formulate and recommend remuneration principles for the Directors, Key Managerial personnel and other Senior Management of the Company to the Board of Directors.
- To ensure that the level and composition of remuneration is reasonable and sufficient to retain, motivate and promote talent and to ensure long term sustainability of talented managerial persons and create competitive advantage

The committee

The Board has constituted the nomination and remuneration committee of the Board on 10th October, 2014. This is in line with the requirements of Companies Act, 2013 ('the Act') and the listing agreement entered in to with Stock Exchanges.

The Board has authority to reconstitute this committee or desirable amendments from time to time as necessary.

Definitions

'Act' means the Companies Act, 2013.

'The Board' means Board of Directors of the Company.

'Directors' means Directors of the Company.

'The Committee' means the nomination and remuneration committee of the Company as constituted or reconstituted by the Board, in accordance with the Act and SEBI (Listing Obligation and Disclosure Requirements) Regulations, 2015.

'The Company' means Vimta Labs Limited.

'Independent Director' means a director referred to in Section 149(6) of the Companies Act, 2013 and rules made thereunder and SEBI (Listing Obligation and Disclosure Requirements) Regulation, 2015

Key Managerial Personnel (KMP) means as defined in Section 2(51) of the Act:

The Managing Director or the Chief Executive Officer and Whole-time Director;

The Company Secretary and

The Chief Financial Officer and

Such other person as defined under the Act from time to time.

'Senior Management' means personnel of the Company who are members of its core management team excluding the Board of Directors. This would include all members of management one level below the Executive Directors, including all functional heads as defined in the Companies Act, 2013

'Other employees' means all the employees other than the Directors, KMPs and the Senior Management Personnel

Remuneration means any money, or its equivalent, given or passed to any person for services rendered by him and includes perquisites as defined under the Income-tax Act, 1961.

Unless the context otherwise requires, words and expressions used in this policy, and not defined herein but defined in the Companies Act, 2013 and Listing Agreement/ SEBI (Listing Obligation and Disclosure Requirements) Regulation, 2015 as may be amended from time to time, shall have the same meaning respectively assigned to them therein.

Composition of the Committee:

The composition of the Committee is / shall be in compliance with the Act, Rules made there under and the SEBI (Listing Obligation and Disclosure Requirements) Regulation, 2015, as amended from time to time.

Role of the Committee:

The Committee shall:

- Formulate the criteria for determining qualifications, positive attributes and independence of a director.
- Identify persons who are qualified to become Director and persons who may be appointed in Key Managerial and Senior Management positions in accordance with the criteria laid down in this Policy.
- Lay down the evaluation criteria for performance evaluation of Independent Director and the Board.
- Recommend to the Board, appointment, remuneration and removal of Director, KMP and Senior Management.
- To devise a Policy on Board diversity.

The Policy

This policy is divided into three parts as mentioned below:

Part - A: Covers the matters to be dealt with and to recommend to the Board

Annexure -VIII contd.,

Part - B: Covers the appointment and nomination; and

Part - C: Covers remuneration and perquisites etc.

Part-A:

The following matters to be dealt with and recommended to the Board by the committee.

Structure of the Board

Formulate the criteria determining qualifications, positive attributes and independence of a director and recommending candidates to the Board, when circumstances warrant the appointment of a new director, having regard to the range of skills, experience and expertise, on the Board and who will best complement the Board in order to make appropriate decisions in the best interests of the Company as a whole. The committee is to assist the Board in ensuring that diversity of gender, thought, experience, knowledge and perspective is maintained in the Board nomination process, in accordance with the Board diversity requirements of the Company.

Succession plans

Establishing and reviewing Board, KMP and Senior Management's succession plans to ensure and maintain an appropriate balance of skills, experience and expertise.

Evaluation of performance

Make recommendations to the Board on appropriate performance criteria for the Directors. Formulate the criteria and framework for evaluation of performance of every Director on the Board of the Company.

Identify ongoing training and education programs for the Board and in particular to the new incumbents, as and when required and to ensure that non-executive Directors are provided with adequate information regarding nature of the business, the industry and their legal responsibilities and duties.

Remuneration framework

The committee is responsible for reviewing and making recommendations to the Board on

- (a) Remuneration of the Managing Director, Whole-time Directors and
- (b) The remuneration for KMPs, employees at Senior Management and other employees.

The structure of the remuneration to be made keeping the best interest of the Company in order to attract and motivate talent to pursue the Company's long-term plans.

PART-B

Appointment criteria and qualifications

The criteria for the appointment of directors, KMPs and Senior Management employees are as follows:

The committee shall identify and ascertain the integrity,

qualification, expertise and experience of the person for appointment as director, KMP or Senior Management and recommend to the Board his/ her appointment.

A person to be appointed as Director, KMP or at Senior Management should possess adequate qualification, expertise and experience for the position he/she is considered for appointment. The committee has discretion to decide whether qualification, expertise and experience possessed by a person are sufficient / satisfactory for the concerned position.

A person, to be appointed as Director should possess impeccable reputation for integrity, deep expertise and insights in sectors / areas relevant to the Company, ability to contribute to the Company's growth, and complementary skills in relation to the other Board members.

As per regulation 17 of Securities and Exchange Board of India (Listing Obligations and Disclosure Requirements) Regulations, 2015. Appointment of a person on the board of directors is taken at the next general meeting or within a time period of three months from the date of appointment, whichever is earlier.

As per Regulation 25(6) of Securities and Exchange Board of India (Listing Obligations and Disclosure Requirements) Regulations, 2015 any vacancy of an Independent Director, as a result of resignation or removal from the board of directors to be filled within three months from the date of such vacancy.

The Company shall not appoint or continue the employment of any person who has attained the age of 70 years as Managing Director / Executive or Whole time Director. Provided that the term of the person holding this position may be extended beyond the age of 70 years with the approval of shareholders by passing a special resolution as per section 196 of Companies Act, 2013

As per regulation 17 (1A) of Securities and Exchange Board of India (Listing Obligations and Disclosure Requirements) Regulations, 2015, Company shall appoint a person or continue the directorship of any person as a non-executive director who has attained the age of seventy- five years unless a special resolution is passed to that effect.

A whole-time KMP of the Company shall not hold office in more than one company except in its subsidiary company at the same time. However, a whole-time KMP can be appointed as a non- executive director in any Company.

As per regulation 25 (2A) of Securities and Exchange Board of India (Listing Obligations and Disclosure Requirements) Regulations, 2015, the appointment, re-appointment or removal of an independent director of a listed entity, shall be subject to the approval of shareholders by way of a special resolution.



Annexure -VIII contd.,

As per regulation 6 (1A) of Securities and Exchange Board of India (Listing Obligations and Disclosure Requirements) Regulations, 2015, Any vacancy in the office of the Compliance Officer shall be filled by the listed entity at the earliest and in any case not later than three months from the date of such vacancy. Provided that the Company shall not fill such vacancy by appointing a person in interim capacity, unless such appointment is made in accordance with the laws applicable in case of a fresh appointment to such office and the obligations under such laws are made applicable to such person.

Criteria of Independence

The NRC shall assess the independence of Directors at the time of appointment / re- appointment and the Board shall assess the same annually. The Board shall re-assess determinations of independence when any new interests or relationships are disclosed by a Director.

The criteria of independence, as per provisions of section 149 of Companies Act, 2013 and regulation 17 of Securities and Exchange Board of India (Listing Obligations and Disclosure Requirements) Regulations, 2015

An independent director in relation to a company, means a director other than a Managing Director or a whole-time director or a nominee director:

- a) who, in the opinion of the Board, is a person of integrity and possesses relevant expertise and experience:
- b) who is or was not a promoter of the company or its holding, subsidiary or associate company:
- c) who is not related to promoters or directors in the company, its holding, subsidiary or associate company:
- d) who has or had no pecuniary relationship with the company, its holding, subsidiary or associate company, or their promoters, or directors, during the two immediately preceding financial years or during the current financial year:
- e) none of whose relatives has or had pecuniary relationship or transaction with the company its holding, subsidiary or associate company, or their promoters, or directors, amounting to two per cent or more of its gross turnover or total income or fifty lakh rupees or such higher amount as may be prescribed, whichever is lower, during the two immediately preceding financial years or during the current financial year:
- f) who, neither himself nor any of his relatives holds or has held the position of a Key Managerial Personnel or is or has been employee of the company or its holding, subsidiary or associate company in any of the three financial years immediately preceding the financial year in which he is

proposed to be appointed is or has been an employee or proprietor or a partner, in any of the three financial years immediately preceding the financial year in which he is proposed to be appointed, of a firm of auditors or company secretaries in practice or cost auditors of the company or its holding, subsidiary or associate company.

- g) any legal or a consulting firm that has or had any transaction with the company, its holding, subsidiary or associate company amounting to ten per cent or more of the gross turnover of such firm holds together with his relatives two per cent or more of the total voting power of the company; or is a Chief Executive or director, by whatever name called, of any nonprofit organisation that receives twenty-five per cent or more of its receipts from the company, any of its promoters, directors or its holding, subsidiary or associate company or that holds two per cent or more of the total voting power of the company
- h) shall possess appropriate skills, experience and knowledge in one or more fields of finance, law, management, sales, marketing, administration, research, corporate governance, technical operations, corporate social responsibility or other disciplines related to the Company's business.
- i) shall possess such other qualifications as may be prescribed, from time to time, under the Companies Act, 2013.
- j) who is not less than 21 years of age.

The Independent Directors shall abide by the "Code for Independent Directors" as specified in Schedule IV to the Companies Act, 2013

Other directorships / committee memberships

The Board members are expected to have adequate time and expertise and experience to contribute to effective Board performance. Accordingly, members should voluntarily limit their directorships in other listed public limited companies in such a way that it does not interfere with their role as directors of the Company. The Committee shall take into account the nature of, and the time involved in a Director's service on other Boards, in evaluating the suitability of the individual Director and making its recommendations to the Board.

As per regulation 17A and 26 of SEBI (Listing Obligations and Disclosure Requirements) Regulations, 2015 and Section 165 of Companies Act, 2013 and rules thereto:

- a) A Director shall not serve as Director in more than 20 companies of which not more than 10 shall be Public Limited Companies
- b) A Director shall not serve as an Independent Director in

Annexure -VIII contd.,

more than 7 Listed Companies and not more than 3 Listed Companies in case he is serving as a Whole-time Director in any Listed Company.

- c) A Director shall not be a member in more than 10 Committees or act as Chairman of more than 5 Committees across all companies in which he holds directorships. For the purpose of considering the limit of the Committees, Audit Committee and Stakeholders' Relationship Committee of all Public Limited Companies, whether listed or not, shall be included and all other companies including Private Limited Companies, Foreign Companies and Companies under Section 8 of the Companies Act, 2013 shall be excluded.

Term /Tenure

Managing Director / Whole-time Director

The Company shall appoint or re-appoint any person as its Managing Director or Whole-time Director for a term not exceeding five years at a time. No re-appointment shall be made earlier than one year before the expiry of the term.

Independent Director

As per the provisions of section 149 of the Companies Act, 2013, An Independent Director shall hold office for a term up to five consecutive years on the Board of the Company and will be eligible for reappointment on passing of a special resolution by the Company and disclosure of such appointment in the Board's report.

No Independent Director shall hold office for more than two consecutive terms, but such Independent Director shall be eligible for appointment after the expiry of three years of ceasing to become an Independent Director. Provided that an Independent Director shall not, during the said period of three years, be appointed in or be associated with the Company in any other capacity, either directly or indirectly.

At the time of appointment of an Independent Director, it should be ensured that the number of Boards on which such Independent Director serves is restricted to seven listed companies as an Independent Director, and three listed companies as an Independent Director in case such person is serving as a whole-time (executive) Director of a listed company.

Removal

Where any of the Director becomes disqualified to be a Director of the Company due to any of the reasons of disqualifications as mentioned in the Companies Act, 2013 and rules made thereunder or under any other applicable Acts, rules and regulations, the committee may recommend to the Board, with reasons recorded in writing the removal of such Director, KMP or Senior Management subject to the provisions and

compliance of the said Act, rules and regulations under which such disqualification arises.

Retirement

The Whole-time Directors, KMP and Senior Management personnel shall retire as per the applicable provisions of the Companies Act, 2013 and the prevailing policy of the Company. The Board will have the discretion to retain the Whole-time Directors, KMP and Senior Management personnel in the same position or otherwise, even after attaining the retirement age, for the benefit of the Company subject to such approvals as may be required under the provisions of the Companies Act, 2013.

PART -C

Remuneration of Directors, KMPs and Senior Management

Remuneration to Managing Director; Whole-time Directors:

The remuneration / compensation / commission to Directors will be determined by the committee and recommended to the Board for approval.

The remuneration and commission to be paid to the Managing Director and the Whole-time Directors shall be in accordance with the provisions of the Companies Act, 2013, and the rules made thereunder. Increments to the existing remuneration / compensation structure may be recommended by the committee to the Board which should be within the limits approved by the shareholders.

Where any insurance is taken by the Company on behalf of its Managing Director and / or of its Whole-time Directors for indemnifying them against any liability, the premium paid on such insurance shall not be treated as part of the remuneration payable to any such personnel. Provided that, if such person is proved to be guilty, the premium paid on such insurance shall be treated as part of the remuneration.

Minimum remuneration to Managing Director and Whole-time Directors

If, in any financial year, the Company has no profits or its profits are inadequate, the Company shall pay minimum remuneration to its Managing Director and the Whole-time Directors in accordance with the provisions of Schedule V of the Companies Act, 2013, including any statutory modifications or amendments thereof.

Remuneration to Non-executive / Independent Directors

The remuneration payable to each Non-Executive Director is based on the remuneration structure as determined by the Board, and is revised from time to time, depending on individual contribution, the Company's performance, and the provisions of the Companies Act, 2013 and the rules made thereunder. Such remuneration to Non-executive/Independent Directors may



Annexure -VIII contd.,

be paid within the monetary limits approved by shareholders, subject to the limits not exceeding 1% of the profits of the Company computed as per section 197 of Companies Act, 2013.

Remuneration of other KMPs and Senior Management

At the time of appointment, the Remuneration Committee shall fix the remuneration and reward structure for other KMPs (i.e., CFO & CS) and Senior Management based on their qualifications and expertise and forward its recommendations to the Board for its approval. The annual increments to these employees to be decided and awarded by the Committee based on their performance and Caliber to retain the talent in a competitive environment.

Remuneration to other employees

Employees shall be assigned grades according to their qualifications and work experience, competencies as well as their roles and responsibilities in the organization. Individual remuneration shall be determined within the appropriate grade and shall be based on various factors such as job profile, skill sets, seniority, experience, and prevailing remuneration levels for equivalent jobs.

Eligibility of Employee Stock Option Scheme

A Stock Option Grant made pursuant to the Plan may be Granted only to an individual who, at the time of Grant is a permanent employee of the Company working in India or out of India Is a Director of the Company. An employee of a subsidiary, in India or outside India, or a holding company of company. The Committee however is authorized to change the eligibility criteria from time to time, subject to approval of the Board. Each Grant shall be evidenced by a written instrument duly executed by or on behalf of the Company.

Following individuals are not eligible as per regulation 2(i) of definition of Employee under Securities and Exchange Board of India (Share Based Employee Benefits and Sweat Equity) Regulations 2021:

- An Employee who is a Promoter or belongs to the Promoter Group;
- A Director who either by himself or through his relative(s) or through any body corporate, directly or indirectly holds more than 10% of the outstanding equity Shares of the Company;
- An Independent Director

The Nomination & Remuneration Committee will determine the specific employees or class of employees who will be eligible for award of stock options based on the performance criteria and such other criteria as may be decided.

Policy review

This policy is framed in the best interest of the Company based on the provisions of the Section 178 of Companies Act, 2013 and rules made thereunder and requirements of Regulation 19 and Schedule II, Part D of SEBI (Listing Obligations and Disclosure Requirements) Regulations, 2015.

In case of any subsequent changes in the provisions of the Companies Act, 2013 or any other regulations which makes any of the provisions in the policy inconsistent with the Act or regulations, the provisions of the Act or regulations so amended would prevail over the policy, and the provisions in the policy would be modified in due course to make it consistent with the law.

This policy shall be reviewed by the nomination and remuneration committee as and when changes need to be incorporated in the policy due to changes in regulations or as may be felt appropriate by the committee. Any change or modification in the policy as recommended by the committee requires approval of the Board.

Annexure -VIII contd.,

BOARD DIVERSITY POLICY

Pursuant to Part D(A)(3) of Schedule II of the Securities and Exchange Board of India (Listing Obligations and Disclosure Requirements) Regulations, 2015

1. PURPOSE

The Board Diversity Policy ('the Policy') sets out the approach to diversity in the Board of Vimta Labs Limited (the Company').

Building a Board of diverse and inclusive culture is integral to the success of VIMTA Labs Ltd. Age, gender and professional diversity are areas of strategic focus to the composition of our Board. The Board considers that its diversity, including gender diversity, is a vital asset to the business.

The Company believes that a diverse Board will contribute to the achievements of its vision and strategic objectives, including to:

- Drive business results;
- Make corporate governance more effective;
- Enhance quality and responsible decision making capability;
- Ensure sustainable development; and
- Enhance the reputation of the Company.

Company has approved and adopted this Policy as formulated in compliance with SEBI (Listing Obligations and Disclosure Requirements) Regulations, 2015 ("the Listing Regulations") and provisions of the Companies Act, 2013 ("the Act"), at its meeting held on 12th May 2022, being the effective date of the Policy.

2. SCOPE

The Policy applies specifically to the Board and excludes diversity in relation to employees of the Company.

3. POLICY STATEMENT

Company recognizes and embraces the benefits of having a diverse Board and sees increasing diversity at Board level as an essential element in achieving a sustainable development and a competitive advantage.

A truly diverse Board will include and make good use of differences in the skills, industry experience and expertise, background, gender and other distinctions among Directors. These differences shall be considered in determining the optimum composition of the Board and when possible, shall be balanced appropriately on need basis.

The Nominations and Remuneration Committee ('the Committee') reviews and assesses Board's composition on behalf of the Board and recommends the appointment of Directors as follows:

- In reviewing Board composition, the Committee will consider the benefits of all aspects of diversity including, but not limited to, those described above, to enable the Board to discharge its duties and responsibilities effectively.
- In identifying suitable candidates for appointment to the Board, the Committee will consider candidates on merit against objective criteria and with due regard for the benefits of diversity on the Board.

4. MEASURABLE OBJECTIVES

The Board shall have an optimum combination of Executive, Non-Executive and Independent directors in accordance with requirements of the Articles of Association of the Company, the Companies Act, 2013, Securities and Exchange Board of India (Listing Obligations and Disclosure Requirements) Regulations, 2015 and the statutory, regulatory and contractual obligations of the Company.

Selection of candidates will be based on a range of diversity perspectives, including but not limited to gender, age, educational background, professional experience, skills and knowledge. The ultimate decision will be based on merit and contribution that the selected candidates will bring to the Board.

5. MONITORING AND REPORTING

Nomination and Remuneration Committee shall monitor and report compliance to this policy to the Board and ensure compliance with Section 178 of the Companies Act, 2013 read along with applicable rules thereto and Clause 49 under Listing Agreement effective from 1st October, 2014. This committee is (among other things) responsible for:

- Formally assessing the appropriate mix of diversity, skills, experience and expertise required on the Board and assessing the extent to which the required skills are represented on the Board;
- Making recommendations to the Board in relation to Board succession, including the succession of the



Annexure -VIII contd.,

Chairman, to maintain an appropriate mix of Diversity, skills, experience and expertise on the Board;

- To recommend to the Board the appointment and removal of Senior Management;
- To recommend to the Board on (i) policy relating to remuneration for Directors, Key Managerial Personnel and Senior Management and (ii) Executive Directors remuneration and incentive and
- Reviewing and reporting to the Board in relation to Board Diversity.

As part of the annual performance evaluation of the effectiveness of the Board, Board Committees and individual Directors, the balance of skills, experience, independence, knowledge and how the Board works together as a unit, and other factors relevant to its effectiveness would be considered.

The Nomination and Remuneration Committee will report to the Board on any initiatives undertaken and progress made by the Committee in relation to Board Diversity and to achieve the measurable objectives.

The Nomination and Remuneration Committee will report annually, in the Corporate Governance Report, on the Board's composition under diversified perspectives, and monitor the implementation of the Policy.

The effective implementation of this policy requires that shareholders are able to judge for themselves whether the Board as constituted is adequately diverse. To this end, Company shall continue to provide sufficient information to shareholders about the size, qualifications and characteristics of each Board Member.

6. REVIEW OF THE POLICY

The Committee will review the Policy as may be deemed necessary, discuss any revisions that may be required and recommend the same to the Board for approval.

7. DISCLOSURE OF THE POLICY

The Policy will be published on the Company's website for public information. The Policy together with the composition of the Board and the size, qualifications and characteristics of each Board Member will be disclosed in the Corporate Governance Report annually.

8. POLICY GOVERNANCE

Approved by: The Board

Responsibility for document management: Managing Director & Company Secretary.

Place : Hyderabad
Date : 18th May 2024

Dr Sivalinga Prasad Vasireddi
Executive Chairman
(DIN:00242288)

Annexure – IX

Form No. AOC-2

(Pursuant to clause (h) of sub-section (3) of section 134 of the Act and Rule 8(2) of the Companies (Accounts) Rules, 2014).

Form for disclosure of particulars of contracts/arrangements entered into by the company with related parties referred to in sub-section (1) of section 188 of the Companies Act, 2013 including certain arm's length transactions under third proviso thereto.

1. Details of contracts or arrangements or transactions not at arm's length basis.

Sl. No.	Name(s) of the related party and nature of relationship	Nature of contracts/ arrangements/ transactions	Duration of the contracts/ arrangements/ transactions	Salient terms of the contracts or arrangements or transactions including the value, if any	Justification for entering into such contracts or arrangements or transactions	Date(s) of approval by the Board	Amount paid as advances, if any	Date on which the special resolution was passed in general meeting as required under first proviso to section 188
There were no contracts or arrangements or transactions entered into during the year ended 31 st March 2024, which were not at arm's length basis.								

2. A. Details of material contracts or arrangement or transactions at arm's length basis.

Sl. No.	Name of the related party and nature of relationship	Nature of Contracts/ arrangements/ transactions	Duration of Contracts/ arrangements/ transactions	Salient terms of the contracts or arrangements or transactions including the value; if any;	Date of approval by the Board/ Shareholders, if any.	Justification For entering into Contract/ Arrangement
1	Mr. Sireesh Chandra Vungal Son of Executive Director– Operations of the Company.	Appointment to office or place of profit: Present capacity as, Vice President- Information Technology.	w.e.f., 1 st October 2019	Approval given by the Shareholders by Special Resolution to pay not Exceeding ₹ 7,00,000/- per month	Shareholders' Approval Dated 27 th July 2019	Commensurate with Qualification and experience an amount of ₹ 5,97,726/- p.m. including perquisites is being paid within the limits approved by shareholders.



Annexure -IX contd.,

B. Details of contracts or arrangement or transactions at arm's length basis.

(₹ in millions)

Sl. No.	Name of the related party and nature of relationship	Nature of Contracts/ arrangements/ transactions	Duration of Contracts/ arrangements/ transactions	Salient terms of the contracts or arrangements or transactions including the value; if any;	Date of approval by the Board/ Shareholders, if any	Justification For entering into Contract/ Arrangement
1	Mr. Harriman Vungal Owner of the property is Executive Director– Operations of the Company	Leasing of property Residential property obtained on lease for office purpose.	2 years w.e.f., 1 st April 2022	₹ 14,000/- per month	12 th May 2022	Lease Rentals are at prevailing market rates. Lease rentals to be paid for the year @ ₹ 14,000/- p.m. The same was discounted for the year 2023-24 and only ₹ 3,000/- p.m. was paid during the year.
2	Bloomedha Info Solutions Private Limited Relative of Managing Director & Chairman of the Company.	IT Services	Ongoing, w.e.f., 03 rd May 2023	Services received for ₹ 2.61 million during the year	03 rd May 2023	Commensurate with market.
3	Covide Business Integrated Private Limited Relative of Executive Director – Operations of the Company.	IT Services	Ongoing, w.e.f., 03 rd May 2023	Services received for ₹ 0.03 million during the year	03 rd May 2023	Commensurate with market.
4	Avanti Frozen Foods Private Limited Ms. Y Prameela Rani is the independent Director of the Company.	Testing Services	Ongoing, w.e.f., 03 rd May 2023	Services provided for ₹ 0.16 million during the year.	03 rd May 2023	Commensurate with market.

Annexure -IX contd.,

Sl. No.	Name of the related party and nature of relationship	Nature of Contracts/ arrangements/ transactions	Duration of Contracts/ arrangements/ transactions	Salient terms of the contracts or arrangements or transactions including the value; if any;	Date of approval by the Board/ Shareholders, if any	Justification For entering into Contract/ Arrangement
5	Krishna Institute of Medical Sciences Limited Ms. Y Prameela Rani is the independent Director of the Company.	Testing Services	Ongoing, w.e.f., 03 rd May 2023	Services provided for ₹ 0.99 million during the year.	03 rd May 2023	Commensurate with market.
6	Escientia Biopharma Private Limited Dr. Yadagiri R Pendri is the Director of the Company.	Testing Services	Ongoing, w.e.f., 03 rd May 2023	Services provided for ₹ 1.33 million during the year.	03 rd May 2023	Commensurate with market.
7	Escientia Advanced Sciences Private Limited Dr. Yadagiri R Pendri is the Director of the Company.	Testing Services	Ongoing, w.e.f., 28 th July 2023	Services provided for ₹ 6.40 million during the year	28 th July 2023	Commensurate with market.
8	Eurofins Analytical Services India Entity holding 10% or more Equity Shares	Testing Services	Ongoing, w.e.f., 03 rd May 2023	Services received for ₹ 2.15 million during the year	03 rd May 2023	Commensurate with market.



Sl. No.	Name of the related party and nature of relationship	Nature of Contracts/ arrangements/ transactions	Duration of Contracts/ arrangements/ transactions	Salient terms of the contracts or arrangements or transactions including the value; if any;	Date of approval by the Board/ Shareholders, if any	Justification For entering into Contract/ Arrangement
9	Eurofins DiscoverX Products, LLC Entity holding 10% or more Equity Shares	Testing Services	Ongoing, w.e.f., 03 rd May 2023	Services received for ₹ 12.08 million during the year	03 rd May 2023	Commensurate with market.
10	Emtac Laboratories Private Limited Wholly owned subsidiary.	Testing Services	Ongoing, w.e.f., 03 rd May 2023	Services provided for ₹ 47.21million during the year.	03 rd May 2023	Commensurate with market.
11	Ms. Praveena Vasireddi Daughter of Executive Chairman of the Company and sister of Managing Director of the Company	Appointment to office or place of profit: Present capacity as: General Manager– Infrastructure Planning & Development.	w.e.f., 28 th June 2023	Appointed on a Monthly remuneration not exceeding ₹ 3,50,000/- per month An amount of ₹ 2,30,093/- p.m. including perquisites is being paid.	28 th June 2023	Commensurate with Qualification and experience
12	Ms. Sudeshna Vungal Daughter of Executive Director– Operations of the Company	Appointment to office or place of profit: Present capacity as: General Manager– Quality Assurance.	w.e.f., 28 th June 2023	Appointed on a Monthly remuneration not exceeding ₹ 3,50,000/- per month An amount of ₹ 2,52,000/- p.m. including perquisites is being paid.	28 th June 2023	Commensurate with Qualification and experience

Place : Hyderabad
Date: 18th May 2024

Dr. Sivalinga Prasad Vasireddi
Executive Chairman
(DIN:00242288)

Annexure – X

Conservation of Energy, Technology Absorption, Foreign Exchange Earnings and Outgo

Information on Conservation of Energy, Technology Absorption, Foreign Exchange earnings and outgo (forming part of the Board's Report for the year ended 31st March, 2024).

A. Conservation of energy

The Company is engaged in testing of various products and materials and different types of techno-scientific tests are carried out depending on the nature of material as per required specifications and standards. Testing is performed using different instruments. It may be that a particular material needs to be tested on different instruments for various parameters simultaneously as required by the customer. Most of the test equipment are microprocessor based and draw only requisite power. Power is drawn by different equipment from a common source in the Lab. Besides this, generator and UPS are used as back-up sources.

a) Energy Conservation Measures Taken:

Designed and installed an efficient power distribution system to utilize the power at optimum level of requirement;

The Laboratory buildings are designed in such a way that during daytime no artificial lighting is needed in most areas in the labs. Further, energy conservation is effected through replacement of light fixtures with LED lights.

- b) Additional investment and proposals, if any, being implemented for reduction of consumption of energy: Additional investments were made during the year by replacing the HVAC chillers with centrifugal chillers; using variable frequency drives (VFDs) in AHUs and installing jumbo fans in common areas for efficient cooling. Further, the STP technology is upgraded and treated water is utilised for water cooled cooling towers connected to chillers. This is leading to conservation of approximately 70 KL of water per day.

- c) Impact of the measures in (a) and (b) above for the reduction of energy consumption and consequent impact on the cost of production of goods: The energy consumption is reduced to the barest minimum with the current infrastructure.
- d) Total energy consumption and energy consumption per unit of production: Furnishing of these particulars is not applicable to the Company.
- e) Green building certification: The preclinical research building at Life Sciences facility at Genome Valley, Hyderabad of the Company has been awarded gold rating by Indian Green Building Council (IGBC). The award testifies to the Company's efforts for reduction of energy consumption, reduced water consumption and limited waste generation.
- f) Capital investment made on energy conservation equipment during the year is ~ ₹ 15 million.

B. Technology Absorption

The tests/studies are carried out as per the prescribed national/international Standards and regulations. The Company undertakes contract research projects for the sponsors as per national and international standards, guidelines and regulations such as ISO, ICH, GCP, GLP and cGMP.

C. Foreign exchange earnings and outgo

During the financial year, the Company has earned foreign exchange of ₹ 844.99 Million (previous year ₹ 854.80 Million). The Company's foreign exchange outgo was of ₹ 154.02 Million (previous year ₹ 190.44 Million) on import of capital goods, software, chemicals, consumables & reference standards, travel expenditure, professional charges etc

Place : Hyderabad
Date : 18th May 2024

Dr Sivalinga Prasad Vasireddi
Executive Chairman
(DIN:00242288)

CORPORATE GOVERNANCE REPORT

[Pursuant to Schedule V (C) of the Securities and Exchange Board of India (Listing Obligations and Disclosure Requirements) Regulations 2015 ('Listing Regulations')]

I. COMPANY'S PHILOSOPHY ON CORPORATE GOVERNANCE

Vimta Labs Limited's ("Vimta" or "the Company") Corporate Governance philosophy stems from the belief that Corporate Governance is a key element in improving efficiency and growth as well as enhancing investor confidence. Company also believes that Corporate Governance goes beyond regulatory requirement, and has laid strong emphasis on transparency, accountability, responsibility, fairness, integrity, consistent value systems and delegation across all of its operations.

II. BOARD OF DIRECTORS

i. Composition

The Company's Board has an optimum combination of executive and non-executive Independent Directors. Out of the total strength of the Board, Currently four members are executive including, Dr. S. P Vasireddi who was appointed as executive chairman w.e.f., 01.07.2023 and other four members are non-executive independent Directors. The Independent Directors on the Board are senior, competent and highly qualified from different fields. Two of the Board members are Women Directors. Active participation of the Independent Directors does add value in the decision-making process of the Board.

ii. Attendance and other Directorships

During the year ended 31st March 2024, the Board of Directors met six times. These meetings were held on 03rd April 2023; 03rd May 2023; 28th July 2023; 30th October 2023; 31st January 2024 and 30th March 2024 with a gap not exceeding one hundred and twenty days between any two meetings.

The details of the Board of Directors including their attendance at the meetings of Board and shareholders, directorships/ chairmanships/memberships on the Boards/Committees of other Companies and names of the listed entities where the person is a Director and the category of directorship as required under Regulation no. 34 read with schedule V of Listing Regulations are as below:

iii. Particulars of Attendance and other Directorships

Name	Category	No. of Board Meetings		Attendance at the last AGM 28 th June 2023	No. of Directorships in other Companies		Chairmanships/ memberships in other Companies		Name of other listed entities where he/ she is a director and the category of directorship
		Held	Attended		Private	Public	Chairmanship	Membership	
Dr. S P Vasireddi	Promoter, Executive Chairman	6	6	Yes	-	-	-	-	-
Ms. Harita Vasireddi	Managing Director	6	6	Yes	1	1	-	1	Avantel Limited, Independent Director
Mr. Harriman Vungal	Promoter & Executive Director – Operations	6	6	Yes	-	-	-	-	-
Mr. Satya Sreenivas Neerukonda	Executive Director	6	6	Yes	1	-	-	-	-

Name	Category	No. of Board Meetings		Attendance at the last AGM 28 th June 2023	No. of Directorships in other Companies		Chairmanships/ memberships in other Companies		Name of other listed entities where he/ she is a director and the category of directorship
		Held	Attended		Private	Public	Chairmanship	Membership	
Ms. Y Prameela Rani	Independent Non-Executive Director	6	6	Yes	6	2	-	1	Krishna Institute of Medical Sciences Limited, Independent Director
Mr. Gutta Purnachandra Rao	Independent Non-Executive Director	6	6	Yes	-	-	-	-	-
Mr. Sanjay Dave	Independent Non-Executive Director	6	6	Yes	-	-	-	-	-
Dr. Yadagiri R Pendri	Independent Non-Executive Director	6	4	Yes	3	-	-	-	-

The directorships held by Directors in other Companies, as mentioned above do not include directorships in Foreign Companies and Companies Registered under Section 8 of the Companies Act, 2013.

None of the Directors on the Board are a member on more than 10 Committees, and Chairman of more than 5 Committees, across all the companies in which they are Directors. None of the Directors hold office in more than 10 public companies, and none of the Directors serve as Independent Director in more than seven listed companies.

iv. Disclosure of relationships between Directors inter-se

- Dr. Sivalinga Prasad Vasireddi-Executive Chairman: Ms. Harita Vasireddi-Managing Director is daughter of Dr. Sivalinga Prasad Vasireddi.
- Ms. Harita Vasireddi-Managing Director: Dr. Sivalinga Prasad Vasireddi-Executive chairman is father of Ms. Harita Vasireddi.

Except as mentioned above, none of the Directors are related to each other.

v. Number of Shares and convertible instruments held by Non-Executive Directors:

None of the Non-Executive Directors of the Company are holding any equity shares or convertible instruments as on 31st March 2024.

vi. Familiarization programmes imparted to Independent Directors:

Board based on the recommendation of the Nomination and Remuneration Committee conducts familiarization programme for Independent Directors to provide them an opportunity to familiarize with the Company, its management, and its operations so as to gain a clear understanding of their roles and responsibilities in relation to the business of the Company. They have full opportunity

to interact with Senior Management personnel and are provided all documents required and sought by them for enabling them to have a good understanding of the Company, its various operations, and the industry of which it is a part. The initiatives undertaken by the Company in this respect have been disclosed on the website of the Company, which can be accessed at <https://vimta.com/wp-content/uploads/Familiarization-Programmes-imparted-to-Independent-Directors-up-to-2023-2024.pdf>

vii. List of core skills/expertise/competencies identified for the Board of Directors are as under:

1. Knowledge of the industry and environment (s) in which the Company is doing business. Ability to assess and manage strategic and operational risks including but not limited to regulatory and legal risks.
2. Ability to communicate expectations and concerns in a constructive manner and develop meaningful interpersonal relationships with other Board members and executive management.
3. Experience and knowledge of Board governance practices. Clear understanding of roles and responsibilities of the Board of a Company and responsibilities as a Director of the Company.
4. Good understanding of financial reporting and the accounting and control practices required to manage financial risks.
5. Technology expertise with knowledge of current and emerging technologies.
6. Commitment to the Company, its culture, values and people; displaying a commitment to the Board and the role individual Directors play in ensuring overall Board effectiveness.



Competency Matrix of Board of Directors as on 31st March 2024

Name of the Director	Core Skills/ Expertise/Competency
Dr. Sivalinga Prasad Vasireddi	Founder, visionary leadership, domain expertise in CRO & TIC industries, management & strategy, financial acumen and corporate governance.
Ms. Harita Vasireddi	Business planning, management & strategy delivery, quality management systems, operations management & planning, corporate governance.
Mr. Harriman Vungal	Operational management, planning and general management & regulatory, corporate governance.
Mr. Satya Sreenivas Neerukonda	Business development and Strategy, creative, strong communication and negotiation skills, problem solving skills, corporate governance.
Ms. Y Prameela Rani	Banking, credit management, general management, foreign exchange, strong financial acumen, corporate governance.
Mr. Purnachandra Rao Gutta	Chartered accountant, internal and statutory auditing, incorporation matters, project financing, internal financial controls and MIS, corporate governance.
Mr. Sanjay Dave	Expert on food safety standards, public sector policy, strategy and administration, strong scientific and policy level influence with national and international bodies, corporate governance.
Dr. Yadagiri R Pendri	Science & engineering domain expertise in pharmaceutical manufacturing, pharma industry domain expertise, researcher, strategist, business management & leadership, financial acumen, corporate governance.

viii. Confirmation of Independence

Company has received declarations from all the Independent Directors confirming that they meet the criteria of independence as prescribed in Securities and Exchange Board of India (Listing Obligations and Disclosure

Requirements) Regulations, 2015. In the opinion of the Board, the independent Directors fulfil the conditions of independence criteria as specified in Securities and Exchange Board of India (Listing Obligations and Disclosure Requirements) Regulations, 2015 and are independent from the management.

III. DETAILS OF DIRECTORS PROPOSED FOR APPOINTMENT AND REGULARISATION OF APPOINTMENT AT THE ANNUAL GENERAL MEETING

Dr. S P Vasireddi,

Dr. S P Vasireddi, Executive Chairman shall retire by rotation and being eligible, seeks re appointment. The details of Director are as follows:

Dr. S P Vasireddi has over 46 years of experience in laboratory and contract research organization's management. He is the founder and has been its Chairman & Managing Director up to 14.07.2013. Subsequently, he was designated as Executive Chairman w.e.f. 01.07.2023.

Given his rich knowledge and experience he is/has been nominated as a member on the Advisory/ Governing Boards of several apex scientific bodies of the country. His present/past associations include:

- Member of Central Advisory Committee – Food Safety & Standards Authority of India (FSSAI).
- Member of the Governing Board of NABL.
- Chairperson – NABL, Risk Management Committee.
- Member of National Committee – CII National Committee on Drugs and Pharmaceuticals.
- Member of Research Council –National Physical Laboratories, India.
- Chairman of Calibration Committee – National Physical Laboratories, India.

Further, he has been instrumental in setting up a centre of excellence VIMTA-UNIDO South Cooperation Training Centre.

IV. COMMITTEES OF THE BOARD

Currently, there are four Board Committees – The Audit Committee, Nomination and Remuneration Committee, Stakeholders Relationship Committee and Corporate Social Responsibility Committee. The terms of reference of the Board Committees are determined by the Board from time to time. Meetings of each Board, Committee is convened by the Chairperson of the respective Committees.

The terms of reference, role, and composition of these Committees, including the number of meetings held during the financial year and the related attendance is provided below:

i. Audit Committee

a) Terms of Reference

The terms of reference of the Audit Committee are as per the guidelines set out in Regulation 18 (3) of SEBI (Listing Obligations and Disclosure Requirements) Regulations, 2015 and Section 177 of the Companies Act, 2013. The Committee is mainly responsible for:

- Monitoring of the Company’s financial reporting process, disclosure of its financial information and to ensure the correctness & credibility of the financial statements;
- Recommending the appointment, remuneration and terms of appointment of statutory, internal and cost auditors of the Company;
- Reviewing with the Management, the quarterly and annual financial statements and auditor’s report thereon before submission to the board for its approval;
- Reviewing and monitoring the auditor’s independence and performance, and effectiveness of audit process;
- Reviewing and providing its recommendations to the board w.r.t., transactions of the Company with related parties;
- Evaluation of internal financial controls and risk management systems;
- Reviewing with the Management, performance of statutory and internal auditors and the adequacy of the internal control systems;
- Reviewing the findings of any internal investigations by the internal auditors into matters where there is suspected fraud or irregularity or a failure of internal control systems of a material nature and reporting the matter to the board;
- Discussing with statutory auditors before the audit commences, about the nature and scope of audit as well as post-audit discussion to ascertain any area of concern; and
- Reviewing the functioning of the Whistle Blower mechanism.

b) Composition

The Committee comprises of three members who are non-executive Independent Directors of the Company. Composition of the Committee: Mr. Purnachandra Rao Gutta is the Chairman, Ms. Prameela Rani Yalamanchili and Mr. Sanjay Dave are members of the Committee for the year under review.

c) Meetings and Attendance

During the year ended 31st March 2024 the Audit Committee

met five times. These meetings were held on 03rd May 2023; 28th July 2023; 30th October 2023; 31st January 2024 and 30th March 2024.

Name of the member	Meetings held	Attendance
Mr. G Purnachandra Rao	5	5
Ms. Y Prameela Rani		
Mr. Sanjay Dave		

All the members of the Audit Committee are financially literate and have expertise in accounting/financial management.

Ms. Harita Vasireddi, Managing Director, Mr. Satya Sreenivas Neerukonda, Executive Director, Mr. D.R. Narahai Naidu, Chief Financial Officer, Mr. G Srinivasa Rao, Partner of M/s Gattamaneni & Co, Statutory Auditors and Mr. Chaitanya V, Partner of M/s Chaitanya V & Associates, Internal Auditors of the Company are invitees to the meetings of the Audit Committee. Ms. Sujani Vasireddi, Company Secretary of the Company acts as the Secretary of the said Committee.

ii. Nomination and Remuneration Committee

a) Terms of Reference

The role of the Committee is to formulate criteria for determining qualifications, positive attributes and independence of an Independent Director and recommend to the Board a policy, relating to the remuneration of the Directors, key managerial personnel and other senior level employees of the Company. The Company Secretary of the Company acts as the Secretary of the said Committee.

b) Composition

The Committee comprises of three non-executive Independent Directors. Composition of the Committee: Mr. Sanjay Dave is the Chairman, Mr. G Purnachandra Rao and Ms. Y Prameela Rani are Members of the Committee.

c) Meetings & Attendance

During the year ended 31st March 2024 the Nomination and Remuneration Committee met four times. These meetings were held on 28th April 2023; 28th July 2023; 30th October 2023 and 31st January 2024.

Name of the member	Meetings held	Attendance
Mr. Sanjay Dave	4	4
Mr. G Purnachandra Rao		
Ms. Y Prameela Rani		

d) Remuneration Policy

The Committee has laid down a policy on the Nomination and Remuneration of Directors, key managerial personnel and other employees of the Company at senior level. The



said policy is in line with the provisions of Section 178(4) of the Companies Act read with rules made thereunder, and Regulation 19 of SEBI (Listing Obligations and Disclosure Requirements) Regulations, 2015. The objectives and purpose of this policy are;

- To formulate the criteria for determining qualifications, positive attributes of a Director, key managerial personnel and other senior level employees of the company and
- To formulate remuneration principles for the Directors, key managerial personnel and other senior level employees of the Company.

e) Selection of new Directors

Based on recommendations of the Nomination and Remuneration Committee, the Board will select new Directors for induction to the Board. Before its recommendations, the committee will carry out the screening and selection process for new Directors.

f) Performance evaluation mechanism

It is the responsibility of the Board to monitor and review the board evaluation framework. The nomination and remuneration committee formulates the criteria of performance evaluation procedure of the Directors and the Board as a whole. Each Board member is required to evaluate the effectiveness of the Board in terms of its dynamics and relationships, information flow, decision making, relationship to stakeholders, Company performance, Company strategy and the effectiveness of the whole Board and its various committees.

The performance indicators for broadly evaluating the individual/independent Directors are:

- Their ability to contribute and monitor the implications of Company’s corporate governance practice.
- Their ability to contribute by introducing best practices of the industry and to address top-management issues.
- Their active participation in long-term strategic planning.
- Their commitment to the fulfilment of obligations as a Director, fiduciary responsibilities and participation in Board and committee meetings.

g) Performance Evaluation Criteria for Independent Directors

The key areas of evaluation of individual Directors, including Independent Directors are knowledge of business, diligence and preparedness, effective interaction with others, constructive contribution to discussion and strategy, concern for stakeholders, attentiveness to the internal control’s mechanism and ethical conduct.

h) Details of remuneration paid to the Directors during the year

(₹ In Millions)

Name of the Director	Salary	Commis- sion	Sitting Fee	Total
Dr. Sivalinga Prasad Vasireddi* <i>*w.e.f. 1st July 2023</i>	15.12	Nil	Nil	15.12
Ms. Harita Vasireddi	13.44	Nil	Nil	13.44
Mr. Harriman Vungal	13.44	Nil	Nil	13.44
Mr. Satya Sreenivas Neerukonda	13.44	Nil	Nil	13.44
Ms. Prameela Rani Yalamanchili	Nil	Nil	0.28	0.28
Mr. Purnachandra Rao Gutta	Nil	Nil	0.28	0.28
Mr. Sanjay Dave	Nil	Nil	0.28	0.28
Dr. Yadagiri R Pendri	Nil	Nil	Nil	Nil

Note:

1. Salary includes Basic Salary, Contribution to Funds, Perks and Allowances. During the year the whole-time Directors were paid remuneration under the provisions of Schedule V Part II Section II of the Companies Act, 2013 as amended to date.
2. During the Financial Year 2023-2024, there are no pecuniary relationships or transactions of the Non-Executive Directors vis-à-vis the Company.
 - No payments were made to Non-Executive/ Independent Directors other than sitting fee as detailed herein above.
 - None of the Independent Directors are holding shares of the Company.
 - Sitting fees for each Committee and Board Meetings viz., ₹ 10,000/- (Rupees Ten Thousand Only) and ₹ 25,000/- (Rupees Twenty-Five Thousand Only) respectively, are paid to Non- Executive Independent Directors.

iii. Stakeholders’ Relationship Committee

a) Terms of Reference

The terms of reference of the Stakeholders’ Relationship Committee are as under:

1. Redressal of grievances of shareholders;
2. Transfer and transmission of securities;
3. Dealing with complaints related to transfer of shares, non-receipt of declared dividend, non-receipt of Balance Sheet etc.;
4. Issuance of duplicate share certificates;
5. Review of dematerialization of shares and related matters; and

6. Performing various functions relating to the interests of shareholders/investors of the Company as may be required under the provisions of the Companies Act, 2013, Listing Agreement with the Stock Exchanges and regulations/guidelines issued by the SEBI or any other regulatory authority.

In order to expedite the process and for effective resolution of grievances/ complaints, the Committee has delegated powers to the Registrar and Share Transfer Agents i.e., M/s. CIL Securities Limited., to redress all complaints/ grievances/ enquiries of the shareholders/investors. It redresses the grievances/ complaints of shareholders/ investors under the supervision of Company Secretary & Compliance Officer of the Company.

b) Composition

The Committee comprises of three non-executive Independent Directors. Composition of the Committee: Ms. Y Prameela Rani is the Chairperson, Mr. G Purnachandra Rao and Mr. Sanjay Dave are Members of the Committee.

c) Meetings & Attendance

During the year ended 31st March 2024 the Stakeholder Relationship Committee met four times. These meetings were held on 28th April 2023; 28th July 2023; 30th October 2023 and 31st January 2024.

Name of the member	Meetings held	Attendance
Ms. Y Prameela Rani	4	4
Mr. G Purnachandra Rao		
Mr. Sanjay Dave		

Ms. Sujani Vasireddi is the Company Secretary and Compliance Officer of the Company. The Board has authorised her to approve share transfers/transmission and comply with other formalities in relation thereto.

The details of shareholders' complaints received and resolved during the financial year ended March 31, 2024 are given in the table below:

Particulars	No. of Complaints
Number of shareholders' complaints received during the Financial Year	Nil
Number of shareholders' complaints solved to the satisfaction of shareholders during the Financial Year	Nil
Number of pending shareholders' complaints as at March 31, 2024	Nil

The Company is in compliance with the SCORES, which was initiated by SEBI for processing investor complaints

through centralized web-based redressal system and online redressal of all the shareholders' complaints. There were no outstanding complaints as on 31st March 2024.

As mandated by SEBI, the quarterly reconciliation audit of Share Capital, highlighting the reconciliation of total admitted capital with National Securities Depository Limited (NSDL) and Central Depository Services (India) Limited (CDSL) vis-à-vis the total issued and listed capital is being carried out by a Practicing Company Secretary. This Audit confirms that the total issued, and paid-up capital is in agreement with the total number of shares held in physical and dematerialized form with NSDL and CDSL.

As on 31st March, 2024, 2,19,85,904 Equity Shares of ₹2/- each representing 99.17% of the total no. of shares are in dematerialized form.

iv. Corporate Social Responsibility (CSR) Committee

a) Terms of Reference – Philosophy

Vimta believes that business enterprises are economic organs of society and to be a truly value adding organization, Vimta should not only deliver quality scientific services but also directly nurture the society and its environment in a scale that is appropriate to its economics. In line with this belief, Vimta carries out CSR activities to build a better, sustainable way of life for the weaker/ needy sections of society. Programmes, projects and activities (collectively known as "CSR Programmes") are independent of the normal business activities of Vimta.

b) Composition

The Committee comprises of two executive Directors and one non-executive Independent Director. Composition of the Committee: Ms. Harita Vasireddi is the Chairperson, Mr. Harriman Vungal and Mr. Sanjay Dave are the Members of the Committee.

c) Meetings & Attendance

During the year ended 31st March 2024 the Corporate Social Responsibility Committee met two times. These meetings were held 28th April 2023 and 23rd January 2024.

Name of the member	Meetings held	Attendance
Ms. Harita Vasireddi	2	2
Mr. Harriman Vungal		
Mr. Sanjay Dave		

V. SENIOR MANAGEMENT

Particulars of Senior Management including the changes therein since the close of the previous Financial Year till the date of reporting.

Sr. No.	Name	Designation
1	S. Suresh Kumar	President



VI. GENERAL BODY MEETINGS

a) Location and time, of previous three Annual General Meetings:

The previous three Annual General Meetings were held through Video Conference which are deemed to be held at Registered Office of the Company i.e., Plot No. 142, IDA Phase-II, Cherlapally, Hyderabad, Telangana - 500051 as detailed below:

Sl. No.	For F/Y	AGM Detail	Date	Time
1.	2022-23	33 rd AGM	28.06.2023	10:00 a.m.
2.	2021-22	32 nd AGM	25.06.2022	10:00 a.m.
3.	2020-21	31 st AGM	05.07.2021	10:00 a.m.

b) Special resolutions passed in the previous three Annual General Meetings:

Previous AGM held on 28th June 2023 passed a special resolutions for Approval of Appointment of Dr. S P Vasireddi (DIN: 00242288) as Executive Chairman of the Company for a period of 3 years.

32nd AGM held on 25th June 2022 passed special resolutions for Approval for Re-appointment of Ms. Y Prameela Rani (DIN: 03270909) as an Independent Director of the Company; Approval for payment of remuneration to Ms. Harita Vasireddi (DIN: 00242512) Managing Director of the Company and Approval for revision of payment of remuneration to Mr. Satya Sreenivas Neerukonda (DIN: 00269814) Executive Director of the Company.

31st AGM held on 5th July 2021 passed a special resolution for Re-appointment of Mr. Harriman Vungal (DIN 00242621) as “Executive Director – Operations” of the Company, and Approval of “Vimta Labs Employee Stock Option Plan 2021” and grant of stock options to the Eligible Employees/ Directors of the Company under the Scheme.

c) Postal Ballot conducted during the year:

During the financial year 2023-24, members of the company have approved the resolution, stated in the below table by requisite majority, by means of Postal ballot, through Electronic Voting (e-voting). The Postal Ballot Notice dated 31st January 2024 was sent in electronic form to the members whose e-mail addresses were registered with the Company/ respective Depository Participants.

The Company had published a notice in the newspaper on 24th February 2024 in Financial Express (all edition) and Andhra Prabha (Hyderabad edition) in compliance with the provisions of the Companies Act, 2013 and Secretarial Standard – 2. The voting period commenced from at 09:00 A.M. (IST) on Monday, 26th February 2024 and ended at 05:00 P.M. (IST) on Tuesday, 26th March 2024. The voting rights of members were reckoned on the paid-up value of shares registered in the name of member/beneficial owner (in case of electronic shareholding) as on Friday, 16th February 2024.

The resolution was approved by requisite majority on Tuesday, 26th March 2024.

The details of the voting pattern are given below:

Description of Resolution as given in the Postal Ballot Notice	Type of Resolution	Particulars of Votes cast					
		Remote E-Voting					
		Votes cast in favour of the resolution		Votes cast against the resolution		Invalid Votes	
		No.	%	No.	%	No.	%
Re-appointment of Mr. Purnachandra Rao Gutta (DIN: 00876934) as an Independent Director of the Company.	Special	8592031	93.57	590230	6.43	0	0
Re-appointment of Mr. Sanjay Dave (DIN: 08450232) as an Independent Director of the Company.	Special	8592023	93.57	590238	6.43	0	0
Re-appointment of Ms. Harita Vasireddi (DIN 00242512) as “Managing Director” of the Company.	Special	8592133	93.57	590128	6.43	0	0
Re-appointment of Mr. Harriman Vungal (DIN 00242621) as “Executive Director – Operations” of the Company	Special	8137931	88.63	1044328	11.37	2	0
Re-appointment of Mr. Satya Sreenivas Neerukonda (DIN 00269814) as “Executive Director” of the Company	Special	8137753	88.62	1044508	11.38	0	0

d) Person who conducted the postal ballot exercise

The Board had appointed Mr. Datla Hanumanta Raju, (FCS:4044; CP: 1709) and in his absence Ms. Shaik Razia, (FCS: 7122; CP: 7824), Practicing Company Secretaries and Partners of M/s. D. Hanumanta Raju & Co, Company Secretaries, Hyderabad, as scrutinizer for conducting the postal ballot and e-voting process in a fair and transparent manner. The Company has engaged the services of Central Depository Services (India) Limited (“CDSL”) to provide the remote e-voting facility to its members. Ms. Shaik Razia, (FCS: 7122; CP: 7824), Practicing Company Secretaries, Partner of M/s. D. Hanumanta Raju & Co, Company Secretaries submitted her report on the postal Ballot to the Executive Chairman on 27th March 2024.

e) Procedure for postal ballot:

In compliance with Sections 108 and 110 and other applicable provisions of the Companies Act, 2013, read with the related Rules and read with MCA circulars, the Company provides electronic voting (e-voting) facility, to all its members. For this purpose, the Company has engaged the services of Central Depository Services (India) Limited (“CDSL”).

The postal ballot notices were sent by email to all the members who have registered their mail id. The Company also publishes a notice in the newspaper declaring the details and requirements as mandated by the Act and applicable rules.

Voting rights are reckoned on the paid-up value of the shares registered in the names of the members as on the cut-off date.

The scrutinizer completes his/her scrutiny and submits his/her report to the Executive Chairman of the Company, and the consolidated results of the voting are announced by the Executive Chairman / authorized officer. The results are also displayed on the Company website, www.vimta.com, besides being communicated to the stock exchanges, and registrar and share transfer agent.

VI. MEANS OF COMMUNICATION

The quarterly, half-yearly and annual results of the Company were published by the Company in the newspapers within 48 hours from the conclusion of the Board meeting.

Annual reports with audited financial statements are sent to the shareholders through permitted mode.

a) Newspapers:

The results have been published by the Company in Financial Express in English version, circulated in Andhra Prabha in the vernacular language in all editions.

b) Analyst/Investor Conference call:

During the year Analyst/Investor Conference call were held on 05th May 2023, 31st July 2023, 30th October 2023 and 01st February 2024.

c) Official news releases:

The Quarterly results, Shareholding Patterns, Official News releases, analysis and information to investors, etc. are displayed on the company’s website: www.vimta.com as well as on the website of the Stock Exchanges where the shares of the Company are listed.

d) Presentations made to institutional investors or to the analysts:

During the year institutional investor meet were held on 01st June 2023, 31st July, 2023, 25th August 2023, 27th September 2023, 11th December 2023, 01st February, 2023, 08th February 2024, 04-06 March, 2024.

e) Website:

The results are displayed on the Company’s website at <https://vimta.com/investors/financial-statements/>

VII. GENERAL SHAREHOLDER INFORMATION

The 34th Annual General Meeting of the Company will be held on 18th July 2024 at 10:00 A.M through Video Conference mode.

- Financial Calendar: 1st April 2024 to 31st March 2025
- First quarter results: On or before 14th August 2024
- Half yearly results: On or before 14th November 2024
- Third quarter results: On or before 14th February 2025
- Fourth quarter/Annual Results: On or before 30th May 2025
- Date of Book Closure: 12th July 2024 to 18th July 2024 (both days inclusive)
- Date of dividend payment: 25th July 2024
- Listing on Stock Exchanges:

Name of the Stock Exchange	Security Code/ Symbol	Address
Bombay Stock Exchange Limited	524394	P J Towers Dalal Street Mumbai - 400 001, India.
National Stock Exchange of India Limited	VIMTALABS	"Exchange Plaza", Bandra Kurla Complex Bandra (E) Mumbai - 400051, India
The ISIN for both NSDL & CDSL is “INE579C01029”		



The Listing fees for the year 2024-2025 has been paid to both the above Stock Exchanges.

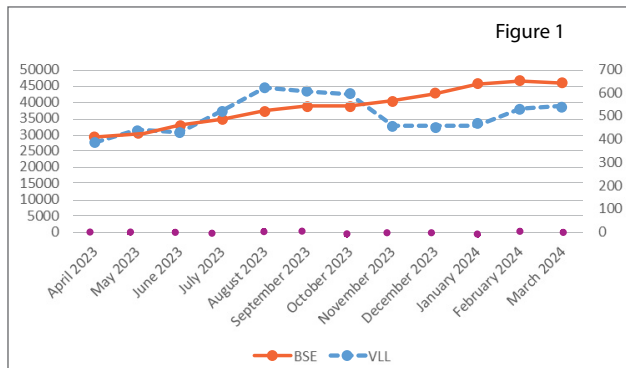
a) Market Price Data & Share Price Performance

High and low prices of Equity Shares during the last financial year 2023-24 at the BSE Limited (BSE) and the National Stock Exchange of India Limited (NSE) are as under:

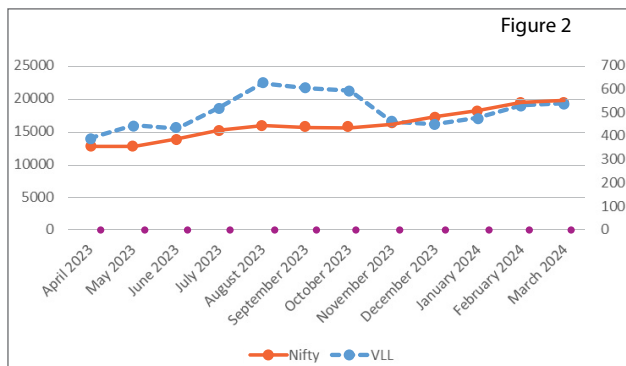
Month	BSE Limited		NSE Limited	
	High	Low	High	Low
April 2023	388.15	317.00	389.40	314.00
May 2023	440.00	365.00	440.50	365.80
June 2023	431.55	388.00	431.90	388.20
July 2023	518.75	385.15	518.70	385.25
August 2023	621.40	441.50	623.15	442.00
September 2023	609.05	531.00	605.00	531.65
October 2023	597.00	435.90	595.95	431.00
November 2023	456.70	398.55	459.40	398.50
December 2023	450.00	390.60	451.00	390.30
January 2024	468.00	400.15	475.00	404.00
February 2024	528.70	448.20	530.00	448.15
March 2024	538.20	429.40	537.00	430.05

b) Performance in comparison to broad-based indices, such as BSE Sensex & Nifty Pharma Index

Comparison of Vimta Labs Limited (VLL) High and BSE High, is given below in Figure 1



Comparison with Vimta Labs Limited (VLL) High and Nifty High, is given below in Figure 2



c) Distribution of Shareholding

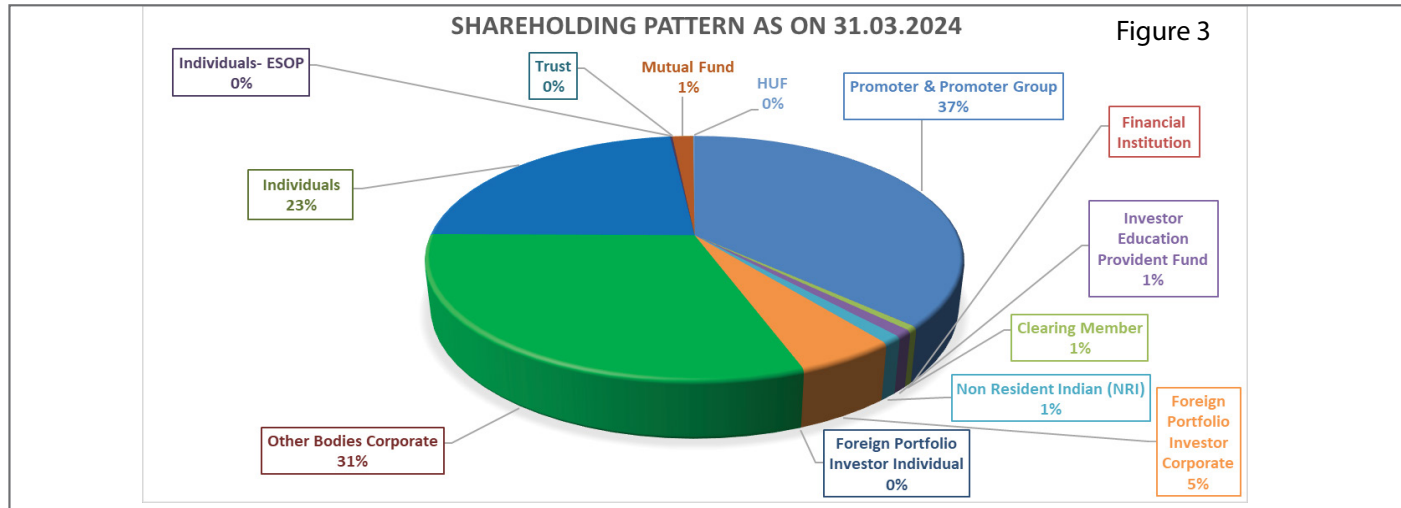
Shareholding distribution as on 31st March 2024

Sl. No.	Nominal value	Amount in ₹	No of Shares	% of Total Capital	No. of Share-holders	% of Total Holders
1	Up to 5000	61,10,778	3055389	13.78	18219	98.22
2	5001 to 10000	12,57,778	628889	2.84	180	0.97
3	10001 to 20000	10,27,612	513806	2.32	67	0.36
4	20001 to 30000	6,24,760	312380	1.41	25	0.13
5	30001 to 40000	4,59,742	229871	1.04	13	0.07
6	40001 to 50000	3,31,824	165912	0.75	7	0.04
7	50001 to 100000	10,56,374	528187	2.38	14	0.08
8	100001 and above	3,34,72,298	16736149	75.49	25	0.13
TOTAL		4,43,41,166	22170583	100.00	18550	100.00

Categories of Shareholders as on 31st March 2024

Sl. No.	Category of Shareholders	No. of Shares	Percentage
1	Promoter & Promoter Group	8186468	36.92
2	Bank	1293	0.01
3	Clearing Member	118477	0.53
4	Investor Education Provident Fund	194714	0.88
5	Non Resident Indian(NRI)	225304	1.02
6	Foreign Portfolio Investor Corporate	1128126	5.09
7	Foreign Portfolio Investor Individual	9100	0.04
8	Other Bodies Corporate	6799664	30.67
9	Individuals	5116053	23.08
10	Individuals- ESOP	35625	0.16
11	Trust	1040	0.01
12	Mutual Fund	330247	1.49
13	HUF	24472	0.11
TOTAL		22170583	100.00

Figure 3: Shareholding pattern as on 31st March 2024.



d) Registrar and Share Transfer Agent

M/s CIL Securities Ltd.
214, Raghava Ratna Towers, Abids
Hyderabad - 500001, India.
Phone : 040-23203155; Fax : 040-66661267
E-mail: rt@cilsecurities.com

e) Share Transfer Systems

SEBI vide its notification No. SEBI/LAD-NRO/GN/2018/24 dated June 08, 2019 notified that except in case of transmission or transposition of securities, requests for effecting transfer of securities shall not be processed unless the securities are held in dematerialized form with a depository and the rule came into effect from April 01, 2019. The Board has delegated the authority for approving transmission, etc., of the Company's securities to the share transfer sub-committee. A summary of transmission of securities of the Company so approved by the share transfer sub-committee are placed at every Stakeholder's Relationship Committee. The Company obtains from a Company Secretary in Practice yearly certificate of compliance with the share transfer formalities as required under Regulation 40(9) of SEBI (Listing Obligations & Disclosure Requirement) Regulations 2015 and files a copy of the said certificate with Stock Exchanges on yearly basis.

f) Dematerialization of Shares and Liquidity

The shares of the Company are under compulsory demat trading. The Company has made necessary arrangements with NSDL and CDSL for demat facility, and 99.17% of the Company's Shares are dematerialized as on 31st March 2024.

g) Outstanding GDRs/ADRs/Warrants or Convertible Instruments

No GDRs/ ADRs/Warrants or Convertible Instruments were issued by the Company.

h) Commodity price risk or foreign risk and hedging activities

The Company does not have commodity price risk nor does the Company engage in hedging activities.

i) Laboratory/ Office locations

The Company's Central Laboratory is at Plot 141/2 & 142, IDA, Phase-II, Cherlapally, Hyderabad, Telangana – 500051.

The Company has its Life Sciences Facility at Plot No.5, Neovantage Science & Technology Park, Genome Valley, Shamirpet, Telangana - 500101, India.

Following are the cities in which Vimta had its office/laboratories as on 31st March 2024:

Lab Locations:

- | | |
|--------------------|----------------------------|
| 1. Ahmedabad | 2. Bengaluru |
| 3. Bhubaneswar | 4. Chennai (2 locations) |
| 5. Delhi | 6. Hyderabad (2 locations) |
| 7. Kolkata | 8. Navi Mumbai |
| 9. Nellore | 10. Noida |
| 11. Pune | 12. Tirupati |
| 13. Vishakhapatnam | 14. Vijayawada |
| 15. Varanasi | |

Company Owned Sample Collection Centers:

- | | |
|--------------|-------------|
| 1. Hyderabad | 2. Kochi |
| 3. Nashik | 4. Varanasi |

Liaison Office:

- | | |
|--------------|------------|
| 1. Kolkata | 2. Lucknow |
| 3. Jameshpur | |

j) Address for correspondence and any query on Annual report

Vimta Labs Limited
Plot No.142 IDA, Phase-II, Cherlapally,
Hyderabad, Telangana – 500051, India
Phone: 040-27264141
E-Mail: shares@vimta.com



k) Transfer of unpaid/unclaimed dividend amounts to Investor Education and Protection Fund (IEPF)

Members are requested to note that as no dividend was declared for the year 2016-17, the requirement of transferring the unpaid/unclaimed dividend amounts to Investor Education and Protection Fund (IEPF) is not applicable for the year 2023-2024.

l) List of Credit Ratings

Following is the credit rating obtained by the Company from CARE Ratings Limited as on 11th July 2023:

Tenure	Amount in Crores	Rating	Rating Action
Long Term Bank Facilities	36.22	CARE A; Stable	Assigned
Long Term / Short Term Bank Facilities	34.00	CARE A; Stable / CARE A1	Assigned
Short Term Bank Facilities	1.78	CARE A1	Assigned
Total Bank Facilities	72.00 (Rupees Seventy-Two Crores Only)		

List of credit rating obtained by the Company from CARE Ratings Limited on 22nd January 2024 is as under:

Tenure	Amount in Crores	Rating	Rating Action
Long Term Bank Facilities	51.62 (Enhanced from 36.22)	CARE A; Stable	Reaffirmed
Long Term / Short Term Bank Facilities	34.00	CARE A; Stable / CARE A1	Reaffirmed
Short Term Bank Facilities	1.78	CARE A1	Reaffirmed
Total Bank Facilities	87.40 (Rupees Eighty-Seven Crores Forty Lakhs Only)		

m) Compliance Certificate

Certificate from M/s D Hanumanta Raju & Co., practicing Company Secretaries, confirming compliance with the conditions of Corporate Governance as stipulated under SEBI (Listing Obligations and Disclosure requirements) Regulations, 2015 is annexed herewith as **Annexure XII** to the Corporate Governance Report.

VIII. DISCLOSURES

a) Related Party Transactions (RPTs)

The Company has not entered into any materially significant transactions with any related parties that may have potential conflict with the interests of the Company at large. Transactions with related parties at arm’s length

are being disclosed in the Notes to Accounts forming part of the Annual Report and are transacted after obtaining applicable approval(s), wherever required. The Audit Committee and the Board of Directors of the Company have formulated a revised Policy on dealing with RPTs including Policy on materiality of RPTs which is disclosed on website of the Company. The transactions with any person or entity belonging to the promoter/promoter group which hold(s) 10% or more shareholding in the listed entity are set out in Notes to financial statements.

b) Non-Compliances by the Company

During the last three years, there were no strictures or penalties imposed on the Company either by the Stock Exchanges or SEBI, or any other statutory authority for noncompliance of any matter related to capital markets.

c) Vigil Mechanism and Whistle Blower Policy

The Company is committed to conducting its business ethically and in accordance with applicable laws, rules and regulations. The Company promotes ethical behaviour in its operations and has a Vigil mechanism which is overseen through the Audit Committee. Under the Vigil Mechanism, employees are free to report violations of applicable laws and regulations and the Code of Conduct. During the year under review, no employee was denied access to the Audit Committee and were periodically communicated on the policy and its salient features. The policy on Vigil Mechanism and Whistle Blower Policy have been posted on the website of the Company.

d) Details of compliance with mandatory requirements on Corporate Governance under the SEBI (Listing Obligations and Disclosure Requirements) Regulations, 2015

The Company has complied with the mandatory requirements on Corporate Governance under the SEBI (Listing Obligations and Disclosure Requirements) Regulations, 2015.

e) Subsidiary Companies

Emtac Laboratories Private Limited, is a wholly owned subsidiary Company which was acquired on 4th March 2020. Vimta does not have any other material subsidiary company in terms of Regulation 16(c) of the SEBI (Listing Obligations and Disclosure Requirements) Regulations, 2015.

f) Loans and advances to the Subsidiary

Details of Loans and advances to subsidiary is mentioned in **Annexure V** of the Boards Report.

g) Policy on Material Subsidiary

The board at its meeting held on 15th June 2020, adopted the Material Subsidiary Policy in terms of SEBI (LODR) Regulations, 2015 with regard to determination of material subsidiaries. The policy is placed on the Company’s

website, <https://vimta.com/wp-content/uploads/Policy-for-Determining-Material-Subsidiaries-1.pdf>

h) Practicing Company Secretary Certification

A certificate from M/s D Hanumanta Raju & Co., practicing Company Secretaries stating that as on 31st March 2024, none of the Directors on the board of the company have been debarred or disqualified from being appointed or continuing as Directors of Company by the Securities and Exchange Board of India/Ministry of Corporate Affairs or any such statutory authority is annexed to this Report as **Annexure XIII**.

i) Statutory Audit Fee

The consolidated fee paid by the Company and its subsidiary, to the statutory auditor for all the services during the Financial Year 2023-2024 is ₹ 2.69 million.

j) Policy On Prevention, Prohibition and Redressal of Sexual Harassment of women at Workplace

Included in Board Report.

k) Detail of compliance with the corporate governance requirements specified in Regulations 17 to 27 and clause (b) to (i) of sub - regulation (2) of Regulation 46 of SEBI (Listing Regulations and Disclosure Requirements) Regulations, 2015

The Company is in compliance with the applicable corporate governance requirements specified in Regulations 17 to 27 and clause (b) to (i) of Regulation 46 (2) of SEBI (Listing Obligations and Disclosure Requirements) Regulations, 2015. Further, securities of the Company have not been suspended for trading, at any point of time during the financial year ended 31st March 2024.

l) Disclosures with respect to demat suspense account/unclaimed suspense account

There are no shares which are lying in demat suspense account/unclaimed suspense account.

m) Board Procedures

The Board meets at least once in a quarter to review financial results and the operations of the Company. Further, the Board also meets as and when necessary to address specific issues concerning the business of the Company. The tentative annual calendar of Board Meetings for the ensuing year is decided in advance by the Board. The Board Meetings are governed by a structured agenda. The agenda, detailed explanatory notes and supporting material are circulated in advance, to all the Directors for facilitating effective discussion and decision-making during meetings. The Board has access to any information within the Company which includes the information as specified in Schedule II of the SEBI (Listing Obligations and Disclosure Requirements) Regulations, 2015.

n) Independent Directors' Meeting

In accordance with the provisions of Schedule IV (Code for Independent Directors) of the Companies Act, 2013 and Regulation 25 of the SEBI (Listing Obligations and Disclosure Requirements) Regulations, 2015, a meeting of the Independent Directors of the Company was held on 30th March 2024.

o) Agreements Binding Listed Entities

Company and Promoters of the Company (viz., Dr. S P Vasireddi, Shri Vungal Harriman and Shri. V. Veerabhadra Prasad) entered into an Investment Agreement with Andhra Pradesh Industrial Development Corporation ("APIDC") dated 27th June 1991 at the time of Initial Public Offer (IPO) and categorized APIDC as Promoter Body Corporate. The significant terms of the agreement and details are disclosed to stock exchange on 13th August 2023.

p) Discretionary requirements

The Company has adopted the following discretionary disclosure requirements on Corporate Governance:

- The Board
The Company was Maintaining the Office of the Non-Executive Chairperson, Dr. S P Vasireddi at the Company's expense up to 30th June 2023. Subsequently Dr. S P Vasireddi was appointed as Executive Chairman w.e.f. 01st July 2023.
- Information on Shareholders' rights
All the quarterly, half yearly and annual financial results are placed on the Company's website apart from publishing the same in the Newspapers.
- Modified opinion(s) in audit report
There are no modified opinions in the Audit Reports.
- Reporting of Internal Auditor
The Internal Auditors of the Company i.e., M/s Chaitanya V & Associates, Chartered Accountants directly reports to the Audit Committee of the Company.

IX. MANAGING DIRECTOR/ CFO CERTIFICATION

In compliance with Regulation 17(8) of the SEBI (Listing Obligations and Disclosure Requirements) Regulations, 2015, a certificate from Managing Director and Chief Financial Officer of the Company to the Board of Directors as specified in Part B of Schedule II of the said regulations is annexed herewith as **Annexure - XIV** to the Corporate Governance Report.

Date: 18th May 2024
Place: Hyderabad

For and on behalf of the Board,
Dr. Sivalinga Prasad Vasireddi
Executive Chairman
(DIN: 00242288)



Annexure - XI

DECLARATION REGARDING COMPLIANCE BY BOARD MEMBERS AND SENIOR MANAGEMENT PERSONNEL WITH COMPANY'S CODE OF CONDUCT

In terms of SEBI (LODR) Regulations, 2015, I hereby confirm that all the Board members and Senior Management Personnel of the Company have affirmed compliance with the respective Codes of Conduct, as applicable to them for the year ended 31st March, 2024.

for Vimta Labs Limited

Date: 18th May 2024
Place : Hyderabad

Harita Vasireddi
Managing Director
(DIN: 00242512)

Annexure - XII

CERTIFICATE ON CORPORATE GOVERNANCE

To
The Members,
VIMTA LABS LIMITED

We have examined the compliance of conditions of Corporate Governance by **VIMTA LABS LIMITED** ("the Company"), for the year ended on March 31, 2024, as stipulated in Regulation 15(2) of Securities and Exchange Board of India (Listing Obligations and Disclosure Requirements) Regulations, 2015 (Listing Regulations) for the period 1st April 2023 to 31st March 2024.

The compliance of conditions of Corporate Governance is the responsibility of Management. Our examination was limited to procedures and implementation thereof, adopted by the Company for ensuring the compliance of the conditions of Corporate Governance. It is neither an audit nor an expression of opinion on the Financial Statements of the Company.

In our opinion and to the best of our information and according to the explanations given to us by the Directors, officers and the management, we certify that the Company has complied with the conditions of Corporate Governance as stipulated in the above-mentioned Listing Regulations.

We further state that, such compliance is neither an assurance as to the future viability of the Company nor the efficiency or effectiveness with which the Management has conducted the affairs of the Company.

For **D. HANUMANTA RAJU & CO**
COMPANY SECRETARIES

CS MOHIT KUMAR GOYAL
PARTNER
FCS: 9967; CP NO: 12751
UDIN: F009967F000397706
PR NO.: 699/2020

Place: Hyderabad
Date: 18.05.2024



Annexure - XIII

CERTIFICATE OF NON-DISQUALIFICATION OF DIRECTORS

(Pursuant to Regulation 34(3) and Schedule V Para C clause (10) (i) of the SEBI (Listing Obligations and Disclosure Requirements) Regulations, 2015)

To,
The Members,
VIMTA LABS LIMITED

We have examined the relevant registers, records, forms, returns and disclosures received from the Directors of **VIMTA LABS LIMITED** having **CIN: L24110TG1990PLC011977** and having registered office at 141/2 &142, IDA Phase II, Cherlapalli, RR Dist, Hyderabad – 500 051 (hereinafter referred to as ‘the Company’), produced before us by the Company for the purpose of issuing this Certificate, in accordance with Regulation 34(3) read with Schedule V, Para-C, Sub clause 10(i) of the Securities Exchange Board of India (Listing Obligations and Disclosure Requirements) Regulations, 2015.

In our opinion and to the best of our information and according to the verifications (including Directors Identification Number (DIN) status at the portal www.mca.gov.in, as considered necessary and explanations furnished to us by the Company & its officers, We hereby certify that none of the Directors on the Board of the Company as stated below for the Financial Year ending on 31st March, 2024 have been debarred or disqualified from being appointed or continuing as Directors of Companies by the Securities and Exchange Board of India, Ministry of Corporate Affairs, or any such other Statutory Authority.

Sl. No.	Name of Director	DIN	Date of Appointment in the Company
1.	Dr Sivalinga Prasad Vasireddi	00242288	01/04/2005
2.	Mrs. Harita Vasireddi	00242512	01/04/2005
3.	Mr. Harriman Vungal	00242621	16/11/1990
4.	Mr. Satya Sreenivas Neerukonda	00269814	14/07/2019
5.	Mrs. Prameela Rani Yalamanchili	03270909	01/12/2017
6.	Mr. Purnachandra Rao Gutta	00876934	11/05/2019
7.	Mr. Sanjay Dave	08450232	11/05/2019
8.	Mr. Yadagiri R Pendri	01966100	10/08/2020

Ensuring the eligibility for the appointment/continuity of every Director on the Board is the responsibility of the management of the Company. Our responsibility is only to express an opinion on this as per our verification. This certificate is neither an assurance as to the future viability of the Company nor of the efficiency or effectiveness with which the management has conducted the affairs of the Company.

For D. HANUMANTA RAJU & CO
COMPANY SECRETARIES

CS MOHIT KUMAR GOYAL
PARTNER
FCS: 9967; CP NO: 12751
UDIN: F009967F000397695
PR NO.: 699/2020

Place: Hyderabad
Date: 18.05.2024

Annexure - XIV

MANAGING DIRECTOR /CFO CERTIFICATION

- A. We have reviewed financial statements and cash flow statements for the financial year 2023-2024, and that to the best of our knowledge and belief:
1. These statements do not contain any materially untrue statement or omit any material fact or contain statements that might be misleading;
 2. These statements together present a true and fair view of the Company's affairs and are in compliance with existing accounting standards, applicable laws and regulations.
- B. There are, to the best of our knowledge and belief, no transactions entered into by the Company during the year which are fraudulent, illegal or violative of the Company's code of conduct.
- C. We accept responsibility for establishing and maintaining internal controls for financial reporting and we have evaluated the effectiveness of internal control systems of the company pertaining to financial reporting, and deficiencies in the design and operation of such internal controls, if any, of which we are aware, have been disclosed to the Auditors and Audit Committee and steps have been taken to rectify these deficiencies.
- D. We have indicated to the Auditors and the Audit committee that during the year
1. there were no significant changes in internal controls over financial reporting,
 2. there were no significant changes in accounting policies during the year requiring disclosure in the notes to the financial statements, and
 3. we are not aware of any instances of significant fraud with involvement therein of the management or any employee having a significant role in the Company's internal control system over financial reporting.

For Vimta Labs Limited

D R Narahai Naidu
Chief Financial Officer

Date: 18th May 2024
Place: Hyderabad

For Vimta Labs Limited

Harita Vasireddi
Managing Director
(DIN:00242512)



INDEPENDENT AUDITOR’S REPORT

To the Members of Vimta Labs Limited

Report on the Audit of the Standalone Financial Statements

Opinion

We have audited the accompanying standalone financial statements of Vimta Labs Limited (*“the Company”*), which comprise the Standalone Balance Sheet as at 31 March 2024, the Standalone Statement of Profit and Loss (including other comprehensive income), the Standalone Statement of Changes in Equity and the Standalone Statement of Cash Flows for the year ended on that date, and notes to the standalone financial statements, including a summary of the Material Accounting Policies and other explanatory information (*hereinafter referred to as “the standalone financial statements”*).

In our opinion and to the best of our information and according to the explanations given to us, the aforesaid standalone financial statements give the information required by the Companies Act, 2013 (*“the Act”*) in the manner so required and give a true and fair view in conformity with the Indian Accounting Standards prescribed under section 133 of the Act read with the Companies (Indian Accounting Standards) Rules, 2015, as amended, (*“Ind AS”*) and other accounting principles generally accepted in India, of the state of affairs of the Company as at 31 March 2024, the profit and total comprehensive income, changes in equity and its cash flows for the year ended on that date.

Basis for Opinion

We conducted our audit of the standalone financial statements in accordance with the Standards on Auditing (SAs) specified under section 143(10) of the Act. Our responsibilities under those Standards are further described in the *Auditor’s Responsibilities for the Audit of the Standalone Financial Statements* section of our report. We are independent of the Company in accordance with the Code of Ethics issued by the Institute of Chartered Accountants of India (ICAI) together with the ethical requirements that are relevant to our audit of the standalone financial statements under the provisions of the Act and the Rules made thereunder, and we have fulfilled our other ethical responsibilities in accordance with these requirements and the Code of Ethics. We believe that the audit evidence we have obtained is sufficient and appropriate to provide a basis for our audit opinion on the standalone financial statements.

Key Audit Matters

Key audit matters are those matters that, in our professional

judgment, were of most significance in our audit of the standalone financial statements of the current period. These matters were addressed in the context of our audit of the standalone financial statements as a whole, and in forming our opinion thereon, and we do not provide a separate opinion on these matters. We have determined the matters described below to be the Key Audit Matters to be communicated in our report.

Sl. No.	Key Audit Matter	How the matter was addressed in our audit
1.	<p><i>Accuracy of recognition, measurement, presentation and disclosures of revenue as per Ind AS- 115 “Revenue from Contracts with Customers”</i></p> <p><i>The application of the accounting standard involves certain key judgements relating to identification of distinct performance obligations, determination of transaction price of the identified performance obligations, the appropriateness of the basis used to measure revenue recognised over a period. Additionally, accounting standard contains disclosures which involves collation of information in respect of disaggregated revenue and periods over which the remaining performance obligations will be satisfied subsequent to the balance sheet date.</i></p> <p>Refer Note No. 23 to the standalone financial statements.</p>	<p>Our audit approach consisted testing of the design and operating effectiveness of the internal controls and substantive testing as follows:</p> <ul style="list-style-type: none"> Assessed the appropriateness of the revenue recognition accounting policies in accordance with Ind AS-115 “Revenue from Contracts with Customers”. Evaluated the design and implementation of company’s internal controls in respect of revenue recognition. Selected a sample of contracts and tested the operating effectiveness of the internal controls relating to identification of the specific performance obligations. Selected a sample of contracts and performed the following procedures. <ul style="list-style-type: none"> Studied, analysed and identified the specific performance obligations in these contracts. Compared these performance obligations with that of recorded by the company. Performed analytical procedures for reasonableness of revenue disclosed by type and service offerings. Evaluated appropriateness of disclosures made in financial statements in accordance with the requirements of Ind AS- 115 and other applicable regulations.

Sl. No.	Key Audit Matter	How the matter was addressed in our audit
2	<p><i>Provision for impairment loss in accounts receivables.</i></p> <p><i>The credit loss provision in respect of account receivables represent management's best estimate of the credit losses incurred on the receivables at the balance sheet date.</i></p> <p><i>We have considered provisioning for credit loss as a key audit matter because of the significance of balance of trade receivables to the balance sheet and because of the the calculation of credit loss provision is a complex area and requires management to make significant assumptions on customer payment behaviour and estimating the level and timing of expected future cash flows.</i></p> <p>Refer to Note No.12 to the standalone Financial statements.</p>	<p>In view of significance of the matter, we applied the following audit procedures in respect of this area, among others to obtain sufficient and appropriate audit evidence:</p> <ul style="list-style-type: none"> • Understand and assess the management's estimate and related policies used in the credit loss analysis. • Obtained an understanding of and assessed the design, implementation and operating effectiveness of key controls relating to collection monitoring process, credit control process and estimation of expected credit losses. • Reviewed the data flows from source systems to spreadsheet-based models to test their completeness and accuracy. • For Expected Credit Loss (ECL) of trade receivables assessed on individual level by the management, examined on a test check basis, the objective evidence relating to the impairment of trade receivables and the key assumptions used in the estimate of the cash shortfalls and reviewed whether amounts have been recovered after the end of reporting period. • For samples selected, circularized independent confirmations and where confirmations were not received, performed alternate testing procedures. This includes testing, on sample basis, subsequent collections for the outstanding receivables. • Obtained debtors' credit information on sample basis to ascertain whether the classification of debtors is in compliance with the company's policy. • Reviewed the management's ageing analysis based on days past due by examining the original documents (such as invoices and bank deposit advices). • Verified the calculation of ECL of each type of trade receivables according to the provision matrix.

Information other than the Standalone Financial Statements and Auditor's Report thereon

The Company's Board of Directors is responsible for the preparation of the other information. The other information comprises the information included in the Annual Report, but does not include the standalone financial statements and our auditor's report thereon.

Our opinion on the standalone financial statements does not cover the other information and we do not express any form of assurance conclusion thereon.

In connection with our audit of the standalone financial statements, our responsibility is to read the other information and, in doing so, consider whether the other information is materially inconsistent with the standalone financial statements or our knowledge obtained during the course of our audit or otherwise appears to be materially misstated.

If, based on the work we have performed, we conclude that there is a material misstatement of this other information, we are required to report that fact. We have nothing to report in this regard.

Management's Responsibility for the Standalone Financial Statements

The Company's Board of Directors is responsible for the matters stated in section 134(5) of the Act with respect to the preparation of these standalone financial statements that give a true and fair view of the financial position, financial performance, total comprehensive income, changes in equity and cash flows of the Company in accordance with the Ind AS and other accounting principles generally accepted in India. This responsibility also includes maintenance of adequate accounting records in accordance with the provisions of the Act for safeguarding of the assets of the Company and for preventing and detecting frauds and other irregularities; selection and application of appropriate accounting policies; making judgments and estimates that are reasonable and prudent; and design, implementation and maintenance of adequate internal financial controls, that were operating effectively for ensuring the accuracy and completeness of the accounting records, relevant to the preparation and presentation of the standalone financial statements that give a true and fair view and are free from material misstatement, whether due to fraud or error.

In preparing the standalone financial statements, management is responsible for assessing the Company's ability to continue as a going concern, disclosing, as applicable, matters related to going concern and using the going concern basis of accounting unless management either intends to liquidate the Company or to cease operations, or has no realistic alternative but to do so.

The Board of Directors are responsible for overseeing the Company's financial reporting process.



Independent Auditor's Report on Standalone Financial Statements

Auditor's Responsibilities for the Audit of the Standalone Financial Statements

Our objectives are to obtain reasonable assurance about whether the standalone financial statements as a whole are free from material misstatement, whether due to fraud or error, and to issue an auditor's report that includes our opinion. Reasonable assurance is a high level of assurance, but is not a guarantee that an audit conducted in accordance with SAs will always detect a material misstatement when it exists. Misstatements can arise from fraud or error and are considered material if, individually or in the aggregate, they could reasonably be expected to influence the economic decisions of users taken on the basis of these standalone financial statements.

As part of an audit in accordance with the SAs, we exercise professional judgment and maintain professional skepticism throughout the audit. We also:

- Identify and assess the risks of material misstatement of the standalone financial statements, whether due to fraud or error, design and perform audit procedures responsive to those risks, and obtain audit evidence that is sufficient and appropriate to provide a basis for our opinion. The risk of not detecting a material misstatement resulting from fraud is higher than for one resulting from error, as fraud may involve collusion, forgery, intentional omissions, misrepresentations, or the override of internal control.
- Obtain an understanding of internal controls relevant to the audit in order to design audit procedures that are appropriate in the circumstances. Under section 143(3)(i) of the Act, we are also responsible for expressing our opinion on whether the company has adequate internal financial controls system in place and the operating effectiveness of such controls.
- Evaluate the appropriateness of accounting policies used and the reasonableness of accounting estimates and related disclosures made by management.
- Conclude on the appropriateness of management's use of the going concern basis of accounting and, based on the audit evidence obtained, whether a material uncertainty exists related to events or conditions that may cast significant doubt on the Company's ability to continue as a going concern. If we conclude that a material uncertainty exists, we are required to draw attention in our auditor's report to the related disclosures in the standalone financial statements or, if such disclosures are inadequate, to modify our opinion. Our conclusions are based on the audit evidence obtained up to the date of our auditor's report. However, future events or conditions may cause the Company to cease to continue as a going concern.
- Evaluate the overall presentation, structure and content of the standalone financial statements, including the disclosures, and whether the standalone financial statements represent the underlying transactions and events in a manner that achieves fair presentation.

Materiality is the magnitude of misstatements in the standalone financial statements that, individually or in aggregate, makes it probable that the economic decisions of a reasonably knowledgeable user of the financial statements may be influenced. We consider quantitative materiality and qualitative factors in (i) planning the scope of our audit work and in evaluating the results of our work; and (ii) to evaluate the effect of any identified misstatements in the financial statements.

We communicate with those charged with governance regarding, among other matters, the planned scope and timing of the audit and significant audit findings, including any significant deficiencies in internal control that we identify during our audit.

We also provide those charged with governance with a statement that we have complied with relevant ethical requirements regarding independence, and to communicate with them all relationships and other matters that may reasonably be thought to bear on our independence, and where applicable, related safeguards.

From the matters communicated with those charged with governance, we determine those matters that were of most significance in the audit of the standalone financial statements of the current period and are therefore the key audit matters. We describe these matters in our auditor's report unless law or regulation precludes public disclosure about the matter or when, in extremely rare circumstances, we determine that a matter should not be communicated in our report because the adverse consequences of doing so would reasonably be expected to outweigh the public interest benefits of such communication.

Report on Other Legal and Regulatory Requirements

1. As required by Section 143(3) of the Act, based on our audit, we report that:
 - (a) We have sought and obtained all the information and explanations which to the best of our knowledge and belief were necessary for the purposes of our audit.
 - (b) In our opinion, proper books of account as required by law have been kept by the Company so far as it appears from our examination of those books.
 - (c) The standalone financial statements dealt with by this Report are in agreement with the relevant books of account.
 - (d) In our opinion, the aforesaid standalone financial statements comply with the Ind AS specified under Section 133 of the Act.
 - (e) On the basis of the written representations received from the directors as on 31 March 2024, and taken on record by the Board of Directors, none of the directors is disqualified as on 31 March 2024, from being appointed as a director in terms of Section 164 (2) of the Act.

- (f) With respect to the adequacy of the internal financial controls with reference to financial statements of the Company and the operating effectiveness of such controls, refer to our separate Report in "Annexure A". Our report expresses an unmodified opinion on the adequacy and operating effectiveness of the company's internal financial controls with reference to financial statements.
- (g) With respect to the other matters to be included in the Auditor's Report in accordance with the requirements of section 197(16) of the Act, as amended we report that:
In our opinion and to the best of our information and according to the explanations given to us, the remuneration paid by the Company to its directors during the year is in accordance with the provisions of section 197 of the Act.
- (h) With respect to the other matters to be included in the Auditor's Report in accordance with Rule 11 of the Companies (Audit and Auditors) Rules, 2014, as amended, in our opinion and to the best of our information and according to the explanations given to us:
- i. The Company, as detailed in Note No.34 to the standalone financial statements, has disclosed the impact of pending litigations on its financial position as at 31 March 2024.
 - ii. The Company did not have any long-term contracts including derivative contracts for which there were any material foreseeable losses as at 31 March 2024.
 - iii. There has been no delay in transferring amounts, required to be transferred, to the Investor Education and Protection Fund by the Company during the year ended 31 March 2024.
 - iv.(A) The management has represented that, to the best of it's knowledge and belief, no funds have been advanced or loaned or invested (either from borrowed funds or share premium or any other sources or kind of funds) by the company to or in any other person or entity, including foreign entities ("Intermediaries"), with the understanding, whether recorded in writing or otherwise, that the Intermediary shall, whether, directly or indirectly lend or invest in other persons or entities identified in any manner whatsoever by or on behalf of the company ("Ultimate Beneficiaries") or provide any guarantee, security or the like on behalf of the Ultimate Beneficiaries;
- (B) The management has represented, that, to the best of it's knowledge and belief, no funds have been received by the company from any person or entity, including foreign entities ("Funding Parties"), with the understanding, whether recorded in writing or otherwise, that the company shall, whether, directly or indirectly, lend or invest in other persons or entities identified in any manner whatsoever by or on behalf of the Funding Party ("Ultimate Beneficiaries") or provide any guarantee, security or the like on behalf of the Ultimate Beneficiaries; and
- (C) Based on such audit procedures that we have considered reasonable and appropriate in the circumstances, nothing has come to our notice that has caused us to believe that the representations under sub- clause (A) and (B) above contain any material mis-statement.
- (v) The dividend declared or paid during the year by the company is in compliance with section 123 of the Companies Act, 2014.
- (vi) Based on our examination, which included test checks, the Company has used accounting software for maintaining its books of account which has a feature of recording audit trail (edit log) facility and the same has operated throughout the year for all relevant transactions recorded in the software. Further, during the course of our audit we did not come across any instance of audit trail feature being tampered with.
- As Proviso to Rule 3(1) of the Companies (Accounts) Rules, 2014 is applicable from 01 April, 2023, reporting under Rule 11(g) of Companies (Audit and Auditors) Rules, 2014 on preservation of audit trail as per the statutory requirements for record retention is not applicable for the financial year ended 31 March, 2024.
2. As required by the Companies (Auditor's Report) Order, 2020 ("the Order"), issued by the Central Government in terms of section 143 (11) of the Act, we give in "Annexure-B" a statement on the matters specified in paragraphs 3 and 4 of the Order.

For GATTAMANENI & CO.,
Chartered Accountants
(Firm.Regn.No:009303S)

G. SRINIVASARAO
Partner

Place: Hyderabad
Date: 18-05-2024

(ICAI Ms. No. 210535)
UDIN: 24210535BKBGNH7007



Annexure – A to the Independent Auditor's Report

(Referred to in paragraph 1(f) under "Report on Other Legal and Regulatory Requirements" section of our report of even date to the Members of Vimta Labs Limited)

Report on the Internal Financial Controls with reference to financial statements of the Company under Clause (i) of Sub-section (3) of Section 143 of the Companies Act, 2013

We have audited the Internal Financial Controls with reference to financial statements of **VIMTA LABS LIMITED** ("the Company") as of 31 March 2024 in conjunction with our audit of the standalone financial statements of the Company for the year ended on that date.

Management's Responsibility for Internal Financial Controls

The Board of Directors of the Company is responsible for establishing and maintaining Internal Financial Controls based on the internal controls with reference to financial statements criteria established by the Company considering the essential components of internal control stated in the Guidance Note on Audit of Internal Financial Controls Over Financial Reporting issued by the Institute of Chartered Accountants of India ("The Guidance Note"). These responsibilities include the design, implementation and maintenance of adequate internal financial controls that were operating effectively for ensuring the orderly and efficient conduct of its business, including adherence to respective company's policies, the safeguarding of its assets, the prevention and detection of frauds and errors, the accuracy and completeness of the accounting records, and the timely preparation of reliable financial information, as required under the Companies Act, 2013.

Auditors' Responsibility

Our responsibility is to express an opinion on the internal financial controls with reference to financial statements of the Company based on our audit. We conducted our audit in accordance with the Guidance Note and the Standards on Auditing, prescribed under section 143(10) of the Companies Act, 2013, to the extent applicable to an audit of internal financial controls. Those Standards and the Guidance Note require that we comply with ethical requirements and plan and perform the audit to obtain reasonable assurance about whether adequate internal financial controls with reference to financial statements were established and maintained and if such controls operated effectively in all material respects.

Our audit involves performing procedures to obtain audit evidence about the adequacy of the internal financial controls with reference to financial statements and their operating effectiveness. Our audit of internal financial controls with reference to financial statements included obtaining an

understanding of internal financial controls with reference to financial statements, assessing the risk that a material weakness exists, and testing and evaluating the design and operating effectiveness of internal control based on the assessed risk. The procedures selected depend on the auditor's judgment, including the assessment of the risks of material misstatement of the financial statements, whether due to fraud or error.

We believe that the audit evidence we have obtained, is sufficient and appropriate to provide a basis for our audit opinion on the Company's internal financial controls with reference to financial statements.

Meaning of Internal Financial Controls with reference to financial statements

A company's internal financial controls with reference to financial statements is a process designed to provide reasonable assurance regarding the reliability of financial reporting and the preparation of financial statements for external purposes in accordance with generally accepted accounting principles. A company's internal financial controls with reference to financial statements includes those policies and procedures that (i) pertain to the maintenance of records that, in reasonable detail, accurately and fairly reflect the transactions and dispositions of the assets of the company; (ii) provide reasonable assurance that transactions are recorded as necessary to permit preparation of financial statements in accordance with generally accepted accounting principles, and that receipts and expenditures of the company are being made only in accordance with authorisations of management and directors of the company; and (iii) provide reasonable assurance regarding prevention or timely detection of unauthorised acquisition, use, or disposition of the company's assets that could have a material effect on the financial statements.

Inherent Limitations of Internal Financial Controls with reference to financial statements

Because of the inherent limitations of internal financial controls with reference to financial statements, including the possibility of collusion or improper management override of controls, material misstatements due to error or fraud may occur and not be detected. Also, projections of any evaluation of the internal financial controls over financial reporting to future periods are subject to the risk that the internal financial controls with reference to financial statements may become inadequate because of changes in conditions, or that the degree of compliance with the policies or procedures may deteriorate.

Opinion

In our opinion, to the best of our information and according to the explanations given to us, the Company has, in all material respects, an adequate internal financial controls with reference to financial statements and such internal financial controls were operating effectively as at 31 March 2024, based on the internal controls with reference to financial statements criteria established by the Company considering the essential components of Internal Financial Controls stated in the Guidance Note.

For GATTAMANENI & CO.,
Chartered Accountants
(Firm.Regn.No:009303S)

G. SRINIVASARAO
Partner

Place: Hyderabad
Date: 18-05-2024

(ICAI Ms. No. 210535)
UDIN: 24210535BKBNH7007



Annexure – B to Independent Auditor's Report

(Referred to in paragraph 2 under 'Report on Other Legal and Regulatory Requirements' section of our report of even date to the Members of Vimta Labs Limited)

Statement on the matters specified in Paragraphs 3 and 4 of the Companies (Auditor's Report) Order, 2020 ("CARO")

Based on the audit procedure performed for the purpose of reporting a true and fair view on the financial statements of Vimta Labs Limited ("the company") and taking into consideration the information and explanations given to us and the books of account and other records examined by us in a normal course of audit, and to the best of our knowledge and belief, we report that:

- (i) (a) (A) The company has maintained proper records showing full particulars, including quantitative details and situation of its Property, Plant and Equipment.
- (B) The Company has maintained proper records showing full particulars of its intangible assets.
- (b) The company's Property, Plant and Equipment have been physically verified by the management at reasonable intervals as per a regular programme of verification which, in our opinion, is reasonable having regard to the size of the Company and the nature of its assets. The company has reported that no material discrepancies were noticed on such verification made during the year.
- (c) The title deeds of all the immovable properties (other than properties where the company is the lessee and the lease agreements are duly executed in favour of the lessee) disclosed in the financial statements are held in the name of the company as at the balance sheet date.
- (d) The company has not revalued its Property, Plant and Equipment (including Right of Use assets) or intangible assets or both during the year.
- (e) We have not noticed nor have we been informed of initiating any proceedings or are pending against the company for holding any benami property under the Benami Transactions (Prohibition) Act, 1988 (45 of 1988) and Rules made thereunder.
- (ii) (a) The company's inventory has been physically verified by the management at reasonable intervals and in our opinion, the coverage and procedures of such verification is appropriate. No material discrepancies were noticed between the physical stocks and the book stocks on such verification made during the year.
- (b) During the year, in respect of the working capital limits sanctioned in excess of five crore rupees, in aggregate, by the Banks on the basis of security of current assets, the quarterly returns / statements filed by the company with such Banks are in agreement with the Books of account of the company.
- (iii) (a) The Company has not provided any loans or provided advances in the nature of loans, or stood guarantee, or provided security to any other entity during the year. The aggregate amount of guarantee given in earlier years to the subsidiary and the balance outstanding at the Balance sheet date was Rs.9.00 million.
The company has not made any investments or provided any guarantee or security or granted any loans or advances in the nature of loans, secured or unsecured, to parties other than its subsidiary.
- b) The investments made, guarantees provided and the terms and conditions of the grant of loans are not prejudicial to the company's interest.
- c) In respect of the loans granted in earlier years, the schedule of repayment of principal and payment of interest has been stipulated and the repayments / receipts are regular.
- d) In respect of the loans granted, no amount is overdue.
- e) No loan or advance in the nature of loan granted which has fallen due during the year, has been renewed or extended or fresh loans were granted to settle the over dues of existing loans given to the same parties.
- f) The company has not granted any loans or advances in the nature of loans either repayable on demand or without specifying any terms or period of repayment.
- (iv) The company has complied with the provisions of section 186 of the Act in respect of loans given, guarantee stood and investments made. The company has not entered into any transaction covered under section 185 of the Act.
- (v) The Company has not accepted deposits or amounts which are deemed to be deposits during the year. Hence, compliance with the directives issued by the

RBI and the relevant provisions of Companies Act and the Rules made thereunder is not applicable.

- (vi) Maintenance of Cost records has been specified by the Central Government U/s.148(1) of the Act for this company and the prescribed accounts and records have been made and maintained by the company. However, we have not conducted any audit of the same.
- (vii) (a) The company has generally been regular in depositing undisputed statutory dues including Goods and Services Tax, Provident Fund, Employees' State Insurance, Income Tax, Sales Tax, Service Tax, Duty of Customs, Duty of Excise, Value Added Tax, Cess and other material statutory dues applicable to it with the appropriate authorities.
There were no undisputed amounts in respect of the above statutory dues as at 31 March 2024 outstanding for a period of more than six months from the date they became payable.
- (b) There were no material dues referred to in sub-clause (a) except Provident Fund and Goods and Service Tax dues, which have not been deposited on account of any dispute. Dues of Provident Fund and Goods and Service Tax, which have not been deposited on account of disputes are as under:

Name of the Statue	Nature of the dues	Amount (₹ In millions)	Period to which the amount relates	Forum where dispute is pending	Amount paid under protest (₹ In millions)
Employees Provident Fund & Miscellaneous Provisions Act,1952	Additional demand of Provident Fund dues	8.70	September,2014 to June 2016	Employees Provident Fund Appellate Tribunal, Bengaluru	1.74
Goods and Service Tax Act, 2017	Goods and Service Tax	4.95	July, 2017	Joint Commissioner (Appeals-II), Hqrs Office, Hyderabad	Nil

- (viii) There were no transactions which are not recorded in the Books of account but which have been surrendered or disclosed as income during the year in the Tax assessments under the Income Tax Act, 1961.
- (ix) (a). The Company has not defaulted in repayment of loans or other borrowing or in the payment of interest thereon to any lender.
- (b). The company is not a declared wilful defaulter by any Bank or Financial institution or other lender.
- (c). The term loans were applied for the purpose for which the loans were obtained. (d). The funds raised on short term basis were not utilized for long term purposes.
- (e). The company has not taken any funds from any entity or person on account of or to meet the obligations of its subsidiaries, associates or joint ventures.
- (f). The company has not raised loans during the year on the pledge of securities held in its subsidiaries.
- (x) (a) The company has not raised any moneys by way of initial public offer or further public offer (including debt instruments) during the year.
- (b) The company has not made any preferential allotment or private placement of shares or convertible debentures (fully, partially or optionally convertible) during the year.
- (xi) (a). No fraud by the company or any fraud on the company has been noticed or reported during the year.
- (b). No report under sub-section (12) of Section 143 of the Act has been filed by the auditors in Form ADT-4 as prescribed under Rule 13 of Companies (Audit and Auditors) Rules, 2014 with the Central Government.
- (c). The company has not received any whistle – Blower complaints during the year.
- (xii) The Company is not a Nidhi company and hence compliance with the requirements applicable to Nidhi companies is not applicable.
- (xiii) All transactions with the related parties are in compliance with Sections 177 and 188 of the Act where applicable and the details have been disclosed in the standalone financial statements as required by the applicable accounting standards.
- (xiv) (a). The company has an Internal Audit system commensurate with the size and nature of its business.
- (b). We have considered the Internal Audit reports of the company issued till date, for the period under audit.
- (xv) The company has not entered into any non-cash transactions with its Directors or persons connected with them. Hence, compliance with the provisions



Independent Auditor's Report on Standalone Financial Statements

- of Section 192 of the Companies Act, 2013 is not applicable.
- (xvi) (a). The company is not required to be registered under section 45-IA of the Reserve Bank of India Act, 1934.
- (b). The company has not conducted any non-Banking Financial or Housing Finance activities during the year.
- (c). The company is not a Core Investment Company (CIC) as defined in the Regulations made by the RBI.
- (d). The company's Group Companies has no CIC as part of the Group.
- (xvii) The company has not incurred cash losses in the financial year and in the immediately preceding financial year.
- (xviii) There has been no resignation of the Statutory Auditors of the company during the year.
- (xix) On the basis of the financial ratios, ageing and expected dates of realization of financial assets and payment of financial liabilities, other information accompanying the financial statements, the auditor's knowledge of the Board of Directors and management plans, we are of the opinion that no material uncertainty exists as on the date of the
- audit report that company is capable of meeting its liabilities existing at the date of balance sheet as and when they fall due within a period of one year from the balance sheet date.
- (xx) (a). The company is not required to transfer any amount to a fund specified in Schedule VII to the Companies Act in compliance with Second proviso to Sub-section (5) of Section 135 of the Act.
- (b). There are no amounts remaining unspent U/s.135(5) of the Act, pursuant to any ongoing project, which is required to be transferred to a special account in compliance with the provisions of Section 135(6) of the Act.

For GATTAMANENI & CO.,
Chartered Accountants
(Firm.Regn.No:009303S)

G. SRINIVASARAO
Partner

Place: Hyderabad
Date: 18-05-2024

(ICAI Ms. No. 210535)
UDIN: 24210535BKBNH7007

Standalone Balance Sheet as at March 31, 2024

(Amount in INR millions, unless otherwise stated)

Particulars	Note No	As at 31 Mar 2024	As at 31 Mar 2023
ASSETS			
Non-current assets			
(a) Property, Plant and Equipment	5A	1,541.06	1,556.64
(b) Capital work-in-progress	6	585.71	123.06
(c) Intangible Assets	5B	90.88	121.96
(d) Financial Assets			
(i) Investments	7	61.50	61.50
(ii) Other Financial Assets	14A	27.23	29.97
(e) Deferred Tax Assets (Net)	9	77.98	43.12
(f) Other non-current assets	10A	21.32	40.69
Total Non-Current assets		2,405.68	1,976.94
Current assets			
(a) Inventories	11	246.91	226.22
(b) Financial Assets			
(i) Trade receivables	12	863.41	799.00
(ii) Cash and cash equivalents	13A	121.26	295.72
(iii) Bank balances other than (ii) above	13B	123.11	92.56
(iv) Loans	8	0.83	3.23
(v) Other financial assets	14B	18.11	10.47
(c) Other current assets	10B	180.72	200.58
Total Current assets		1,554.35	1,627.78
TOTAL ASSETS		3,960.03	3,604.72
EQUITY AND LIABILITIES			
Equity			
(a) Equity share capital	15	44.34	44.26
(b) Other equity	16	3,118.57	2,761.56
Total equity		3,162.91	2,805.82
Liabilities			
Non-Current Liabilities			
(a) Financial liabilities			
(i) Borrowings	17A	90.74	98.91
(b) Provisions	18A	117.61	87.36
(c) Other non-current liabilities	19	53.27	45.19
Total Non Current Liabilities		261.62	231.46
Current Liabilities			
(a) Financial liabilities			
(i) Borrowings	17B	101.15	50.97
(ii) Trade payables	20		
- Outstanding dues of micro enterprises and small enterprises		24.42	27.30
- Outstanding dues of creditors other than micro enterprises and small enterprises		57.36	116.61
(iii) Other financial liabilities	21	240.36	236.24
(b) Other current liabilities	22	78.31	96.77
(c) Provisions	18B	33.90	39.55
Total Current Liabilities		535.50	567.44
TOTAL EQUITY AND LIABILITIES		3,960.03	3,604.72

The accompanying material accounting policies and explanatory notes form an integral part of the standalone financial statements.

Per our report of even date attached.

For Gattamaneni & Co

Chartered Accountants

Firm Registration No. 0093035

For and on behalf of the Board of Directors

Dr. S. P. Vasireddi
Executive Chairman
DIN : 00242288

Harita Vasireddi
Managing Director
DIN: 00242512

Harriman Vungal
ED-Operations
DIN : 00242621

G. Srinivasa Rao

Partner

Membership No. 210535

Place: Hyderabad

Date : May 18, 2024

G Purnachandra Rao

Director

DIN : 00876934

Place: Hyderabad

Date : May 18, 2024

D R Narahai Naidu

Chief Financial Officer

Sujani Vasireddi

Company Secretary



Standalone Statement of Profit and Loss

for the year ended March 31, 2024

(Amount in INR millions, unless otherwise stated)

Particulars	Note No.	Year Ended 31 March 2024	Year Ended 31 March 2023
I. Income			
Revenue from Operations	23	3,128.91	3,151.16
Other Income	24	40.10	34.68
Total Income		3,169.01	3,185.84
II. Expenses			
Cost of material consumed and testing expenditure	25A	751.74	713.80
Cost of lab setup	25B	2.36	19.86
Changes in inventories of work-in-progress	26	1.04	1.11
Employee benefits expense	27	984.91	903.74
Finance costs	28	21.13	26.44
Depreciation & Amortisation expense	5	339.99	305.40
Other expenses	29	552.47	577.18
Total Expenses		2,653.64	2,547.53
Profit before Exceptional Items		515.37	638.31
Exceptional Items		-	-
III. Profit before tax [I-II]		515.37	638.31
IV. Tax expense	30		
(a) Current tax		155.97	180.77
(b) Prior year tax adjustments		5.42	6.92
(c) Deferred tax (benefit)/expense		(34.09)	(22.37)
Total Tax Expense		127.30	165.32
V. Profit for the year [III-IV]		388.07	472.99
VI. Other comprehensive Income			
Items that will not be reclassified to profit or loss			
(a) Re-measurement of the net defined liability		(3.09)	(0.29)
(b) Income tax relating to the above item		0.78	0.07
Total other comprehensive income/(loss), net of tax		(2.31)	(0.22)
VII. Total Comprehensive income for the year [V-VI]		385.76	472.77
VIII. Earnings per share	31		
Basic (INR)		17.52	21.37
Diluted (INR)		17.26	20.96

The accompanying material accounting policies and explanatory notes form an integral part of the standalone financial statements.

Per our report of even date attached.

For Gattamaneni & Co

Chartered Accountants

Firm Registration No. 009303S

For and on behalf of the Board of Directors

Dr. S. P. Vasireddi

Executive Chairman

DIN : 00242288

Harita Vasireddi

Managing Director

DIN: 00242512

Harriman Vungal

ED-Operations

DIN : 00242621

G. Srinivasa Rao

Partner

Membership No. 210535

Place: Hyderabad

Date : May 18, 2024

G Purnachandra Rao

Director

DIN : 00876934

Place: Hyderabad

Date : May 18, 2024

D R Narahai Naidu

Chief Financial Officer

Sujani Vasireddi

Company Secretary

Standalone Statement of Cash Flows

for the year ended March 31, 2024

(Amount in INR millions, unless otherwise stated)

Particulars	Year Ended 31 March 2024	Year Ended 31 March 2023
Cash flow from operating activities		
Profit before tax	515.37	638.31
Adjustments to reconcile profit before tax to net cash flows:		
- Depreciation & Amortisation expense	339.99	305.40
- Interest Cost	16.84	22.05
- Impairment loss on receivables	9.42	15.09
- Bad Debts written off	29.54	31.22
- Equity settled share-based payment expenses	15.53	40.74
- Loss/ (Gain) on sale of assets	(5.65)	(2.44)
- Liabilities no longer required written back	(8.94)	(0.01)
- Interest Income	(13.48)	(12.21)
- Income from Government Grants	(10.19)	(8.47)
- Unrealised foreign exchange gains and losses (net)	(2.48)	(2.30)
<u>Adjustments for changes in working capital:</u>		
- (Increase)/decrease in inventories	(20.69)	(52.46)
- (Increase)/decrease in trade receivables	(100.27)	(72.24)
- (Increase)/decrease in loans and financial assets	2.75	(5.54)
- (Increase)/decrease in other assets	10.59	(24.22)
- Increase/(decrease) in employee benefit obligations	21.50	19.79
- Increase/(decrease) in trade payables	(62.74)	20.02
- Increase/(decrease) in other financial liabilities	1.79	79.34
- Increase/(decrease) in other current liabilities	(0.20)	(4.63)
Cash generated from/(used in) operations	738.68	987.44
Income tax paid	(148.10)	(122.33)
Net cash flows generated from/(used in) operating activities (A)	590.58	865.11
Cash flow from Investing activities		
Payment for property, plant and equipment and capital work-in-progress	(751.54)	(477.84)
Proceeds from sale/disposal of property, plant and equipment	20.93	2.44
Payments for Purchase of Intangible Assets	(2.36)	(19.86)
Redemption/(Investment) in fixed deposits (Net)	(30.56)	(86.37)
Interest Income received	15.12	9.95
Change in Loan to subsidiary	2.40	2.40
Net cash flow generated from/(used in) investing activities (B)	(746.01)	(569.28)
Cash flow from Financing activities		
Payment of Dividend	(44.28)	(44.22)
Repayment of Long term Borrowings	(51.74)	(53.59)
Proceeds from Long term Borrowings	40.31	-
Proceeds from/ (repayment of) short-term borrowings	51.44	-



Standalone Statement of Cash Flows for the year ended March 31, 2024

(Amount in INR millions, unless otherwise stated)

Particulars	Year Ended 31 March 2024	Year Ended 31 March 2023
Proceeds from issuance of Share Capital	0.08	0.04
Interest Cost paid	(14.84)	(8.85)
Net cash flow generated from/(used in) financing activities (C)	(19.03)	(106.62)
Net increase/(decrease) in cash and cash equivalents (A+B+C)	(174.46)	189.21
Cash and cash equivalents at the beginning of the year	295.72	106.51
Cash and cash equivalents at the end of the year	121.26	295.72
Cash and cash equivalents comprise		
Balances with banks in current & deposit accounts	118.83	295.02
Cash on hand	2.43	0.70
Total cash and cash equivalents at end of the year	121.26	295.72

Notes:

Reconciliation between the opening and closing balances in the balance sheet for liabilities arising from financing activities.

Particulars	Year Ended 31 March 2024	Year Ended 31 March 2023
(i) Non-Current Borrowings #		
Balance at the beginning of the year	149.88	190.21
Net Cash flow during the year	(11.43)	(53.59)
Non-Cash Changes due to		
- Variation in Exchange Rates	1.59	12.77
-Fair Value Adjustments	0.41	0.49
Balance at the end of the year	140.45	149.88
# Includes current maturities of non-current borrowings		
(ii) Current Borrowings		
Balance at the beginning of the year	-	-
Net Cash flow during the year	51.44	-
Balance at the end of the year	51.44	-

The accompanying material accounting policies and explanatory notes form an integral part of the standalone financial statements.

Per our report of even date attached.

For Gattamaneni & Co

Chartered Accountants

Firm Registration No. 009303S

For and on behalf of the Board of Directors

Dr. S. P. Vasireddi

Executive Chairman

DIN : 00242288

Harita Vasireddi

Managing Director

DIN: 00242512

Harriman Vungal

ED-Operations

DIN : 00242621

G. Srinivasa Rao

Partner

Membership No. 210535

Place: Hyderabad

Date : May 18, 2024

G Purnachandra Rao

Director

DIN : 00876934

Place: Hyderabad

Date : May 18, 2024

D R Narahai Naidu

Chief Financial Officer

Sujani Vasireddi

Company Secretary

Standalone Statement of changes in equity

for the year ended March 31, 2024

(Amount in INR millions, unless otherwise stated)

(A) Equity share capital

Particulars	No. of Shares	Amount
Issued, subscribed and fully paid shares of ₹ 2/- each		
Balance as at April 1, 2022	22,107,810	44.22
Add/Less: Changes during the year	21,179	0.04
Balance as at March 31, 2023	22,128,989	44.26
Add/Less: Changes during the year	41,594	0.08
Balance as at March 31, 2024	22,170,583	44.34

(B) Other equity

Particulars	Securities Premium	General Reserve	Retained Earnings	Share based payment reserve	Other Comprehensive Income	Total
Balance as at April 1, 2022	773.73	86.40	1,421.66	28.97	(18.49)	2,292.27
Add: Profit for the year	-	-	472.99	-	-	472.99
Less: Dividend on Equity Shares	-	-	44.22	-	-	44.22
Add: Expense arising from equity-settled share-based payment transactions (Refer note 27)	-	-	-	40.74	-	40.74
Add/Less: Transfer on account of Exercise of Options	6.13	-	-	(6.13)	-	-
Add: Other comprehensive income/(loss) for the year	-	-	-	-	(0.22)	(0.22)
Balance as at March 31, 2023	779.86	86.40	1,850.43	63.58	(18.71)	2,761.56
Balance as at April 1, 2023	779.86	86.40	1,850.43	63.58	(18.71)	2,761.56
Add: Profit for the year	-	-	388.07	-	-	388.07
Less: Dividend on Equity Shares	-	-	44.28	-	-	44.28
Add: Expense arising from equity-settled share-based payment transactions (Refer note 27)	-	-	-	15.53	-	15.53
Add/Less: Transfer on account of Exercise of Options	12.04	-	-	(12.04)	-	-
Add: Other comprehensive income/(loss) for the year	-	-	-	-	(2.31)	(2.31)
Balance as at March 31, 2024	791.90	86.40	2,194.22	67.07	(21.02)	3,118.57

The accompanying material accounting policies and explanatory notes form an integral part of the standalone financial statements.

Per our report of even date attached.

For Gattamaneni & Co

Chartered Accountants

Firm Registration No. 009303S

For and on behalf of the Board of Directors

Dr. S. P. Vasireddi
Executive Chairman
DIN : 00242288

Harita Vasireddi
Managing Director
DIN: 00242512

Harriman Vungal
ED-Operations
DIN : 00242621

G. Srinivasa Rao

Partner

Membership No. 210535

Place: Hyderabad

Date : May 18, 2024

G Purnachandra Rao

Director

DIN : 00876934

Place: Hyderabad

Date : May 18, 2024

D R Narahai Naidu

Chief Financial Officer

Sujani Vasireddi

Company Secretary



Notes

forming part of the standalone financial statements

1 General Information

Vimta Labs Limited (the “Company”) is a public limited company domiciled in India was incorporated on November 16, 1990 under the provisions of the Companies Act, 1956. The registered office of the Company is situated at 141/2 & 142, IDA Phase II, Cherlapally, Hyderabad – 500 051. The Company is a leading contract research and testing services provider in India. The Company’s equity shares are listed at Bombay Stock Exchange Limited and National Stock Exchange of India Limited.

The standalone financial statements are approved for issue by the Board of Directors at its meeting held on May 18, 2024.

2 Material accounting policies

2.1 Basis of Preparation of Financial Statements

(a) Statement of Compliance with Ind AS

The financial statements have been prepared in accordance with Indian Accounting Standards (Ind AS) notified under Section 133 of the Companies Act, 2013 (the “Act”) read with the Companies (Indian Accounting Standards) Rules, 2015 and Companies (Indian Accounting Standards) Amendment Rules, 2016, as amended from time to time and other relevant provisions of the Act.

Accounting policies have been consistently applied to all the years presented except where a newly issued accounting standard is initially adopted or a revision to an existing accounting standard requires a change in the accounting policy hitherto in use.

The financial statements have been prepared for the Company as a going concern on the basis of relevant Ind AS that are effective at the Company’s annual reporting date.

(b) Basis of measurement

The financial statements have been prepared on historical cost convention on accrual basis, except for the following items in the balance sheet:

- i) Certain financial assets and liabilities measured either at fair value or at amortised cost depending on the classification;
- ii) Defined employee benefit liabilities are recognised at the present value of defined benefit obligation adjusted for fair value of plan assets;

(c) Current and non-current classification

All assets and liabilities have been classified as current or non-current as per the Company’s operating cycle and other criteria set out in the Schedule III to the Act. Based on the nature of services and the time between the rendering of service and their realization in cash and cash equivalents, the Company has fixed its operating cycle as twelve months for the purpose of current and non-current classification of assets and liabilities.

The company presents assets and liabilities in the balance sheet based on current/ non-current classification.

An asset is classified as current when it is:

- Expected to be realised or intended to be sold or consumed in normal operating cycle
- Held primarily for the purpose of trading
- Expected to be realised within twelve months after the reporting period, or
- Cash or cash equivalent unless restricted from being exchanged or used to settle a liability for at least twelve months after the reporting period.

A liability is classified as current when:

- It is expected to be settled in normal operating cycle
- It is held primarily for the purpose of trading
- It is due to be settled within twelve months after the reporting period, or
- There is no unconditional right to defer the settlement of the liability for at least twelve months after the reporting period.

Current assets / liabilities include the current portion of non-current assets / liabilities respectively. All other assets / liabilities including deferred tax assets and liabilities are classified as non-current.

(d) Use of estimates

The preparation of financial statements in conformity with Ind AS requires the management of the company to make judgments, estimates and assumptions to be made that affect the reported amounts of assets and liabilities on the date of financial statements, disclosure of contingent liabilities as at the date of the financial statements, and the reported amounts of income and expenses during the reported period.

Estimates and underlying assumptions are reviewed on an ongoing basis. Revisions to accounting estimates are recognised in the period in which the estimates are revised.

(e) Fair value measurement

The Company’s accounting policies and disclosures require the measurement of fair values, for certain financial and non-financial assets and liabilities based on their classification.

Fair value is the price that would be received to sell an asset or paid to transfer a liability in an orderly transaction between market participants at the measurement date.

In estimating the fair value of an asset or liability, the company takes into account the characteristics of the asset or liability if market participants would take those characteristics into account when pricing the asset or liability at the measurement date.

Fair values are categorized into different levels in a fair value hierarchy based on the inputs used in the valuation techniques as follows:

- Level 1: quoted prices (unadjusted) in active markets for identical assets or liabilities.
- Level 2: inputs other than quoted prices included in Level 1 that are observable for the asset or liability, either directly (i.e. as prices) or indirectly (i.e. derived from prices).
- Level 3: inputs for the asset or liability that are not based on observable market data (unobservable inputs).

When measuring the fair value of an asset or a liability, the Company uses observable market data as far as possible. If the inputs used to measure the fair value of an asset or a liability fall into different levels of the fair value hierarchy, then the fair value measurement is categorized in its entirety in the same level of the fair value hierarchy as the lowest level input that is significant to the entire measurement. The Company recognises transfers between levels of the fair value hierarchy at the end of the reporting period during which the change has occurred. For the purpose of fair value disclosures, the Company has determined classes of assets and liabilities on the basis of the nature, characteristics and risks of the asset or liability and the level of the fair value hierarchy as explained above.

2.2 Property, plant and equipment

Property, plant and equipment are measured at cost less accumulated depreciation and impairment losses, if any. Cost comprises of purchase price,

freight, non-refundable taxes and duties, specified foreign exchange gains or losses and any other cost attributable to bring the asset to its working condition for its intended use.

Subsequent costs are included in the asset’s carrying amount or recognized as a separate asset, as appropriate, only when it is probable that future economic benefits associated with the item will flow to the Company and the cost of the item can be measured reliably. All other repairs and maintenance are charged to Statement of Profit and Loss during the year in which they are incurred.

Advances paid towards the acquisition of property, plant and equipment outstanding at each balance sheet date is classified as “capital advances” and the cost of assets not ready to use before such date are disclosed under ‘Capital work-in-progress’ and not depreciated.

Depreciation methods, estimated useful lives

Depreciable amount for assets is the cost of an asset or other amount substituted for cost, less its estimated residual value. Depreciation on property, plant and equipment is provided on straight-line method over their estimated useful lives which are the same as prescribed in Schedule II to the Act, except for the following:

Particulars	Useful Life as per Management Estimate	Useful Life as per Schedule II of the Act
Plant and Equipment	6.67-10 years	10-15 years
Computer Servers	3 Years	6 years

Based on the technical experts assessment of useful life, certain items of property, plant and equipment are being depreciated over useful lives different from the prescribed useful lives under Schedule II to the Act. The management has assessed the useful life of such assets on the basis of technical expert advice and past experience in the industry as it believes that such estimated useful lives are realistic and reflect fair approximation of the period over which the assets are likely to be used.

Depreciation on addition to property, plant and equipment is provided on pro-rata basis from the date of acquisition. Depreciation on sale/deduction from property plant and equipment is provided up to the date of sale/deduction, as the case may be. Gains and losses on disposals are determined by comparing proceeds with carrying amount and are included in Statement of Profit and Loss.



Assets held for sale

Non-current assets held for sale are measured at the lower of their carrying value and fair value of the assets less costs to sale. Assets and liabilities classified as held for sale are presented separately in the balance sheet. Property, plant and equipment once classified as held for sale are not depreciated/ amortised.

2.3 Intangible Assets

Intangible assets are stated at cost less accumulated amortisation and impairment. Intangible assets are amortised over their respective individual estimated useful lives on a straight-line basis, from the date that they are available for use. The estimated useful life of an identifiable intangible asset is based on a number of factors including the effects of obsolescence, other economic factors etc. Amortisation methods and useful lives are reviewed periodically including at each financial year end.

Subsequent expenditure

Subsequent expenditure is capitalised only when it increases the future economic benefits embodied in the specific asset to which it relates.

Amortisation

Intangible assets with finite lives are amortised over the useful economic life and assessed for impairment whenever there is an indication that the intangible asset may be impaired. The amortisation period and the amortisation method for an intangible asset with a finite useful life are reviewed at least at the end of each reporting period, with the effect of any change in the estimate being accounted for on a prospective basis. Changes in the expected useful life or the expected pattern of consumption of future economic benefits embodied in the asset are considered to modify the amortisation period or method, as appropriate, and are treated as changes in accounting estimates. The amortisation expense on intangible assets with finite lives is recognised in the Standalone statement of profit and loss unless such expenditure forms part of carrying value of another asset.

Operating rights 3-10 Years

2.4 Impairment of non-financial assets

At each reporting date, the Company assesses whether there is any indication that an asset may be impaired, based on internal or external factors. If any such indication exists, the Company estimates the recoverable amount of the asset or the cash generating unit. If such recoverable amount of the asset or cash generating unit to which the asset belongs is less than its carrying amount, the carrying

amount is reduced to its recoverable amount. The reduction is treated as an impairment loss and is recognised in the Statement of Profit and Loss. If, at the reporting date there is an indication that a previously assessed impairment loss no longer exists, the recoverable amount is reassessed and the asset is reflected at the recoverable amount. Impairment losses previously recognised are accordingly reversed in the Statement of Profit and Loss.

2.5 Financial instruments

A financial instrument is any contract that gives rise to a financial asset of one entity and a financial liability or equity instrument of another entity.

(a) Financial assets

Initial recognition and measurement

All financial assets are recognised in balance sheet when, and only when, the entity becomes party to the contractual provisions of the instrument and initially measured at fair value except for trade receivables which are initially measured at transaction price. In the case of financial assets not recorded at fair value through profit or loss, transaction costs that are attributable to the acquisition of the financial asset or liability are added to or deducted from the fair value.

Purchases or sales of financial assets that require delivery of assets within a time frame established by regulation or convention in the market place (regular way trades) are recognised on the trade date, i.e., the date that the Company commits to purchase or sell the asset.

Subsequent measurement

For purposes of subsequent measurement, financial assets are classified into four categories:

- Debt instruments at amortised cost
- Debt instruments at fair value through other comprehensive income (FVTOCI)
- Debt instruments and equity instruments at fair value through profit or loss (FVTPL) and
- Equity instruments measured at FVTOCI

Debt instruments at amortised cost

A 'debt instrument' is measured at the amortised cost if both the following conditions are met:

- The asset is held within a business model whose objective is to hold assets for collecting contractual cash flows, and
- Contractual terms of the asset give rise on specified dates to cash flows that are solely payments of principal and interest (SPPI) on the principal amount outstanding.

After initial measurement, financial assets are subsequently measured at amortised cost using the Effective Interest Rate (EIR) method. Amortised cost is calculated by taking into account any discount or premium on acquisition and fees or costs that are an integral part of the EIR. The EIR amortisation is included in finance income in the Statement of Profit and Loss. The losses arising from impairment are recognised in the Statement of Profit and Loss. This category covers Trade Receivables, Loans, Cash & Bank Balances and Other Receivables.

Debt instruments at fair value through other comprehensive income (FVTOCI)

A 'debt instrument' is classified as at the FVTOCI if both of the following criteria are met:

- The objective of the business model is achieved both by collecting contractual cash flows and selling the financial assets, and
- Contractual terms of the asset give rise on specified dates to cash flows that are solely payments of principal and interest (SPPI) on the principal amount outstanding.

Debt instruments included within the FVTOCI category are measured initially as well as at each reporting date at fair value. Fair value movements are recognised in the other comprehensive income (OCI). On derecognition of the asset, cumulative gain or loss previously recognised in OCI is reclassified to the Statement of Profit and Loss. Interest earned while holding FVTOCI debt instrument is reported as interest income using the EIR method.

Debt instruments and equity instruments at fair value through profit or loss (FVTPL)

FVTPL is a residual category for debt instruments. Any debt instrument, which does not meet the criteria for categorization as at amortised cost or as FVTOCI, is classified as at FVTPL.

Debt and Equity instruments included within the FVTPL category are measured at fair value with all changes recognized in the Statement of Profit and Loss.

Equity instruments included within the FVTPL category are measured at fair value with all changes recognized in the Statement of Profit and Loss.

Equity instruments measured at FVTOCI

All equity investments in the scope of Ind AS 109 are measured at fair value. Equity instruments which are held for trading are classified as at FVTPL. For all other equity instruments, the Company decides to classify the same either as at FVTOCI or FVTPL. The Company makes such election on an instrument-by-instrument

basis. The classification is made on initial recognition and is irrevocable.

If the Company decides to classify an equity instrument as at FVTOCI, then all fair value changes on the instrument, excluding dividends, are recognized in the OCI. There is no recycling of the amounts from OCI to Statement of Profit and Loss, even on sale of investment. However, the Company may transfer the cumulative gain or loss within equity.

De-recognition

The Company de-recognises a financial asset only when the contractual rights to the cash flows from the asset expires or it transfers the financial asset and substantially all the risks and rewards of ownership of the asset.

When the Company has transferred its rights to receive cash flows from an asset or has entered into a pass-through arrangement, it evaluates if and to what extent it has retained the risks and rewards of ownership. When it has neither transferred nor retained substantially all of the risks and rewards of the asset, nor transferred control of the asset, the Company continues to recognise the transferred asset to the extent of the Company's continuing involvement. In that case, the Company also recognises an associated liability. The transferred asset and the associated liability are measured on a basis that reflects the rights and obligations that the Company has retained.

Continuing involvement that takes the form of a guarantee over the transferred asset is measured at the lower of the original carrying amount of the asset and the maximum amount of consideration that the Company could be required to repay.

Impairment of financial assets

In accordance with Ind AS 109, the Company applies expected credit loss (ECL) model for measurement and recognition of impairment loss for the following financial assets and credit risk exposures:

- a) Financial assets that are debt instruments and are measured at amortised cost e.g., loans, deposits and bank balance.
- b) Trade Receivables that result from transactions that are within the scope of Ind AS 115.

The Company follows 'simplified approach' for recognition of impairment loss allowance on trade receivables. The application of simplified approach does not require the Company to track changes in credit risk. It recognises impairment loss allowance based on lifetime ECLs at each reporting date, right from its initial recognition.



As a practical expedient, the company uses a provision matrix to determine impairment loss allowance on portfolio of its receivables. The provision matrix is based on its historically observed default rates over the expected life of the trade receivables and is adjusted for forward looking estimates. At every reporting date, the historical observed default rates are updated and changes in the forward looking estimates are analysed.

For recognition of impairment loss on other financial assets and risk exposure, the Company determines whether there has been a significant increase in the credit risk since initial recognition. If credit risk has not increased significantly, 12 quarter ECL is used to provide for impairment loss. However, if credit risk has increased significantly, lifetime ECL is used. If, in a subsequent period, credit quality of the instrument improves such that there is no longer a significant increase in credit risk since initial recognition, then the entity reverts to recognising impairment loss allowance based on 12 quarter ECL.

Lifetime ECL are the expected credit losses resulting from all possible default events over the expected life of a financial instrument. The 12 quarter ECL is a portion of the lifetime ECL which results from default events that are possible within 12 months after the reporting date. ECL is the difference between all contractual cash flows that are due to the Company in accordance with the contract and all the cash flows that the Company expects to receive.

When estimating the cash flows, the Company is required to consider:

- All contractual terms of the financial assets (including prepayment and extension) over the expected life of the assets.
- Cash flows from the sale of collateral held or other credit enhancements that are integral to the contractual terms.

(b) Financial Liabilities

Initial recognition and measurement

Financial liabilities are classified, at initial recognition, as financial liabilities at fair value through profit or loss.

All financial liabilities are recognized initially at fair value and, in the case of loans and borrowings and payables, net of directly attributable transaction costs.

The Company's financial liabilities include trade and other payables, loans and borrowings.

Subsequent measurement

The measurement of financial liabilities depends on their classification, as described below:

Financial liabilities at fair value through profit or loss include financial liabilities held for trading and financial liabilities designated upon initial recognition as at fair value through profit or loss. Financial liabilities are classified as held for trading if they are incurred for the purpose of repurchasing in the near term.

Gains or losses on liabilities held for trading are recognised in the Statement of Profit and Loss.

Loans and borrowings

After initial recognition, interest-bearing loans and borrowings are subsequently measured at amortised cost using the EIR method. Gains and losses are recognised in Statement of Profit and Loss when the liabilities are derecognised as well as through the EIR amortisation process.

Amortised cost is calculated by taking into account any discount or premium on acquisition and fees or costs that are an integral part of the EIR. The EIR amortisation is included as finance costs in the Statement of Profit and Loss.

This category generally applies to interest-bearing loans and borrowings.

Trade and other payables

These amounts represent liabilities for goods and services provided to the Company prior to the end of financial year which are unpaid. The amounts are unsecured and are usually paid as per agreed terms. Trade and other payables are presented as current liabilities unless payment is not due within 12 months after the reporting period. They are recognised initially at their fair value and subsequently measured at amortised cost using the effective interest method.

De-recognition

A financial liability is de-recognised when the obligation under the liability is discharged or cancelled or expires. When an existing financial liability is replaced by another from the same lender on substantially different terms, or the terms of an existing liability are substantially modified, such an exchange or modification is treated as the derecognition of the original liability and the recognition of a new liability. The difference in the respective carrying amounts is recognised in the Statement of Profit and Loss.

Offsetting of financial instruments

Financial assets and financial liabilities are offset and the net amount is reported in the balance sheet if

there is a currently enforceable legal right to offset the recognised amounts and there is an intention to settle on a net basis, to realise the assets and settle the liabilities simultaneously.

2.6 Taxes

Tax expense for the year, comprising current tax and deferred tax, are included in the determination of the net profit or loss for the year.

(a) Current tax

Current tax assets and liabilities are measured at the amount expected to be recovered or paid to the taxation authorities. The tax rates and tax laws used to compute the amount are those that are enacted or substantively enacted, at the year end date.

The Company recognises interest levied and penalties related to income tax assessments in interest expense.

(b) Deferred tax

Deferred tax is provided using the Balance Sheet method on temporary differences between the tax bases of assets and liabilities and their carrying amounts for financial reporting purposes at the reporting date. Deferred tax liabilities are recognised for all taxable temporary differences.

Deferred tax assets are recognised for all deductible temporary differences, the carry forward of unused tax credits and any unused tax losses. Deferred tax assets are recognised to the extent that it is probable that future taxable profit will be available against which the deductible temporary differences, and the carry forward of unused tax credits and unused tax losses can be utilized.

The carrying amount of deferred tax assets is reviewed at each reporting date and reduced to the extent that it is no longer probable that sufficient future taxable profit will be available to allow all or part of the deferred tax asset to be utilized. Unrecognized deferred tax assets are re-assessed at each reporting date and are recognised to the extent that it has become probable that future taxable profits will allow the deferred tax asset to be recovered. Deferred tax assets and liabilities are measured at the tax rates that are expected to apply in the year when the asset is realized or the liability is settled, based on tax rates (and tax laws) that have been enacted or substantively enacted at the reporting date. Deferred tax relating to items recognised outside the statement of Profit and Loss is recognised outside the Statement of Profit and Loss (either in other comprehensive income or in equity). Deferred tax assets and deferred tax liabilities are offset if a legally enforceable right exists to set off current tax assets against current tax liabilities and

the deferred taxes relate to the same taxable entity and the same taxation authority.

2.7 Inventories

Inventories consist of chemicals and consumables, stores and spares, are measured at the lower of cost and net realisable value. Cost includes purchase price, duties and taxes (other than those subsequently recoverable by the Company from the concerned revenue authorities), freight inwards and other expenditure incurred in bringing such inventories to their present location and condition. Net realisable value is the estimated selling price in the ordinary course of business, less the estimated costs of completion and selling expenses. In determining the cost, First In First Out (FIFO) method is used. The carrying cost of inventories are appropriately written down when there is a decline in replacement cost of such materials.

Work in progress are valued at the lower of cost and net realisable value. Cost of work in progress is determined on the basis of cost and on the cost which comprises direct material consumed and human resource cost.

2.8 Provisions and contingent liabilities

Provisions are recognized when there is a present obligation as a result of a past event, it is probable that an outflow of resources embodying economic benefits will be required to settle the obligation and there is a reliable estimate of the amount of the obligation. Provisions are measured at the best estimate of the expenditure required to settle the present obligation at the year end.

If the effect of the time value of money is material, provisions are discounted using a current pre-tax rate that reflects, when appropriate, the risks specific to the liability. When discounting is used, the increase in the provision due to the passage of time is recognized as a finance cost.

Contingent liabilities are disclosed when there is a possible obligation arising from past events, the existence of which will be confirmed only by the occurrence or non occurrence of one or more uncertain future events not wholly within the control of the Company or a present obligation that arises from past events where it is either not probable that an outflow of resources will be required to settle or a reliable estimate of the amount cannot be made.

Contingent liabilities and assets are not recognised in financial statements. A disclosure of the contingent liability is made when there is a possible or a present obligation that may, but probably will not, require an outflow of resources.



2.9 Revenue Recognition

Rendering of services

The Company primarily earns revenue from Contract research and testing services.

Revenue is recognised upon transfer of control of promised services to customers in an amount that reflects the consideration the Company expect to receive in exchange for those services.

Revenue from providing services is recognised in the accounting period in which such services are rendered.

At contract inception, the Company assesses its promise to transfer services to a customer to identify separate performance obligations. The Company applies judgment to determine whether each service promised to a customer is capable of being distinct, and are distinct in the context of the contract, if not, the promised services are combined and accounted as a single performance obligation. The company allocates the arrangement consideration to separately identifiable performance obligation based on their relative stand-alone selling price or residual method.

In case of fixed-price contracts, the customer pays the fixed amount based on a payment schedule. If the services rendered by the company exceed the payment, a contract asset is recognised. If the payments exceed the services rendered, a contract liability is recognised.

Revenues in excess/short of invoicing are classified as assets/liabilities, as the case may be.

Export incentives

Export incentives are recognised when the right to receive the credit is established in respect of the exports made and where there is no significant uncertainty regarding the ultimate collection of the relevant export proceeds and utilization of export incentives within its validity period.

Interest

Interest income is recognised when it is probable that the economic benefits will flow to the Company and the amount of income can be measured reliably. Interest income is accrued on a time basis, by reference to the principle outstanding and at the effective interest rate applicable, which is the rate that exactly discounts estimated future cash receipts through the expected life of the financial asset to that asset's gross carrying amount on initial recognition. Interest income is included in other income in the Statement of Profit and Loss.

Service Concession Arrangements

The company constructs or upgrades infrastructure (construction or upgrade services) used to provide a public service and operates and maintains that infrastructure (operation services) for a specified period of time. These arrangements may include Infrastructure used in a public-to-private service concession arrangement for its entire useful life.

Under Appendix C to Ind AS 115 – Service Concession Arrangements, these arrangements are accounted for based on the nature of the consideration. The intangible asset model is used to the extent that the operator receives a right (i.e. a concessionaire) to charge users of the public service.

The financial model is used when the operator has an unconditional contractual right to receive cash or other financial assets from or at the direction of the grantor for the construction service. When the unconditional right to receive cash covers only part of the service, the two models are combined to account separately for each component. If the operator performs more than one service (i.e. construction, upgrade services and operation services) under a single contract or arrangement, consideration received or receivable is allocated by reference to the relative fair values of the service delivered, when the amount are not separately identifiable.

The intangible asset is amortised over the shorter of the estimated period of future economic benefits which the intangible assets are expected to generate or the concession period, from the date they are available for use.

An asset carried under concession arrangements is derecognised on disposal or when no future economic benefits are expected from its future use or disposal.

The company recognises a financial asset to the extent that it has an unconditional right to receive cash or another financial asset from or at the direction of the grantor. In case of annuity based carriageways, the company recognises financial asset.

2.10 Government grants

Grants from the government are recognized at their fair value where there is a reasonable assurance that the grant will be received and the Company will comply with all attached conditions.

Government grants relating to income are deferred and recognized in the statement of Profit and Loss over the period necessary to match them with the costs that they are intended to compensate and presented within other income.

Government grants relating to the purchase of

property, plant and equipment are included in non-current liabilities as deferred income and are credited to the statement of Profit and Loss on a straight-line basis over the expected lives of the related assets and presented within other income.

2.11 Foreign Currency Transactions

(a) Functional and presentation currency

Items included in the financial statements are measured using the currency of the primary economic environment in which the entity operates ('the functional currency'). The financial statements are presented in Indian rupee (INR), which is the Company's functional and presentation currency.

(b) Transactions and balances

On initial recognition, all foreign currency transactions are recorded by applying to the foreign currency amount the exchange rate between the functional currency and the foreign currency at the date of the transaction. Gains/Losses arising out of fluctuation in foreign exchange rate between the transaction date and settlement date are recognised in the Statement of Profit and Loss.

All monetary assets and liabilities in foreign currencies are restated at the year end at the exchange rate prevailing at the year end and the exchange differences are recognised in the Statement of Profit and Loss.

Non-monetary items that are measured in terms of historical cost in a foreign currency are translated using the exchange rates at the dates of the initial transactions.

2.12 Retirement and other Employee Benefits

(a) Short-term obligations

Liabilities for wages and salaries, including non-monetary benefits that are expected to be settled wholly within 12 months after the end of the year in which the employees render the related service are recognized in respect of employees' services up to the end of the year and are measured at the amounts expected to be paid when the liabilities are settled. The liabilities are presented as current employee benefit obligations in the balance sheet.

(b) Other long-term employee benefit obligations

(i) Defined contribution plan

Provident Fund: Contribution towards provident fund is made to the regulatory authorities, where the Company has no further obligations. Such benefits are classified as Defined Contribution Schemes as the Company does not carry any further obligations,

apart from the contributions made on a monthly basis which are charged to the Statement of Profit and Loss.

Employee's State Insurance Scheme: Contribution towards employees' state insurance scheme is made to the regulatory authorities, where the Company has no further obligations. Such benefits are classified as Defined Contribution Schemes as the Company does not carry any further obligations, apart from the contributions made on a monthly basis which are charged to the Statement of Profit and Loss.

(ii) Defined benefit plans

The Company has gratuity as defined benefit plan where the amount that an employee will receive on retirement is defined by reference to the employee's length of service and final salary. The Company has subscribed to gratuity scheme of Life Insurance Corporation of India ('LIC') to which the Company makes periodic Funding. Under the said policy, the eligible employees are entitled for gratuity upon their resignation, retirement, incapacitation, termination or in the event of death in lump sum after deduction of necessary taxes, as applicable. The liability in respect of defined benefit plans is calculated using the projected unit credit method consistent with the advice of qualified actuaries. The present value of the defined benefit obligation is determined by discounting the estimated future cash outflows using interest rates of high quality corporate bonds that are denominated in the currency in which the benefits will be paid, and that have terms of maturity approximating to the terms of the related defined benefit obligation.

The current service cost of the defined benefit plan, recognised in the statement of profit and loss under employee benefit expense, reflects the increase in the defined benefit obligation resulting from employee service in the current year, benefit changes, curtailments and settlements.

Past Service costs are recognised in statement of profit and loss in the period of plan amendment. The net interest cost is calculated by applying the discount rate to the net balance of the defined benefit obligation and fair value of plan assets. The cost is included in the employee benefit expenses in the statement of profit and loss. Actuarial gains and losses arising from experience adjustments and changes in actuarial assumptions are charged or credited to other comprehensive income in the period in which they arise.

Compensated Absences (Leave Encashment): The company's current policy permits employees to accumulate and carry forward a portion of their



unutilised compensated absences and utilise/ encash them in future periods in accordance with the terms of such policies. The company measures the expected cost of accumulated absences as the additional amount that the company incurs as a result of the unused entitlements that has accumulated at the balance sheet date and charge to Statement of Profit and loss. The Company's liability is actuarially determined (using the Projected Unit Credit method) at the end of each year. Such measurement is based on actuarial valuation at the balance sheet date carried out by a qualified actuary. Actuarial losses/ gains are recognized in the statement of profit and loss in the year in which they arise.

(c) Share-based payment arrangements

The stock options granted to employees in terms of the Employee Stock Options Schemes, are measured at the fair value of the options at the grant date. The fair value of the options is treated as discount and accounted as employee compensation cost over the vesting period on a straight-line basis. The amount recognised as expense in each year is arrived at based on the number of grants expected to vest. If a grant lapses after the vesting period, the cumulative discount recognised as expense in respect of such grant is transferred to the general reserve within equity.

2.13 Leases (as a lessee)

The company recognises a right-of-use asset and a lease liability at the lease commencement date. The right-of-use asset is initially measured at cost, which comprises the initial amount of the lease liability adjusted for any lease payments made at or before the commencement date, plus any initial direct costs incurred and an estimate of costs to dismantle and remove the underlying asset or to restore the underlying asset or the site on which it is located, less any lease incentives received.

The right-of-use asset is subsequently depreciated using the straight-line method from the commencement date to the earlier of the end of the useful life of the right-of-use asset or the end of the lease term. The estimated useful lives of right-of-use assets are determined on the same basis as those of property, plant and equipment. In addition, the right-of-use asset is periodically reduced by impairment losses, if any, and adjusted for certain re-measurements of the lease liability.

The lease liability is initially measured at the present value of the lease payments that are not paid at the commencement date, discounted using the interest rate implicit in the lease or, if that rate cannot

be readily determined, company's incremental borrowing rate. Generally, the company uses its incremental borrowing rate as the discount rate.

Lease payments included in the measurement of the lease liability comprise the following: –

- Fixed payments, including in-substance fixed payments;
- Variable lease payments that depend on an index or a rate, initially measured using the index or rate as at the commencement date;
- Amounts expected to be payable under a residual value guarantee; and
- The exercise price under a purchase option that the company is reasonably certain to exercise, lease payments in an optional renewal period if the company is reasonably certain to exercise an extension option, and penalties for early termination of a lease unless the company is reasonably certain not to terminate early.

The lease liability is measured at amortised cost using the effective interest method. It is remeasured when there is a change in future lease payments arising from a change in an index or rate, if there is a change in the company's estimate of the amount expected to be payable under a residual value guarantee, or if company changes its assessment of whether it will exercise a purchase, extension or termination option.

When the lease liability is remeasured in this way, a corresponding adjustment is made to the carrying amount of the right-of-use asset, or is recorded in the statement of Profit and Loss if the carrying amount of the right-of-use asset has been reduced to zero.

The company presents right-of-use assets that do not meet the definition of investment property in 'property, plant and equipment' and lease liabilities in 'loans and borrowings' in the statement of financial position.

Short-term leases and leases of low-value assets

The company has elected not to recognise right-of-use assets and lease liabilities for short term leases of real estate properties that have a lease term of 12 months. The company recognises the lease payments associated with these leases as an expense on a straight-line basis over the lease term.

2.14 Borrowing Costs

Borrowing costs consist of interest, ancillary costs and other costs in connection with the borrowing of funds and exchange differences arising from foreign currency borrowings to the extent they are regarded as an adjustment to interest costs.

Borrowing costs attributable to acquisition and/or construction of qualifying assets are capitalised as a part of the cost of such asset, up to the date such assets are ready for their intended use. Other borrowing costs are charged to the Statement of Profit and Loss.

2.15 Earnings Per Share

Basic earnings per share is calculated by dividing the net profit or loss for the year attributable to equity shareholders by the weighted average number of equity shares outstanding during the year. Earnings considered in ascertaining the Company's earnings per share is the net profit or loss for the year after deducting preference dividends and any attributable tax thereto for the year. The weighted average number of equity shares outstanding during the year and for all the years presented is adjusted for events, such as bonus shares, other than the conversion of potential equity shares, that have changed the number of equity shares outstanding, without a corresponding change in resources.

For the purpose of calculating diluted earnings per share, the net profit or loss for the year attributable to equity shareholders and the weighted average number of shares outstanding during the year is adjusted for the effects of all dilutive potential equity shares.

2.16 Dividend Distributions

The Company recognizes a liability to make the payment of dividend to owners of equity, when the distribution is authorised and the distribution is no longer at the discretion of the Company. As per the corporate laws in India, a distribution is authorised when it is approved by the shareholders. A corresponding amount is recognised directly in equity.

2.17 Cash Flows

Cash flows are reported using the indirect method, whereby profit before tax is adjusted for the effects of transactions of a non-cash nature, any deferrals or accruals of past or future operating cash receipts or payment and items of income or expenses associated with investing or financing cash flows. The cash flows from operating, investing and financing activities of the Company are segregated.

2.18 Segment Reporting

The management has assessed and identified reportable segments in accordance with the requirements of Ind AS 108 'Operating Segments'. The Company has only one reportable segment namely "Contract Research and Testing Services".

2.19 Cash and cash equivalents

Cash and cash equivalents in the balance sheet comprise cash at banks, cash on hand and short-term deposits with an original maturity of three months or less, which are subject to an insignificant risk of changes in value.

2.20 Investments in the nature of equity in subsidiaries

The company has elected to recognise its investments in equity instruments in subsidiaries at cost in the separate financial statements in accordance with the option available in Ind AS 27, 'Separate Financial Statements'. The company regardless of the nature of its involvement with an entity (the investee), determines whether it is a parent by assessing whether it controls the investee. The company controls an investee when it is exposed, or has rights, to variable returns from its involvement with the investee and has the ability to affect those returns through its power over the investee. Thus, the company controls an investee if and only if it has all the following:

- (a) power over the investee;
- (b) exposure, or rights, to variable returns from its involvement with the investee and
- (c) the ability to use its power over the investee to affect the amount of the returns.

Investments are accounted in accordance with Ind AS 105 when they are classified as held for sale. On disposal of investment, the difference between its carrying amount and net disposal proceeds is charged or credited to the statement of profit and loss.

2.21 Prior Period Items

Material prior period errors are corrected retrospectively by restating the comparative amounts for prior period presented in which the error occurred or if the error occurred before the earliest period presented, by restating the opening statement of financial position.

3 Significant accounting judgments, estimates and assumptions

The preparation of financial statements requires management to make judgments, estimates and assumptions that affect the reported amounts of revenues, expenses, assets and liabilities, and the accompanying disclosures, and the disclosure of contingent liabilities. Uncertainty about these assumptions and estimates could result in outcomes that require a material adjustment to the carrying amount of assets or liabilities affected in future years.



3.1 Estimates and assumptions

The key assumptions concerning the future and other key sources of estimation uncertainty at the year end date, that have a significant risk of causing a material adjustment to the carrying amounts of assets and liabilities within the next financial year, are described below. The Company based assumptions and estimates on parameters available when the financial statements were prepared. Existing circumstances and assumptions about future developments, however, may change due to market changes or circumstances arising that are beyond the control of the Company. Such changes are reflected in the assumptions when they occur.

(a) Leases

The Company determines the lease term as the non-cancellable term of the lease, together with any periods covered by an option to extend the lease if it is reasonably certain to be exercised, or any periods covered by an option to terminate the lease, if it is reasonably certain not to be exercised. The Company applies judgement in evaluating whether it is reasonably certain whether or not to exercise the option to renew or terminate the lease. That is, it considers all relevant factors that create an economic incentive for it to exercise either the renewal or termination. After the commencement date, the Company reassesses the lease term if there is a significant event or change in circumstances that is within its control and affects its ability to exercise or not to exercise the option to renew or to terminate (e.g., construction of significant leasehold improvements or significant customisation to the leased asset).

(b) Deferred Taxes

The assessment of the probability of future taxable profit in which deferred tax assets can be utilised is based on the Company's latest approved forecast, which is adjusted for significant non-taxable profit and expenses and specific limits to the use of any unused tax loss or credit. The tax rules in the jurisdiction in which the Company operates are also carefully taken into consideration. If a positive forecast of taxable profit indicates the probable use of a deferred tax asset, especially when it can be utilised without a time limit, that deferred tax asset is usually recognised in full.

(c) Defined benefit plans (gratuity benefits and leave encashment)

The cost of the defined benefit plans such as gratuity and leave encashment are determined using actuarial valuations. An actuarial valuation involves making

various assumptions that may differ from actual developments in the future due to changing market and economic conditions, regulatory events, judicial rulings, higher or lower withdrawal rates, or longer or shorter participant life spans.

The assumptions include determination of the discount rate, salary growth rate, mortality rate, retirement age and attrition rate. Due to the complexities involved in the valuation and its long-term nature, a defined benefit obligation is highly sensitive to changes in these assumptions. All assumptions are reviewed at each year end.

(d) Fair value of financial instruments

Management uses valuation techniques in measuring the fair value of financial instruments where active market quotes are not available. In applying the valuation techniques, management makes maximum use of market inputs and uses estimates and assumptions that are, as far as possible, consistent with observable data that market participants would use in pricing the instrument. Where applicable data is not observable, management uses its best estimate about the assumptions that market participants would make. These estimates may vary from the actual prices that would be achieved in an arm's length transaction at the reporting date.

(e) Impairment of financial assets

The impairment provisions of financial assets are based on assumptions about risk of default and expected loss rates. The Company uses judgment in making these assumptions and selecting the inputs to the impairment calculation, based on Company's past history, existing market conditions as well as forward looking estimates at the end of each reporting period.

(f) Impairment of non-financial assets

An impairment loss is recognised for the amount by which an asset's or cash-generating unit's carrying amount exceeds its recoverable amount to determine the recoverable amount, management estimates expected future cash flows from each asset or cash generating unit and determines a suitable interest rate in order to calculate the present value of those cash flows. In the process of measuring expected future cash flows, management makes assumptions about future operating results. These assumptions relate to future events and circumstances. The actual results may vary, and may cause significant adjustments to the Company's assets.

In most cases, determining the applicable discount rate involves estimating the appropriate adjustment to market risk and the appropriate adjustment to asset-specific risk factors.

(g) Research and Developments Costs

Management monitors progress of internal research and development projects by using a project management system. Significant judgment is required in distinguishing research from the development phase. Development costs are recognised as an asset when all the criteria are met, whereas research costs are expensed as incurred. Management also monitors whether the recognition requirements for development costs continue to be met. This is necessary due to inherent uncertainty in the economic success of any product development.

(h) Property, Plant and Equipment

Depreciation methods, useful lives and residual values are reviewed at each financial year end and adjusted prospectively, as appropriate.

(i) Current income taxes

Significant judgments are involved in determining the provision for income taxes including judgment on whether tax positions are probable of being sustained in tax assessments. A tax assessment can involve complex issues, which can only be resolved over extended time periods. The recognition of taxes that are subject to certain legal or economic limits or uncertainties is assessed individually by management based on the specific facts and circumstances.

(j) Provision for expected credit losses (ECL) of trade receivables and contract assets

The Company uses a provision matrix to calculate ECLs for trade receivables and contract assets. The provision rates are based on days past due across all segments. The provision matrix is initially based on the Company's historical observed default rates. The Company will calibrate the matrix to adjust the historical credit loss experience with forward-looking information. At every reporting date, the historical observed default rates are updated and changes in the forward-looking estimates are analysed. The assessment of the correlation between historical observed default rates, forecast economic conditions

and ECLs is a significant estimate. The amount of ECLs is sensitive to changes in circumstances and of forecast economic conditions. The Company's historical credit loss experience and forecast of economic conditions may also not be representative of customer's actual default in the future.

(k) Significant judgements

In the process of applying the company's accounting policies, the management has made the following judgements, which have the most significant effect on the amounts recognized in the standalone financial statements.

Determination of applicability of Appendix C of Service Concession Arrangement ('SCA'), under Ind AS - 115 'Revenue from contracts with customers'.

The company, has entered into concession agreement with Food Safety and Standards Authority of India ('FSSAI') to setup, operate and transfer (SOT) a National food Testing Laboratory (NFL) in JNPT, Mumbai. The management of the company conducted detailed analysis to determine applicability of SCA. The concession agreements of these entities, have significant non-regulated revenues, this arrangement has been considered as a "Service Concessionaire Arrangement" (SCA) and accordingly, revenue and costs are allocatable between those relating to lab setup services and those relating to operation and maintenance services. Further, the Company has acquired the right to charge the customer for the services to be rendered which has been assessed as an intangible asset.

4 Standards (including amendments) issued but not yet effective

Ministry of Corporate Affairs ("MCA") notifies new standards or amendments to the existing standards under Companies (Indian Accounting Standards) Rules as issued from time to time. For the year ended March 31, 2024, MCA has not notified any new standards or amendments to the existing standards applicable to the company.



(Amount in INR millions, unless otherwise stated)

5A Property Plant and Equipment

Particulars	Gross Carrying Value			Accumulated Depreciation			Net Carrying Value	
	As at 1 April 2023	Additions/ Adjustments	Deductions/ Adjustments	As at 31 March 2024	Charge for the Year	Deductions/ Adjustments	As at 31 March 2024	As at 31 March 2023
Land	21.88	-	-	21.88	-	-	21.88	21.88
Buildings	657.47	2.87	-	660.34	16.65	-	551.52	565.30
Furniture & Fixtures	135.49	10.32	9.28	136.53	10.99	5.71	51.32	55.56
Plant & Equipment	1,707.90	264.76	23.67	1,948.99	228.12	11.96	814.71	789.78
Electrical Installation	32.30	-	-	32.30	0.28	-	1.07	1.35
Office Equipment	27.34	6.07	1.25	32.16	3.13	1.25	10.70	7.76
Computers	230.95	22.23	-	253.18	44.17	-	78.82	100.76
Vehicles	32.79	-	-	32.79	3.21	-	11.04	14.25
Total-5A	2,846.12	306.25	34.20	3,118.17	306.55	18.92	1,577.11	1,556.64

(Amount in INR millions, unless otherwise stated)

5B Intangible Assets

Particulars	Gross Carrying Value			Accumulated Amortisation			Net Carrying Value	
	As at 1 April 2023	Additions/ Adjustments	Deductions/ Adjustments	As at 31 March 2024	Charge for the Year	Deductions/ Adjustments	As at 31 March 2024	As at 31 March 2023
Operating rights	158.29	2.36	-	160.65	33.44	-	69.77	121.96
Total-5B	158.29	2.36	-	160.65	33.44	-	69.77	121.96

Note:

- (i) Title deeds of all the immovable properties are held in the name of the company.
- (ii) The company has not held / dealt in investment property during the year.
- (iii) The company has not revalued its Property, Plant and Equipment (including the Right of use assets) and intangible assets during the year under review
- (iv) Refer Note No. 17 for disclosures relating to property, plant and equipment offered as security for the borrowings.
- (v) Refer Note No. 34B for disclosures relating to contractual commitments for acquisition of property, plant and equipment.
- (vi) The company has no intangible assets under development, whose completion is overdue or has exceeded its cost compared to its original plan.

(Amount in INR millions, unless otherwise stated)

5A Property Plant and Equipment

Particulars	Gross Carrying Value			Accumulated Depreciation			Net Carrying Value	
	As at 1 April 2022	Additions/ Adjustments	Deductions/ Adjustments	As at 31 March 2023	Charge for the Year	Deductions/ Adjustments	As at 31 March 2023	As at 31 March 2022
Land	21.88	-	-	21.88	-	-	21.88	21.88
Buildings	648.16	9.31	-	657.47	16.52	-	565.30	572.51
Furniture & Fixtures	121.14	14.35	-	135.49	11.17	-	55.56	52.38
Plant & Equipment	1,474.02	260.82	26.94	1,707.90	208.69	23.20	789.78	741.39
Electrical Installation	32.30	-	-	32.30	0.29	-	1.35	1.64
Office Equipment	24.05	3.29	-	27.34	2.28	-	7.76	6.75
Computers	173.72	57.23	-	230.95	31.64	-	100.76	75.17
Vehicles	27.92	6.62	1.75	32.79	3.32	1.58	14.25	11.11
Total-5A	2,523.19	351.62	28.69	2,846.12	273.91	24.78	1,556.64	1,482.83

5B Intangible Assets

(Amount in INR millions, unless otherwise stated)

Particulars	Gross Carrying Value			Accumulated Amortisation			Net Carrying Value	
	As at 1 April 2022	Additions/ Adjustments	Deductions/ Adjustments	As at 31 March 2023	Charge for the Year	Deductions/ Adjustments	As at 31 March 2023	As at 31 March 2022
Operating rights	138.43	19.86	-	158.29	31.49	-	121.96	133.59
Total-5B	138.43	19.86	-	158.29	31.49	-	121.96	133.59

Note:

- (i) Title deeds of all the immovable properties are held in the name of the company.
- (ii) The company has not held / dealt in investment property during the year.
- (iii) The company has not revalued its Property, Plant and Equipment (including the Right of use assets) and intangible assets during the year under review
- (iv) Refer Note No. 17 for disclosures relating to property, plant and equipment offered as security for the borrowings.
- (v) Refer Note No. 34B for disclosures relating to contractual commitments for acquisition of property, plant and equipment.
- (vi) The company has no intangible assets under development, whose completion is overdue or has exceeded its cost compared to its original plan.



Notes forming part of the Standalone Financial Statements

(Amount in INR millions, unless otherwise stated)

6 Capital work-in-progress

Particulars	As at 31 March 2024	As at 31 March 2023
Property, Plant & Equipment (under erection/ installation)		
Opening balance	123.06	3.07
Add: Additions during the year	677.70	342.67
Less: Capitalised during the year	215.05	222.68
TOTAL	585.71	123.06

Note: The amount of Borrowing costs capitalised to CWIP during the year ended March 31, 2024 was ₹ Nil (March 31, 2023 ₹ Nil)

Ageing of Capital Work in progress

31 March 2024

Particulars	Amount in CWIP for a period of				Total
	< 1 Year	1-2 Years	2-3 Years	> 3 Years	
Projects in progress	489.07	96.64	-	-	585.71
Projects temporarily suspended	-	-	-	-	-
TOTAL	489.07	96.64	-	-	585.71

31 March 2023

Particulars	Amount in CWIP for a period of				Total
	< 1 Year	1-2 Years	2-3 Years	> 3 Years	
Projects in progress	123.06	-	-	-	123.06
Projects temporarily suspended	-	-	-	-	-
TOTAL	123.06	-	-	-	123.06

Project delayed for CWIP whose completion is overdue or has exceeded its estimated cost compared to the original plan.

The CWIP completion schedule is as follows:

31 March 2024

CWIP	To be completed in				Total
	< 1 Year	1-2 Years	2-3 Years	> 3 Years	
Project - Capacity Expansion	538.19	-	-	-	538.19
TOTAL	538.19	-	-	-	538.19

31 March 2023

CWIP	To be completed in				Total
	< 1 Year	1-2 Years	2-3 Years	> 3 Years	
Project - Others	-	-	-	-	-
TOTAL	-	-	-	-	-

(Amount in INR millions, unless otherwise stated)

7 Investments

Particulars	As at 31 March 2024	As at 31 March 2023
Investments in unquoted equity shares (fully paid, carried at cost)		
In subsidiaries		
Emtac Laboratories Private Limited 34,16,500 Equity Shares of face value of ₹ 10/- each. (31 March 2022: 34,16,500 Equity Shares of face value of ₹ 10/- each)	61.50	61.50
TOTAL	61.50	61.50

8 Financial Assets

Particulars	As at 31 March 2024	As at 31 March 2023
Loans Current - considered good, unsecured		
Loans - Wholly Owned Subsidiary	-	2.40
Loans - Employees	0.83	0.83
TOTAL	0.83	3.23

Note:

- Unsecured loan of ₹ Nil (Previous year ₹ 2.4 Million) to Emtac Laboratories Pvt Ltd, subsidiary carries interest @9% p.a payable on monthly basis.
- The company has not granted any loans or advances in the nature of loans to promoters, directors, KMPs and the related parties (as defined under Companies Act, 2013) except the loan to Wholly Owned Subsidiary, either severally or jointly with any other person that are repayable on demand; or without specifying any terms or period of repayment.

9 Deferred tax Assets/(liabilities) (Net)

Particulars	As at 31 March 2024	As at 31 March 2023
(A) Deferred tax liability on account of		
- property, plant and equipment	-	16.02
(B) Deferred tax asset on account of		
- Property, plant and equipment	1.96	-
- Gratuity	25.44	18.74
- Compensated absences	12.53	8.17
- Other employee benefits	12.11	11.68
- Impairment loss on trade receivables	22.92	20.55
- Others	3.02	-
	77.98	59.14
Total Deferred Tax Assets/(Liabilities) (Net)	77.98	43.12



Notes forming part of the Standalone Financial Statements

(Amount in INR millions, unless otherwise stated)

Movement in the Deferred Tax Assets/(Liabilities):

Particulars	Employee benefit expenses	Property, plant and equipment	Impairment loss on trade receivables	Others	Total
Opening balance as at April 1, 2022	30.29	(26.37)	16.76	-	20.68
<u>Charged/(credited)</u>					
- to profit or loss	8.23	10.35	3.79	-	22.37
- to OCI	0.07	-	-	-	0.07
Closing balance as at March 31, 2023	38.59	(16.02)	20.55	-	43.12
Opening balance as at April 1, 2023	38.59	(16.02)	20.55	-	43.12
<u>Charged/(credited)</u>					
- to profit or loss	10.71	17.98	2.37	3.02	34.08
- to OCI	0.78	-	-	-	0.78
Closing balance as at March 31, 2024	50.08	1.96	22.92	3.02	77.98

10 Other Assets

Particulars	As at 31 March 2024	As at 31 March 2023
(A) Other Non-Current assets (Unsecured, considered good)		
Capital advances	17.38	23.46
Income tax assets (Net)	3.94	17.23
TOTAL	21.32	40.69
(B) Other Current Assets (Unsecured, Considered good)		
Prepaid expenses	30.35	34.44
Advances for services and supplies	28.85	35.66
Balance with government authorities*	13.79	23.96
Export incentives	100.79	100.79
Advances for expenses	6.94	5.73
TOTAL	180.72	200.58

* Balance with government authorities includes PF paid under Protest aggregating to ₹ 1.74 Million as at March 31, 2024 and March 31, 2023

Note: Due by Directors or other officers of the company or any of them either severally or jointly with any other persons or due by firms / private companies in which any Director is a Partner or a Director or a Member.

Nil

Nil

11 Inventories

Particulars	As at 31 March 2024	As at 31 March 2023
Valued at the lower of cost and net realisable value		
Chemicals and consumables	225.02	205.94
Stores and spares	21.89	19.24
Work-in-progress	-	1.04
TOTAL	246.91	226.22

(Amount in INR millions, unless otherwise stated)

12 Trade Receivables

Particulars	As at 31 March 2024	As at 31 March 2023
Unsecured		
Trade Receivables - considered good	863.41	799.00
Trade Receivables - credit impaired	91.08	81.67
Gross Trade receivables	954.49	880.67
Less : Impairment allowance for - credit impaired	91.08	81.67
TOTAL	863.41	799.00

Note:

- (i) Due by directors or other officers of the company or any of them either severally or jointly with any other person, or debts due by firms or private companies respectively in which any director is a partner or a director or a member ₹ 6.93 Mn (Previous year ₹ 4.42 Mn).
- (ii) Refer Note 33 for information about credit risk and market risk of trade receivables.
- (iii) Refer Note No. 17 for disclosures relating to receivables offered as security by the Company.

Ageing of Trade receivables

31 March 2024

Particulars	Outstanding for following periods from due date of payment						Total
	Not Due	< 6 Months	6 Months -1 Year	1-2 Years	2-3 Years	> 3 Years	
(i) Undisputed Trade Receivables – considered good	308.85	433.22	60.85	19.57	12.19	28.73	863.41
(ii) Undisputed Trade Receivables – which have significant increase in credit risk	-	-	-	-	-	-	-
(iii) Undisputed Trade Receivables – credit impaired	-	9.13	14.82	27.83	10.45	28.85	91.08
(iv) Disputed Trade Receivables– considered good	-	-	-	-	-	-	-
(v) Disputed Trade Receivables – which have significant increase in credit risk	-	-	-	-	-	-	-
(vi) Disputed Trade receivables – Credit impaired	-	-	-	-	-	-	-
(vii) Unbilled Trade receivables	-	-	-	-	-	-	-
Gross Trade receivables	308.85	442.35	75.67	47.40	22.64	57.58	954.49
Less : Impairment allowance - credit impaired	-	9.13	14.82	27.83	10.45	28.85	91.08
TOTAL	308.85	433.22	60.85	19.57	12.19	28.73	863.41



Notes forming part of the Standalone Financial Statements

(Amount in INR millions, unless otherwise stated)

31 March 2023

Particulars	Outstanding for following periods from due date of payment						Total
	Not Due	< 6 Months	6 Months -1 Year	1-2 Years	2-3 Years	> 3 Years	
(i) Undisputed Trade Receivables – considered good	284.73	423.63	43.66	22.88	12.95	11.15	799.00
(ii) Undisputed Trade Receivables – which have significant increase in credit risk	-	-	-	-	-	-	-
(iii) Undisputed Trade Receivables – credit impaired	-	9.44	10.75	14.09	20.84	26.55	81.67
(iv) Disputed Trade Receivables– considered good	-	-	-	-	-	-	-
(v) Disputed Trade Receivables – which have significant increase in credit risk	-	-	-	-	-	-	-
(vi) Disputed Trade receivables – Credit impaired	-	-	-	-	-	-	-
(vii) Unbilled Trade receivables	-	-	-	-	-	-	-
Gross Trade receivables	284.73	433.07	54.41	36.97	33.79	37.70	880.67
Less : Impairment allowance - credit impaired	-	9.44	10.75	14.09	20.84	26.55	81.67
T O T A L	284.73	423.63	43.66	22.88	12.95	11.15	799.00

Movement in the Impairment allowance

Particulars	As at 31 March 2024	As at 31 March 2023
Balance at the beginning of the year	81.67	66.57
Impairment losses recognised/(reversed) on receivables (net)	9.41	15.10
Amounts written off during the year	-	-
Balance at the end of the year	91.08	81.67

13 Cash and Bank Balances

Particulars	As at 31 March 2024	As at 31 March 2023
(A) Cash and Cash equivalents:		
(i) Balance with Banks in India		
- Current Accounts	16.74	67.51
- Deposit Accounts	97.23	208.72
- EEFC Accounts	4.86	18.79
(ii) Cash on hand	2.43	0.70
T O T A L	121.26	295.72
(B) Bank balances other than (A) (i) above		
Deposit Accounts having maturity of over 3 months but upto 12 months	117.17	86.46
Deposits held as security for bank guarantees and others	4.06	4.06
Unclaimed Dividend accounts	1.88	2.04
T O T A L	123.11	92.56

Note :

- (i) There are no repatriation restrictions in respect of cash and cash equivalents in the reporting period and previous period.
- (ii) Unclaimed Dividends are transferred to Investor Education and Protection Fund after seven years from due date in accordance with applicable provisions of the Companies Act, 2013.
- (iii) Term deposit with original maturity of more than twelve months but remaining maturity of less than twelve months from the balance sheet date have been disclosed under other bank balances.

(Amount in INR millions, unless otherwise stated)

14 Other Financial Assets

Particulars	As at	As at
	31 March 2024	31 March 2023
A. Non Current - Unsecured, considered good		
Security deposits - (Service providers and suppliers)	27.23	29.97
	27.23	29.97
B. Current - Unsecured, considered good		
Security deposits - (Service providers and suppliers)	16.31	7.03
Interest accrued on deposits	1.80	3.44
TOTAL	18.11	10.47

15 Equity Share Capital

Particulars	As at 31 March 2024		As at 31 March 2023	
	No. of Shares	Amount	No. of Shares	Amount
Authorised				
Equity Shares of ₹ 2/- each	35,000,000	70.00	35,000,000	70.00
Issued, subscribed and fully paid-up				
Equity Shares of ₹ 2/- each	22,170,583	44.34	22,128,989	44.26

(a) Reconciliation of equity shares outstanding at the beginning and at the end of the year

Particulars	As at 31 March 2024		As at 31 March 2023	
	No. of Shares	Amount	No. of Shares	Amount
Outstanding at the beginning of the year	22,128,989	44.26	22,107,810	44.22
Add: Issued during the year	41,594	0.08	21,179	0.04
Outstanding at the end of the year	22,170,583	44.34	22,128,989	44.26

(b) Rights, preferences and restrictions attached to shares

The Company has only one class of shares i.e. equity shares having par value of ₹ 2/- per share. Each shareholder is entitled to one vote per share held and ranks pari passu. The dividend proposed by the Board of Directors is subject to the approval of the shareholders in the ensuing Annual General Meeting except in the case of Interim Dividend.

In the event of liquidation of the company, the holders of equity shares are entitled to receive remaining assets of the company, after distribution of all preferential amounts. The distribution will be in proportion to the number of equity shares held by the shareholders.

The board of directors of the company have recommended a dividend of ₹ 2/- per equity share of ₹ 2/- each for the financial year 2023-24 (FY 2022-23: ₹ 2/- per equity share of ₹ 2/- each), subject to approval of the shareholders at the ensuing Annual General Meeting, and if approved, would result in a cash outflow of approximately ₹ 44.34 Mn.

(c) Details of shares held by shareholders holding more than 5% of the aggregate shares in the Company

Particulars	As at 31 March 2024		As at 31 March 2023	
	No. of Shares	% of Holding	No. of Shares	% of Holding
Eurofins Analytical Services India Pvt. Ltd.	4,403,668	19.86	4,403,668	19.90
Sivalinga Prasad Vasireddi	2,598,525	11.72	3,598,525	16.26
LCGC Chromatography Solutions Pvt. Ltd.	2,083,175	9.40	2,083,175	9.41
Vungal Harriman	1,777,893	8.02	1,777,893	8.03
Vasireddi Veerabhadra Prasad	1,463,515	6.60	1,463,515	6.61

Note: The above shareholding is as per the records of the Company, including its register of shareholders/members and other declarations received from shareholders regarding beneficial interest. The above shareholding represents both legal and beneficial ownership of shares.



Notes forming part of the Standalone Financial Statements

(Amount in INR millions, unless otherwise stated)

(d) Shares held by promoters and promoter group at the end of the year

S. No	Promoter Name	As at 31 March 2024		As at 31 March 2023		% of Change during the year
		No of Shares	% of Total Shares	No of Shares	% of Total Shares	
1	Sivalinga Prasad Vasireddi	2,598,525	11.72	3,598,525	16.26	-27.79
2	Vungal Harriman	1,777,893	8.02	1,777,893	8.03	Nil
3	Vasireddi Veerbhadra Prasad	1,463,515	6.60	1,463,515	6.61	Nil
4	Praveena Vasireddi	1,102,535	4.97	122,535	0.55	799.77
5	APIDC	590,000	2.66	590,000	2.67	Nil
6	Harita Vasireddi	167,964	0.76	167,964	0.76	Nil
7	Sireesh Chandra Vungal	113,055	0.51	113,055	0.51	Nil
8	Swarnalatha Vasireddi	101,535	0.46	101,535	0.46	Nil
9	Sudheshna Vungal	100,879	0.46	100,879	0.46	Nil
10	Sujani Vasireddi	87,542	0.39	122,542	0.55	-28.56
11	Rajeswari Vungal	80,725	0.36	80,725	0.36	Nil
12	Rajya Lakshmi Vasireddi	2,300	0.01	2,300	0.01	Nil

(e) Shares reserved for issue under options outstanding as at the end of the year on un-issued share capital:

Particulars	As at 31 March 2024		As at 31 March 2023	
	No. of Shares to be issued fully paid up	Amount	No. of Shares to be issued fully paid up	Amount
Employee stock option granted and outstanding	330,383	67.07	435,880	63.58

The details of grant under the aforesaid scheme are summarised below:

Option Plan	Number	Grant Date	Exercise Price in ₹	Fair Value on the date of grant in ₹
Vimta Labs Employee Stock Option Plan -2021	507,769	19-Sep-21	2.00	289.69
	17,961	11-May-22	2.00	289.63
	35,702	26-Oct-22	2.00	289.63
	11,872	30-Oct-23	2.00	503.71

Particulars	FY 2023-24	FY 2022-23
Options granted and outstanding at the beginning of the year	435,880	454,879
Options lapsed	75,775	51,483
Options Granted	11,872	53,663
Options exercised	41,594	21,179
Options granted and outstanding at the end of the year, of which	330,383	435,880
Options vested	59,883	62,403
Options yet to vest	270,500	373,477
Weighted average remaining contractual life of options (in years)	2.74 years	3.5 years

The number and weighted average exercise price of stock options are as follows:

Particulars	For the Year Ended 31 st March, 2024		For the Year Ended 31 st March, 2023	
	No of Stock options	Weighted Average Exercise price	No of Stock options	Weighted Average Exercise price
(A) Options granted and outstanding at the beginning of the year	435,880	₹ 2/-per option	454,879	₹ 2/-per option
(B) Options granted	11,872	₹ 2/-per option	53,663	₹ 2/-per option
(C) Options allotted	41,594	₹ 2/-per option	21,179	₹ 2/-per option
(D) Options lapsed	75,775	₹ 2/-per option	51,483	₹ 2/-per option
(E) Options granted and outstanding at the end of the year	330,383	₹ 2/-per option	435,880	₹ 2/-per option
(F) Options exercisable at the end of the year out of (E)	75,112	₹ 2/-per option	41,224	₹ 2/-per option

The fair value of the options granted under the stock option scheme is accounted as employee compensation over the vesting period.

The fair value of the options granted during the year has been calculated as per the Black-Scholes Option Pricing Model using the following significant assumptions and inputs:

Particulars	2023-24	2022-23
Weighted average risk-free interest rate	6.00%	6.00%
Weighted average expected life of options	2.74 years	3.5 years
Weighted average expected volatility	48.73%	53.63%
Weighted average expected dividends over the life of the option	80%	80%
Weighted average exercise price	₹ 2/-per option	₹ 2/-per option
Method used to determine expected volatility	Expected volatility is based on the historical volatility of the Company's share price applicable to the total expected life of each option.	Expected volatility is based on the historical volatility of the Company's share price applicable to the total expected life of each option.

Total Expense accounted on account of the above are given below

Particulars	For the year ended March 31, 2024	For the year ended March 31, 2023
ESOP cost accounted by the company (Refer Note 27)	15.53	40.74

(f) No shares have been issued as bonus shares or for consideration other than cash by the Company during the period of five years immediately preceding the current year end.

(g) No shares have been bought back by the Company during the period of five years immediately preceding the current year end.



Notes forming part of the Standalone Financial Statements

(Amount in INR millions, unless otherwise stated)

16 Other equity

Particulars	As at 31 March 2024	As at 31 March 2023
Security Premium		
Balance at the beginning of the year	779.86	773.73
Add: Transfer on Account of Exercise of Options	12.04	6.13
Balance at the end of the year	791.90	779.86
General Reserve		
Balance at the beginning and end of the year	86.40	86.40
Retained Earnings		
Balance at the beginning of the year	1,850.43	1,421.66
Add: Profit for the year	388.07	472.99
Less: Dividend on Equity Shares	44.28	44.22
Balance at the end of the year	2,194.22	1,850.43
Share based payment reserve		
Balance at the beginning of the year	63.58	28.97
Add: Expense arising from equity-settled share-based payment transactions (Refer note 27)	15.53	40.74
Less: Transfer on Account of Exercise of Options	12.04	6.13
Balance at the end of the year	67.07	63.58
Other Comprehensive Income		
Balance at the beginning of the year	(18.71)	(18.49)
Add: Other comprehensive income/(loss) for the year	(2.31)	(0.22)
Balance at the closing of the year	(21.02)	(18.71)
TOTAL	3,118.57	2,761.56

Nature and purpose of reserves:

Security premium: This is the premium received on issue of equity shares and will be utilised as per the applicable provisions of the Act.

General reserves: This is the amount transferred from retained earnings and will be utilised as per the applicable provisions of the Act.

Retained earnings: This comprises of net accumulated profit of the Company after declaration of dividend.

Other comprehensive income: This comprises of actuarial gain/(loss) [net of taxes] at the end of the reporting period.

Share based payment reserve: This comprises of share options granted by the company to its employees under its share option plan. Refer Note 15 (e) for further details

(Amount in INR millions, unless otherwise stated)

17 Borrowings

Particulars	As at 31 March 2024	As at 31 March 2023
(A) Non-current Borrowings		
1) Secured		
Loans from Banks		
- Rupee term loan	47.61	15.27
- Foreign currency term loan	90.78	129.30
Less: Current maturities	47.65	47.75
	90.74	96.82
2) Unsecured		
- Loan from NBFC	2.06	5.31
Less: Current maturities	2.06	3.22
	-	2.09
TOTAL	90.74	98.91
(B) Current Borrowings		
Secured, repayable on demand		
- Working capital loans from banks	51.44	-
- Current maturities of all Long term Borrowings	49.71	50.97
TOTAL	101.15	50.97



(Amount in INR millions, unless otherwise stated)

Note:

(a) Terms and conditions of secured rupee term loans and nature of security

1. i) The working capital term loan from Axis Bank aggregating to ₹ 7.30 Million as at March 31, 2024 (Previous Year ₹ 15.27 Million) (Sanctioned limit of ₹ 23.90 Million in FY 2020-21) under emergency Credit Line Guarantee Scheme is secured by extension of charge (second charge) on existing primary and collateral security and guaranteed by NCGTC.
- ii) The above mentioned working capital term loan carries interest at the rate of 9.25% fixed {Prev Year 9.25%} and is repayable in 36 equal monthly installments commencing from March, 2022.
2. i) The Rupee term loan from Axis Bank aggregating to ₹ 40.31 Million as at March 31, 2024 (Sanctioned limit of ₹ 262.50 Million in FY 2023-24) is secured by way of first charge on assets created out of Term Loan. This loan is also secured by Second Charge on Current Assets (both present and future) of the company.
- ii) The above mentioned rupee term loan carries interest at the rate of 8% (REPO Rate + 1.50%) and is repayable in 16 quarterly instalments with a 6 months moratorium period from the date of first disbursement.

(b) Terms and conditions of secured foreign currency term loans and nature of security

1. The foreign currency term loan availed from Axis Bank taken for General Capex aggregating to ₹ 38.81 Million (equivalent to USD 0.4654 Million) as at March 31, 2024 (Sanctioned limit of ₹ 75.00 Million in FY 2020-21 and subsequently converted into FCTL of USD 1.034 Million) (Previous Year ₹ 55.27 Million) is secured by way of first charge to bank on assets created out of Term Loan. This loan is also secured by Second Charge on Current Assets (both present and future) of the company at pari passu basis with HDFC Bank Ltd. The loan is covered by collateral security by way of equitable mortgage of property bearing Plot Nos.141/2 & 142, IDA, Phase – II, Cherlapally, Hyderabad – 500 083, Telangana.

The above mentioned foreign currency term loan carries interest at 12 Months SOFR + 275 bps plus 1% per annum (mark up fee upfront) and repayable in 20 equal quarterly installments commencing from March 2022.

2. The foreign currency term loan availed from Axis Bank taken for E& E Project aggregating to ₹ 51.97 Million (equivalent to USD 0.6234 Million) as at March 31, 2024 (sanctioned limit of ₹ 150.00 Million in FY 2020-21 and subsequently converted into FCTL of USD 1.1775 Million) (Previous Year ₹ 74.03 Million) secured by way of first charge to bank on assets created out of Term Loan. This loan is also secured by Second Charge on Current Assets (both present and future) of the company at pari passu basis with HDFC Bank Ltd. The loan is covered by collateral security by way of equitable mortgage of property bearing Plot Nos.141/2 & 142, IDA, Phase – II, Cherlapally, Hyderabad – 500 083, Telangana.

The above mentioned foreign currency term loan carries interest at 12 Months SOFR +275 bps +1.00% per annum (markup fee upfront) and repayable in 20 quarterly installments commencing from March, 2022.

(c) Unsecured loans from NBFC:

1. The rupee term loan from Cisco Systems Capital India Private Limited amounting to ₹ 0.32 Million as at March 31, 2024 (Sanctioned limit of ₹ 8.67 Million in FY 2019-20) carries at NIL interest and is repayable in 20 quarterly installments commencing from September, 2019. (Previous Year ₹ 1.53 Million)
- 2) The rupee term loan from Cisco Systems Capital India Private Limited amounting to ₹ 1.01 Million as at March 31, 2024 (Sanctioned limit of ₹ 9.69 Million in FY 2019-20) carries at NIL interest and is repayable in 20 quarterly installments commencing from January, 2020. (Previous Year ₹ 2.35 Million)
- 3) The rupee term loan from Cisco Systems Capital India Private Limited amounting to ₹ 0.73 Million as at March, 31, 2024 (sanctioned limit of ₹ 4.54 Million in FY 2020-21) carries an interest at the rate of 5.00% as at March 31, 2024 and is repayable in 20 quarterly installments commencing from September, 2019. (Previous Year ₹ 1.42 Million)

(d) Maturity profile of long-term borrowings:

31 March 2024

Particulars	Within 1 year	1 - 2 years	2 - 5 years	More than 5 Years	Total
Rupee term loan from bank	7.30	40.31	-	-	47.61
Foreign currency term loan from bank	40.35	40.34	10.09	-	90.78
Loan from NBFC	2.06	-	-	-	2.06
TOTAL	49.71	80.65	10.09	-	140.45

31 March 2023

Particulars	Within 1 year	1 - 2 years	2 - 5 years	More than 5 Years	Total
Rupee term loan from bank	7.97	7.30	-	-	15.27
Foreign currency term loan from bank	39.78	39.79	49.73	-	129.30
Loan from NBFC	3.22	2.09	-	-	5.31
TOTAL	50.97	49.18	49.73	-	149.88

(e) Details of working capital limits from banks:

1. The working capital facility from Axis bank amounting ₹ Nil as at March 31, 2024 (sanctioned limit ₹ 150 Million) carries an interest of 3 months MCLR plus spread of 0.10% and is secured by way of first paripassu charge on entire current assets of the company (both present and future) along with HDFC Bank Ltd.
 2. The working capital facility from HDFC bank amounting ₹ 51.44 Million as at March 31, 2024 (sanctioned limit ₹ 150 Million) carries an interest of 3 Months T Bill plus spread of 2.12% and is secured by way of first paripassu charge on entire current assets of the company(both present and future) along with Axis bank Ltd.
 3. First paripassu charge to HDFC bank on Industrial land and building situated at Plot No 141/2 and 142, IDA, Phase -II, Cherlapally, Hyderabad- 500051 as collateral security.
- (f) There were no defaults as on current balance sheet date and previous year in repayment of all the above borrowings and interest thereon.
- (g) The company has used the borrowings from Banks and Financial Institutions for the specific purpose for which it was taken at the Balance sheet date.
- (h) For the borrowings from Banks on the basis of security of current assets, the quarterly returns or statements filed by the company with Banks are in agreement with the books of account.
- (i) Company is not a declared willful defaulter by any Bank or Financial Institution or other lender.
- (j) There are no charges or satisfaction which are yet to be registered with ROC beyond the statutory period in respect of the above borrowings.



Notes forming part of the Standalone Financial Statements

(Amount in INR millions, unless otherwise stated)

18 Provisions

Particulars	As at 31 March 2024	As at 31 March 2023
(A) Non-current		
Provision for employee benefits		
- Gratuity, funded*	79.74	55.31
- Compensated absences	37.87	32.05
TOTAL	117.61	87.36
(B) Current		
Provision for employee benefits		
- Gratuity, funded*	21.36	29.15
- Compensated absences	12.54	10.40
TOTAL	33.90	39.55

*Refer note 39B for details of gratuity obligation

19 Other non-current liabilities

Particulars	As at 31 March 2024	As at 31 March 2023
Deferred grant income related to Property, Plant & Equipment *	53.27	45.19
TOTAL	53.27	45.19

Note:

*i) Waiver of duty of ₹ 53.27 millions on import of plant and equipment under Export Promotion Capital Goods (EPCG) Scheme relating to duty waiver received in previous years. There are no contingencies attached to these grants except the fulfilment of export obligations. As these grants are relating to Plant and equipments, the same has been capitalised and amortised over the useful life of respective assets.

20 Trade payables

Particulars	As at 31 March 2024	As at 31 March 2023
Outstanding dues of micro enterprises and small enterprises	24.42	27.30
Outstanding dues of creditors other than micro enterprises and small enterprises	57.36	116.61
TOTAL	81.78	143.91

Note:

- (i) Detailed disclosure relating to supplier registered under MSMED Act are given below.
- (ii) Trade Payables due to related parties as at March 31, 2024 is ₹ 0.94 Mn (March 31, 2023: ₹ 0.14 Mn)

(Amount in INR millions, unless otherwise stated)

Disclosures under Micro, Small and Medium Enterprises Development Act, 2006 [MSMED Act]

Particulars	As at 31 March 2024	As at 31 March 2023
(a) Amount remaining unpaid to any supplier at the end of each accounting year:		
Principal	24.42	27.30
Interest	-	-
TOTAL	24.42	27.30
(b) The amount of interest paid by the buyer in terms of section 16 of the MSMED Act, along with the amount of the payment made to the supplier beyond the appointed day during each accounting year.	-	-
(c) The amount of interest due and payable for the period of delay in making payment (which have been paid but beyond the appointed day during the year) but without adding the interest specified under the MSMED Act.	-	-
(d) The amount of interest accrued and remaining unpaid at the end of each accounting year.	-	-
(e) The amount of further interest remaining due and payable even in the succeeding years, until such date when the interest dues above are actually paid to the small enterprise, for the purpose of disallowance of a deductible expenditure under section 23 of the MSMED Act.	-	-

Note: The Micro, Small and Medium enterprises have been identified by the Management on the basis of information available with the Company and have been relied upon by the auditors.

Ageing of Trade Payables

31 March 2024

Particulars	Outstanding for following periods from due date of payment				
	< 1 Year	1-2 Years	2-3 Years	> 3 Years	Total
(i) MSME	24.42	-	-	-	24.42
(ii) Others	55.43	0.43	0.28	1.22	57.36
(iii) Disputed dues –MSME	-	-	-	-	-
(iv) Disputed dues - Others	-	-	-	-	-
TOTAL	79.85	0.43	0.28	1.22	81.78

31 March 2023

Particulars	Outstanding for following periods from due date of payment				
	< 1 Year	1-2 Years	2-3 Years	> 3 Years	Total
(i) MSME	27.30	-	-	-	27.30
(ii) Others	114.75	0.20	0.40	1.26	116.61
(iii) Disputed dues –MSME	-	-	-	-	-
(iv) Disputed dues - Others	-	-	-	-	-
TOTAL	142.05	0.20	0.40	1.26	143.91



Notes forming part of the Standalone Financial Statements

(Amount in INR millions, unless otherwise stated)

21 Other current financial liabilities

Particulars	As at 31 March 2024	As at 31 March 2023
Unclaimed dividends*	1.88	2.04
Creditors for capital expenditure	90.36	79.08
Revenue expenses payable	148.12	155.12
TOTAL	240.36	236.24

Note:

* Unclaimed dividends do not include any amount outstanding and due to be credited to investor education and protection fund.

22 Other Current Liabilities

Particulars	As at 31 March 2024	As at 31 March 2023
Deferred grant income related to Property, Plant & Equipment (refer note no 19 i)	8.46	8.47
Advances from customers	45.26	45.01
Statutory Dues	24.59	43.29
TOTAL	78.31	96.77

23 Revenue from Operations

Particulars	Year ended 31 March 2024	Year ended 31 March 2023
Sale of services - Testing and Analysis *	3,128.91	3,119.88
Other operating revenue - Export Incentives	-	31.28
TOTAL	3,128.91	3,151.16
Revenue disaggregation by geography is as follows: #		
Revenue from Foreign countries	865.74	796.27
Revenue from country of domicile-India	2,263.17	2,354.89
TOTAL	3,128.91	3,151.16

Geographical revenue is allocated based on the location of the customers.

* Includes revenues relating to lab setup services provided under SCA amounting ₹ 2.36 Mn considered for services rendered for year ended 31st March,2024 and ₹ 19.86 Mn for year ended 31st March,2023.

(Amount in INR millions, unless otherwise stated)

24 Other Income

Particulars	Year ended 31 March 2024	Year ended 31 March 2023
i) Interest income on:		
- Bank deposits	11.50	10.16
- Deposits with State Electricity Corporation	1.41	0.33
- Fair value measurement	0.42	0.43
- Income tax refund	-	0.91
- Loan to Wholly Owned Subsidiary	0.10	0.32
- Employees loans	0.05	0.06
ii) Others		
- Liabilities no longer required written back	8.94	0.01
- Government Grant	10.19	8.47
- Gain on foreign currency transactions and translations (net)	1.74	10.93
- Miscellaneous receipts	0.10	0.62
- Profit on Sale of Property, Plant and Equipment	5.65	2.44
TOTAL	40.10	34.68

25A Cost of material consumed and testing expenditure

Particulars	Year ended 31 March 2024	Year ended 31 March 2023
(A) Cost of materials consumed		
Inventory at the beginning of the year	225.18	171.61
Add : Purchases	506.27	475.04
Less : Inventory at the end of the year	246.91	225.18
SUB - TOTAL (A)	484.54	421.47
(B) Testing expenditure		
Sample preparation, data generation, inspection & testing expenditure	130.05	140.91
Carriage Inwards	6.23	7.51
Power and fuel	124.25	137.68
Water Charges	6.67	6.23
SUB - TOTAL (B)	267.20	292.33
TOTAL (A) + (B)	751.74	713.80

25B Cost of Lab setup under Service Concession arrangement

Particulars	Year ended 31 March 2024	Year ended 31 March 2023
Cost of National Food Laboratory set up in JNPT Mumbai Under Service Concession arrangement (Refer Note:43)	2.36	19.86
TOTAL	2.36	19.86



Notes forming part of the Standalone Financial Statements

(Amount in INR millions, unless otherwise stated)

26 Changes in inventories of Work-in Progress

Particulars	Year ended 31 March 2024	Year ended 31 March 2023
Opening Work-in-Progress	1.04	2.15
Less : Closing Work-in-Progress	-	1.04
Decrease/(Increase) in Work-in-Progress	1.04	1.11

27 Employee benefits expense

Particulars	Year ended 31 March 2024	Year ended 31 March 2023
Salaries and wages	832.82	725.53
Directors remuneration	39.82	47.55
Contribution to provident and other funds	39.53	33.89
Expenses on Employee Stock Option scheme *	15.53	40.74
Gratuity	14.55	13.85
Compensated absences	18.45	20.81
Staff welfare expenses	24.21	21.37
TOTAL	984.91	903.74

* Pursuant to shareholders approval, the company has formulated ' Vimta Labs Employee Stock Option Plan 2021 (VLESOP-2021)' to grant, offer and issue options to the employees of the Company.

In respect of stock options granted pursuant to the Company's stock options plan, the fair value of the options is accounted as employee compensation expense over the vesting period. Consequently, the amount of employee benefits expense includes ₹ 15.53 million for year ended March 31, 2024 and ₹ 40.74 million for year ended March 31, 2023.

28 Finance costs

Particulars	Year ended 31 March 2024	Year ended 31 March 2023
Interest on term loans	12.46	8.70
Interest on working capital loans	2.38	0.09
Interest expense on fair value measurement	0.41	0.49
Bank charges	4.29	4.39
Exchange differences regarded as an adjustment to borrowing cost	1.59	12.77
TOTAL	21.13	26.44

(Amount in INR millions, unless otherwise stated)

29 Other expenses

Particulars	Year ended 31 March 2024	Year ended 31 March 2023
Rent	24.39	27.40
Rates, taxes, duties and levies	24.06	29.18
Insurance	8.43	9.74
Repairs and maintenance to:		
- Plant and Machinery	120.37	108.67
- Buildings	17.00	16.91
- Vehicles	7.01	6.71
Advertisement and sales promotion	6.98	5.83
Commission	67.91	88.41
Travelling and conveyance	75.43	79.84
Communication expenses	26.90	27.13
Printing and Stationery	17.19	18.02
Books and periodical	0.13	0.13
Professional and consultancy services	64.01	68.80
Membership and subscriptions	4.46	1.18
House Keeping and premises maintenance	15.86	15.43
Security charges	8.93	8.40
Recruitment and training expenses	1.07	3.19
Payment to auditors :		
- as auditors	1.84	1.84
- for tax audit	0.15	0.15
- for other services	0.62	0.82
- reimbursement of expenses	0.03	0.03
Software charges	3.24	2.13
Loss on Sale of SEIS Scrips	-	1.19
Bad debts written off	29.54	31.22
Impairment loss on receivables	9.42	15.09
Corporate Social Responsibility expenses	10.08	6.25
Miscellaneous expenses	7.42	3.49
TOTAL	552.47	577.18



Notes forming part of the Standalone Financial Statements

(Amount in INR millions, unless otherwise stated)

30 Tax Expense

Particulars	For the year ended 31 March 2024	For the year ended 31 March 2023
(A) Tax expense charged to Statement of Profit and Loss		
(I) Current tax		
Current tax expense for current year	155.97	180.77
Current tax expense pertaining to prior years	5.42	6.92
	161.39	187.69
(II) Deferred tax		
Deferred tax expense for current year	(34.09)	(22.37)
	(34.09)	(22.37)
Total tax expense recognised in current year (I + II)	127.30	165.32
(B) Tax expense charged to Other Comprehensive Income	(0.78)	(0.07)
(C) Reconciliation of tax expense		
Profit before tax	515.37	638.31
Tax expense at applicable tax rates for March 31, 2024 :25.17% (March 31, 2023: 25.17%);	129.72	160.66
Tax effect of adjustments to reconcile expected tax expense to reported tax expense:		
- adjustment for previous years	5.42	6.92
- items not deductible for tax	(7.84)	(2.26)
Tax expense reported in Statement of Profit and Loss	127.30	165.32

(Amount in INR millions, unless otherwise stated)

31 Earnings per share

Basic earnings per share amounts are calculated by dividing the profit for the year attributable to equity holders by the weighted average number of equity shares outstanding during the year.

The following are the income and share data used in the basic and diluted EPS computations:

Particulars	For the year ended 31 March 2024	For the year ended 31 March 2023
Profit attributable to equity holders (in ₹ Million)	388.07	472.99
Profit attributable to equity holders adjusted for the effect of dilution (in ₹ Million)	388.07	472.99
Weighted average number of equity shares for basic EPS	22,150,331	22,128,989
Add: Effect of ESOP which are dilutive in nature	328,948	433,683
Weighted average number of equity shares adjusted for the effect of dilution	22,479,279	22,562,672
Face Value per share (₹)	2	2
Basic Earnings per share (₹)	17.52	21.37
Diluted Earnings per share (₹)	17.26	20.96

32 Fair value measurements

The following table shows the carrying amount and fair value of financial assets and financial liabilities:

Particulars	Note No.	As at 31 March 2024	As at 31 March 2023
Financial Assets			
Investments	7	61.50	61.50
Loans (current and non-current)	8	0.83	3.23
Trade receivables (net)	12	863.41	799.00
Cash and cash equivalents	13A	121.26	295.72
Bank balances other than Cash and cash equivalents	13B	123.11	92.56
Other financial assets	14A & 14B	45.34	40.44
		1,215.45	1,292.45
Financial Liabilities			
Borrowings (current and non-current)	17A & 17B	191.89	149.88
Trade Payables	20	81.78	143.91
Other financial liabilities	21	240.36	236.24
		514.03	530.03

The Company's principal financial liabilities comprise borrowings, trade and other payables. The main purpose of these financial liabilities is to finance the Company's operations. The Company's principal financial assets include loans, trade and other receivables, cash and cash equivalents and other bank balances that derive directly from its operations. The Company also holds investment in its subsidiary.

The carrying amounts of trade receivables, trade payables and cash and bank balances are considered to be the same as their fair values, due to their short-term nature. The difference between carrying amounts and fair values of bank deposits, other financial assets, other financial liabilities and borrowings subsequently measured at amortised cost is not significant in each of the years presented. For all other amortised cost instruments, carrying value represents the best estimate of fair value. For financial assets measured at fair values, the carrying amounts are equal to the fair values.



Notes forming part of the Standalone Financial Statements

(Amount in INR millions, unless otherwise stated)

33 Financial risk management objectives and policies

The Company's activities expose it to a variety of financial risks, including market risk, credit risk and liquidity risk. The Company's primary risk management focus is to minimize potential adverse effects of market risk on its financial performance. The Company's risk management assessment and policies and processes are established to identify and analyse the risks faced by the Company, to set appropriate risk limits and controls, and to monitor such risks and compliance with the same. Risk assessment and management policies and processes are reviewed regularly to reflect changes in market conditions and the Company's activities. The Board of Directors and the Audit Committee is responsible for overseeing the Company's risk assessment and management policies and processes. It is the Company's policy that no trading in derivatives for speculative purposes may be undertaken.

(i) Market Risk

Market risk is the risk that changes in market prices, such as foreign exchange rates, interest rates and equity prices, will affect the Company's income or the value of its holdings of financial instruments. Market risk is attributable to all market risk sensitive financial instruments including foreign currency receivables and payables and long-term debt. The objective of market risk management is to manage and control market risk exposures within acceptable parameters, while optimising the return.

a) Foreign Currency risk

Foreign currency risk is the risk that the fair value or future cash flows of an exposure will fluctuate because of changes in foreign exchange rates. The Company's exposure to the risk of changes in foreign exchange rates relates primarily to the Company's operating activities (when revenue or expense is denominated in a foreign currency) in United States Dollar ('USD'), Euro ('EUR'), Great Britain Pound ('GBP'), Malaysian Ringgit ('MYR'), Swiss Franc ('SF'), Singapore dollar ('SGD'), Japan Yen ('JY'), Canadian dollar ('CAD') and borrowings in USD.

The Company's exposure to foreign currency risk from non-derivative financial instruments at the end of the financial year, are as follows:

Particulars	As at 31 March 2024		As at 31 March 2023	
	Foreign Currency	Amounts in INR	Foreign Currency	Amounts in INR
United States Dollar				
Assets - Trade Receivables	2.75	229.31	2.16	177.88
Assets - Vendor Advances	-	0.01	-	0.01
Assets - Cash & Bank Balances	0.06	4.86	0.23	18.79
Liabilities - Trade Payables	(0.36)	(29.63)	(0.20)	(16.43)
Liabilities - Borrowings	(1.09)	(90.78)	(1.57)	(129.30)
Liabilities - Customer Advances	(0.26)	(21.62)	(0.18)	(14.42)
Euro				
Assets - Trade Receivables	0.24	22.01	0.30	27.08
Liabilities - Customer Advances	(0.02)	(1.63)	(0.01)	(1.09)
Liabilities - Trade Payables	-	(0.09)	-	-
Great Britain Pound				
Assets - Trade Receivables	0.03	2.70	-	-
Liabilities - Trade Payables	-	(0.24)	-	(0.23)
Assets - Vendor Advances	-	0.13	-	0.01
Liabilities - Customer Advances	(0.02)	(2.05)	-	-
Japan Yen				
Assets - Vendor Advances	-	-	28.12	17.38
Canadian Dollar				
Liabilities - Customer Advances	-	(0.01)	-	(0.01)

(Amount in INR millions, unless otherwise stated)

The following exchange rates have been applied at the end of the financial year:

Particulars	Year End Spot Rate	
	As at 31 March 2024	As at 31 March 2023
United States Dollar	83.3739	82.2169
Euro	90.2178	89.6076
Great Britain Pound	105.2935	101.8728
Japan Yen	0.5509	0.6180
Canadian dollar	61.6209	60.8000

Foreign currency sensitivity

The impact on the Company's profitability and equity is due to changes in the fair value of monetary assets and liabilities including non-designated foreign currency derivatives are as follows:

Particulars	Impact on Profit		Impact on Equity, net of tax	
	Strengthening	Weakening	Strengthening	Weakening
31 March 2024				
5% Sensitivity* of:				
United States Dollar	4.61	(4.61)	3.45	(3.45)
Euro	1.01	(1.01)	0.76	(0.76)
Great Britain Pound	0.13	(0.13)	0.10	(0.10)
Japan Yen	-	-	-	-
31 March 2023				
5% Sensitivity* of:				
United States Dollar	1.83	(1.83)	1.37	(1.37)
Euro	1.30	(1.30)	0.97	(0.97)
Great Britain Pound	(0.01)	0.01	(0.01)	0.01
Japan Yen	0.87	(0.87)	0.65	(0.65)

* Holding all other variables constant

b) Interest rate risk

Interest rate risk is the risk that the fair value or future cash flows of a financial instrument will fluctuate because of changes in market interest rates. The Company's fixed rate borrowings are carried at amortised cost and hence are not subject to interest rate risk as defined in Ind AS 107, since neither the carrying amount nor the future cash flows will fluctuate because of a change in market interest rates. Further, the Company's investments in deposits is with banks and electricity authorities and therefore do not expose the Company to significant interest rates risk. The company's main interest rate risk arises from borrowings with variable rates, which expose it to cash flow interest rate risk.

The Company's exposure to fixed rate and variable rate instruments at the end of the financial year, are as follows:

Particulars	As at	As at
	31 March 2024	31 March 2023
Fixed rate instruments		
Financial assets	248.41	334.49
Financial liabilities	2.06	5.31
Variable rate instruments		
Financial liabilities	138.39	144.57



Notes forming part of the Standalone Financial Statements

(Amount in INR millions, unless otherwise stated)

The following table demonstrates the sensitivity to a reasonably possible change in interest rates on that portion of borrowings affected. With all other variables held constant, the Company's profit before tax is affected through the impact on floating rate borrowings, as follows:

Particulars	As at 31 March 2024	As at 31 March 2023
Interest rates increase by 100 basis points *	1.38	1.45
Interest rates decrease by 100 basis points *	(1.38)	(1.45)

* Holding all other variables constant

c) Price risk

The Company does not have any investments which are classified in the balance sheet either as fair value through OCI or at fair value through profit or loss. Hence, the Company is not exposed to any price risk.

ii) Credit risk

Credit risk is the risk that counterparty will not meet its obligations under a financial instrument or customer contract, leading to a financial loss. The Company is exposed to credit risk from its operating activities (primarily trade receivables) and from its financing activities, including deposits with banks and financial institutions, foreign exchange transactions and other financial instruments.

Trade and other receivables

Customer credit risk is managed by each business unit subject to the Company's established policy, procedures and control relating to customer credit risk management. The credit quality of a customer is assessed based on an extensive credit rating scorecard, internal evaluation and individual credit limits. The Company evaluates the concentration of risk with respect to trade receivables as low, as its customers are located in several jurisdictions and industries and operate in largely independent markets.

To measure the expected credit losses, trade receivables have been grouped based on shared credit risk characteristics and the days past due. The expected loss rates are based on the payment profiles of sales over the last 12 quarters before the reporting date and the corresponding historical credit losses experienced at the end of each quarter. The historical loss rates are adjusted to reflect current and forward-looking information on macroeconomic factors affecting the ability of the customers to settle the receivables. The expected credit loss assessment from customers as at March 31, 2024 are as follows:

Particulars	Gross carrying amount	Expected credit losses	Carrying amount of trade receivables
31 March 2024			
Upto 180 days	751.20	(9.13)	742.07
Over 180 days	203.29	(81.95)	121.34
TOTAL	954.49	(91.08)	863.41
31 March 2023			
Upto 180 days	717.80	(9.44)	708.36
Over 180 days	162.87	(72.23)	90.64
TOTAL	880.67	(81.67)	799.00

Collateral held as security and other credit enhancements

The Company does not collect any collateral or other credit enhancements to cover its credit risks associated with its financial assets.

Financial assets that are neither past due nor impaired

Other than trade receivables, the Company has no significant class of financial assets that is past due but not impaired.

(Amount in INR millions, unless otherwise stated)

Financial assets that are neither past due but not impaired

The Company's credit period for customers generally ranges from 0 - 180 days. The aging of trade receivables that are not due and past due but not impaired is given below:

Period in days	As at 31 March 2024	As at 31 March 2023
Upto 180 days	742.07	708.36
Over 180 days	121.34	90.64
	863.41	799.00

iii) Liquidity risk

Liquidity risk is the risk that the Company will not be able to meet its financial obligations as they become due. The Company manages its liquidity risk by ensuring, as far as possible, that it will always have sufficient liquidity to meet its liabilities when due, under both normal and stressed conditions, without incurring unacceptable losses or risk to the Company's reputation.

Management monitors rolling forecasts of the Company's liquidity position (comprising the undrawn borrowing facilities) and cash and cash equivalents on the basis of expected cash flows. This is generally carried out by the Company in accordance with practice and limits set by the management. In addition, the Company's liquidity management policy involves projecting cash flows in major currencies and considering the level of liquid assets necessary to meet these, monitoring balance sheet liquidity ratios against internal and external regulatory requirements and maintaining debt financing plans.

The Company had following working capital at the end of the reporting years :

Particulars	As at 31 March 2024	As at 31 March 2023
Current assets	1,554.35	1,627.78
Current liabilities	535.50	567.44
Working capital	1,018.85	1,060.34

The table below summarises the maturity profile of the Company's financial liabilities based on contractual undiscounted payments at the reporting period:

Particulars	As at 31 March 2024	As at 31 March 2023
Less than 1 year		
- Borrowings	49.71	50.97
- Trade payables	79.85	142.05
- Other financial liabilities	240.36	236.24
1 to 2 years		
- Borrowings	80.65	49.18
- Trade payables	0.43	0.20
2 to 5 years		
- Borrowings	10.09	49.73
- Trade payables	1.50	1.66
More than 5 years		
- Borrowings	-	-
- Trade payables	-	-



Notes forming part of the Standalone Financial Statements

(Amount in INR millions, unless otherwise stated)

iv) Excessive risk concentration

Concentrations arise when a number of counter parties are engaged in similar business activities, or activities in the same geographical region, or have economic features that would cause their ability to meet contractual obligations to be similarly affected by changes in economic, political or other conditions. Concentrations indicate the relative sensitivity of the Company's performance to developments affecting a particular industry.

In order to avoid excessive concentrations of risk, the Company's policies and procedures include specific guidelines to focus on the maintenance of a diversified portfolio. Identified concentrations of credit risks are controlled and managed accordingly. Selective hedging is used within the Company to manage risk concentrations at both the relationship and industry levels.

34 Contingent liabilities & Commitments (to the extent not provided for)

Particulars	As at 31 March 2024	As at 31 March 2023
A. Contingent liabilities		
Claims against the Company not acknowledged as debts in respect of:		
(i) Employees provident fund demand not provided for (pending before the Employees' Provident Funds Appellate Tribunal)	8.70	8.70
(ii) Good & Service Tax for FY 2018-19	4.95	-
	13.65	8.70
Bank Guarantees excluding financial guarantees	34.64	16.18
Corporate Guarantees given to Subsidiary Companies	9.00	9.00

Note:

- Bank Guarantees are issued to meet certain business obligations towards government agencies and certain customers.
- Based on the Supreme Court Judgment dated February 28, 2019, the Company was required to reassess the components to be included in the basic salary for the purposes of deduction of Provident Fund. On the basis of legal advice, the management has determined that there is no impact of the aforesaid ruling on the standalone financial statements of the Company.
- The Indian Parliament has approved the Code on Social Security, 2020 which would impact the contributions by the company towards Provident Fund and Gratuity. The Ministry of Labour and Employment has released draft rules for the Code on Social Security, 2020 on November 13, 2020, and has invited suggestions from stakeholders which are under consideration by the Ministry. The company will assess the impact and its evaluation once the subject rules are notified and will give appropriate impact in its financial statements in the period in which, the Code becomes effective and the related rules to determine the financial impact are published.
- The amounts disclosed above represent our best estimate and the uncertainties are dependent on the outcome of the legal processes initiated by the Company or the claimant as the case may be.

B. Commitments

Particulars	As at 31 March 2024	As at 31 March 2023
Estimated amount of contracts remaining to be executed on capital account and not provided for (net of advances)	346.53	70.27

C. Impact of pending Litigations:

There are no material pending litigations against the company, which will impact its financial position.

35 Leases

The Company's significant leasing arrangements are in respect of operating leases for premises. The leasing arrangements are generally cancellable leases which range between 1 year to 5 years and are usually renewable by mutual consent on agreed terms.

Particulars	For the year ended 31 March 2024	For the year ended 31 March 2023
Total rental expense relating to operating lease	24.39	27.40
- Non-cancellable	-	-
- Cancellable	24.39	27.40

(Amount in INR millions, unless otherwise stated)

36 Research and development expenditure

Particulars	For the year ended 31 March 2024	For the year ended 31 March 2023
Aggregate amount of research and development expenditure recognised as an expense during the year		
Revenue Expenditure	10.38	18.41
Capital Expenditure	12.17	5.00
	22.55	23.41

37 Corporate social responsibility expenditure (CSR)

Particulars	For the year ended 31 March 2024	For the year ended 31 March 2023
Gross amount required to be spent during the year	10.08	6.25
Amount spent during the year in cash:		
(i) On Construction/acquisition of any asset	-	-
(ii) On purposes other than (i) above	10.08	6.25
Unspent amount	-	-
Total of Previous Year Shortfall	-	-
Current Year	-	-
Previous Year	-	-
Reason for Shortfall	NA	NA
Details of Related Party Transactions	Nil	Nil
Movement of Provisions made in earlier years	Nil	Nil

Nature of activities undertaken by the company during FY 2023-24:

S. No	Nature of Activities	Implemented Through	Amount Utilised ₹ Mn
1	To run schools, Hostels and other institutions to promote education in villages and tribal areas in the State.	Sri Saraswathi Vidya Peetham	2.00
2	Supporting people having deformities and disabilities, with reconstructive surgery	Narsingh Swain Memorial Trust	3.88
3	Nutritious mid-day meals to children, health camps and life skills trainings to students.	The Akshaya Patra Foundation	1.50
4	Services to the poorest of the poor in all aspects like food, education, cremation etc.	Amma Charitable Trust	0.50
5	Serve the needy children for their education.	Venkata Subbareddy Memorial Foundation	0.40
6	Protection of Animal Welfare.	People for Animals	0.20
7	Education of Differently abled people	Deaf Enabled Foundation	0.20
8	Rescue, Rehabilitation and welfare of Animals	Ahimsa Trust	0.20
9	To Promote education mainly in rural areas by providing merit scholarships to the poor and needy students in the selected areas	Wisdom Educational Trust	0.30
10	The College functions with the core philosophy of imparting technical education and skill development Programs	Sai Sudhir Educational Society	0.30
11	To promote, advance, diffuse and propagate education, knowledge and research in Philosophical, cultural and allied subjects in India or abroad	Vedanta Cultural Foundation	0.30
12	To empower underprivileged and rural youth in Telangana and Andhra Pradesh dedicated to nurture young aspirants who dream of serving our nation in the State Government and Central Government's Police and Armed Forces	Paravasthu Creative Foundation	0.30
	Total Spent amount		10.08



(Amount in INR millions, unless otherwise stated)

38 Related Party Disclosures

(A) Names of related parties and nature of relationship

Name of the Related Parties	Nature of Relationship
(i) Key Management Personnel (KMP)	
Dr. S P Vasireddi	Executive Chairman
Harita Vasireddi	Managing Director
Harriman Vungal	Executive Director (ED) - Operations
Satya Sreenivas Neerukonda	Executive Director
D R Narahai Naidu	Chief Financial Officer
Sujani Vasireddi	Company Secretary
(ii) Independent Directors - KMP	
Y Prameela Rani	
Sanjay Dave	
G Purnachandra Rao	
Dr. Yadagiri R Pendri	
(iii) Relative of Key Management Personnel	
V V Prasad	Brother of Chairman
Sireesh Chandra Vungal	Son of ED - Operations
Sudheshna Vungal	Daughter of ED - Operations
Praveena Vasireddi	Daughter of Chairman
Rajeswari Vungal	Wife of ED - Operations
Rajya Lakshmi Vasireddi	Mother of Company Secretary
Swarnalatha Vasireddi	Wife of Chairman
(iv) Wholly Owned Subsidiary	
Emtac Laboratories Private Limited	
(v) Companies in which some of the Directors or other relatives are interested	
Bloomedha Info Solutions Private Limited	
Avanti Frozen Foods Private Limited	
Escientia Biopharma Private Limited	
Covide Business Integrated Private Limited	
Escientia Advanced Sciences Private Limited	
Escientia Life Sciences Private Limited	
Krishna Institute of Medical Sciences Limited	
Maximus ARC Limited	
SPANV Medisearch Lifesciences Private Limited	
KIMS Hospital Kurnool Private Limited	
KIMS Manavata Hospitals Private Limited	
Avanti Pet Care Private Limited (Effective 1st Feb, 2024)	
Saveera Institute of Medical Sciences Private Limited (Effective 2nd Feb, 2024)	
Avantel Limited (Effective 6th March, 2024)	
(vi) Person or Entity holding 10% or more Equity Shares in the company	
Eurofins Analytical Services India Pvt Ltd	
Dr. S P Vasireddi	
(vii) Entity in which shareholders holding 10% or more Equity Shares in the company are interested	
Eurofins Amar Immuno Diagnostics Pvt Ltd	
Eurofins DiscoverX Products, LLC	

(Amount in INR millions, unless otherwise stated)

(B) Details of transactions with related parties in the ordinary course of business:

Particulars	For the year ended 31 March 2024	For the year ended 31 March 2023
(i) Remuneration to Key Management Personnel (KMP) #		
(a) Short Term Employee Benefits		
Dr. S P Vasireddi	13.50	-
Harita Vasireddi	12.00	15.00
Harriman Vungal	12.00	14.50
Satya Sreenivas Neerukonda	12.00	13.81
D R Narahai Naidu	4.63	4.11
Sujani Vasireddi	3.17	2.70
(b) Post-Employment Benefits		
Dr. S P Vasireddi	1.62	-
Harita Vasireddi	1.44	1.44
Harriman Vungal	1.44	1.44
Satya Sreenivas Neerukonda	1.44	1.36
D R Narahai Naidu	0.02	0.02
Sujani Vasireddi	0.35	0.28
(ii) Rent paid to Key Management Personnel (KMP)		
Harriman Vungal	0.04	0.04
(iii) Remuneration to relatives of Key Management Personnel (KMP) #		
(a) Short Term Employee Benefits		
Sireesh Chandra Vungal	6.40	6.04
Sudheshna Vungal	2.70	1.32
Praveena Vasireddi	2.46	2.11
(b) Post-Employment Benefits		
Sireesh Chandra Vungal	0.77	0.73
Sudheshna Vungal	0.32	0.16
Praveena Vasireddi	0.30	0.24
# Remuneration is inclusive of Provident Fund but excluding gratuity and leave encashment. As the future liability for gratuity and leave encashment is provided on an actuarial basis for the Company as a whole, the amount pertaining to the Key Management Personnel and their relatives is not ascertainable and, therefore, not included above.		
(iv) Short Term Benefits(Sitting Fees) to KMP - Independent Directors		
Y Prameela Rani	0.28	0.20
Sanjay Dave	0.28	0.20
G Purnachandra Rao	0.28	0.20
(v) Value of Services received (Purchase of goods/services)		
Bloomedha Info Solutions Private Limited	2.61	3.04
Covide Business Integrated Private Limited	0.03	1.88
Eurofins Analytical Services India Pvt Ltd	2.15	-
Eurofins DiscoverX Products, LLC	12.08	-
(vi) Unsecured Loan received back from Wholly Owned Subsidiary		
Emtac Laboratories Private Limited	2.40	2.40
(vii) Interest Income on Unsecured Loans		
Emtac Laboratories Private Limited	0.10	0.33
(viii) Value of Services Provided (Sale of Services)		
Escientia Biopharma Private Limited	1.33	8.55
Escientia Advanced Sciences Private Limited	6.40	-
Avanti Frozen Foods Private Limited	0.16	0.41
Emtac Laboratories Private Limited	47.21	27.55
Krishna Institute of Medical Sciences Limited	0.99	1.90
(ix) Corporate Guarantees Given		
Emtac Laboratories Private Limited	-	9.00



Notes forming part of the Standalone Financial Statements

(Amount in INR millions, unless otherwise stated)

(C) Balances payable/(receivable)

Particulars	As at 31 March 2024	As at 31 March 2023
(i) Dues Payable to KMPs and their relatives:		
Harita Vasireddi	-	2.42
Harriman Vungal	-	2.13
Satya Sreenivas Neerukonda	-	2.05
Sujani Vasireddi	-	(0.05)
D R Narahai Naidu	-	0.24
Sudheshna Vungal	-	0.19
Praveena Vasireddi	0.01	0.08
Sireesh Chandra Vungal	(0.20)	(0.12)
(ii) Others Payable / (Receivable)		
Emtac Laboratories Private Limited	(4.53)	(5.68)
Bloomedha Info Solutions Private Limited	0.94	0.14
Avanti Frozen Foods Private Limited	(0.08)	(0.10)
Escientia Biopharma Private Limited	(0.06)	(1.02)
Krishna Institute of Medical Sciences Limited	(0.04)	(0.04)
Escientia Advanced Sciences Private Limited	(2.22)	-
(iii) Corporate Guarantees Outstanding		
Emtac Laboratories Private Limited	9.00	9.00

39 Employee benefits

(A) Defined Contribution Plans

The Company has recognised the following amounts in the Statement of Profit and Loss:

Particulars	For the year ended 31 March 2024	For the year ended 31 March 2023
Employers' Contribution to Provident Fund	42.20	35.16
Employers' Contribution to Employee State Insurance	3.27	2.97

(B) Defined benefit plans

- (i) The Company provides for gratuity to employees working in India as per the Payment of Gratuity Act, 1972. Under the gratuity plan, every employee who has completed at least five years of service gets a gratuity on departure @ 15 days of last drawn salary for each completed year of service. The level of benefits provided depends on the member's length of service and salary at retirement age.

Amounts recognised in the Statement of Profit and Loss are as follows:

Particulars	For the year ended 31 March 2024	For the year ended 31 March 2023
Current service cost	9.45	9.60
Past service cost	-	-
Net Interest Cost/(Income) on the Net Defined Benefit Liability/(Asset)	5.10	4.25
Total amount recognized in the Statement Profit and Loss	14.55	13.85

(Amount in INR millions, unless otherwise stated)

Amounts recognised in Other Comprehensive Income are as follows:

Particulars	For the year ended 31 March 2024	For the year ended 31 March 2023
Actuarial losses		
- change in demographic assumptions	-	-
- change in financial assumptions	0.45	(4.17)
- experience variance (i.e. Actual experience vs assumptions)	2.51	3.82
Return on plan assets, excluding amount recognised in net interest expense	0.13	0.64
Total amount recognised in the other comprehensive income	3.09	0.29

Changes in present value of defined benefit obligation representing reconciliation of opening and closing balances thereof are as follows:

Particulars	As at 31 March 2024	As at 31 March 2023
Present value of obligation at the beginning of the year	89.50	81.50
Current service cost	9.45	9.60
Interest Expense or Cost	5.47	4.92
<u>Re-measurement (or Actuarial) (gain) / loss arising from:</u>		
- change in demographic assumptions	-	-
- change in financial assumptions	0.45	(4.17)
- experience variance (i.e. actual experience v/s assumptions)	2.51	3.82
Past service cost	-	-
Benefits paid	(3.84)	(6.17)
Present value of obligation at the end of the year	103.54	89.50

Changes in the Fair Value of Plan Assets are as follows:

Particulars	As at 31 March 2024	As at 31 March 2023
Fair Value of Plan Assets as at the beginning of the year	5.04	11.18
Investment Income	0.37	0.67
Employer's Contribution	1.01	-
Benefits Paid	(3.84)	(6.17)
Return on plan assets, excluding amount recognised in net interest expense	(0.13)	(0.64)
Fair Value of Plan Assets as at the end of the year	2.45	5.04

The net liability disclosed above relates to funded and unfunded plans are as follows:

Particulars	As at 31 March 2024	As at 31 March 2023
Present value of defined benefit obligation	(103.54)	(89.50)
Fair value of plan assets	2.45	5.04
Net Asset/(Liability)	(101.09)	(84.46)



Notes forming part of the Standalone Financial Statements

(Amount in INR millions, unless otherwise stated)

The assumptions used in accounting for the gratuity plan are set out as below:

Particulars	As at 31 March 2024	As at 31 March 2023
Discount rate (per annum)	7.17%	7.30%
Salary growth rate (per annum)	4.00%	4.00%
Mortality rate (% of IALM 12-14)	100.00%	100.00%
Normal retirement age (as per Company's policy)	60 and 70	60 and 70
Attrition / Withdrawal rate (per annum)	20.00%	20.00%

The estimates of future salary increase considered in actuarial valuation taken into account of inflation, seniority, promotions and other relevant factors such as supply and demand in the employment market. The Company evaluates these assumptions annually based on its long-term plans of growth and industry standards.

Impact on defined benefit obligation

Particulars	As at 31 March 2024	As at 31 March 2023
Discount Rate		
1% increase	100.19	86.42
1% decrease	107.14	92.81
Salary Growth Rate		
1% increase	107.47	92.69
1% decrease	99.79	86.45
Attrition Rate		
50% increase	105.26	91.14
50% decrease	98.21	84.95
Mortality Rate		
10% increase	103.57	89.51
10% decrease	103.51	89.48

The sensitivity analysis above have been determined based on a method that extrapolates the impact on defined benefit obligation as a result of reasonable changes in key assumptions occurring at the end of the reporting period.

Risk exposure

Through its defined benefit plans, the Company is exposed to a number of risks, the most significant of which are detailed below:

- Asset volatility:** The plan liabilities are calculated using a discount rate set with reference to current investment patterns in the economy; if plan assets underperform this yield, this will create a deficit. The plan asset investments are subject to interest rate risk. The Company has a risk management strategy where the aggregate amount of risk exposure is maintained at a fixed range. Any deviations from the range are corrected by rebalancing the investments. The Company intends to maintain the investment pattern in the continuing years.
- Changes in bond yields:** A decrease in bond yields will increase plan liabilities, although this will be partially offset by an increase in the value of the plans' bond holdings.
- Life expectancy:** The defined benefit obligation is to provide benefits for the life of the member, so increases in life expectancy will result in an increase in the plans' liabilities. This is particularly significant where inflationary increases result in higher sensitivity to changes in life expectancy.

(Amount in INR millions, unless otherwise stated)

Defined benefit liability and employer contributions

The following contributions and expected undiscounted future benefit payments:

Particulars	As at 31 March 2024	As at 31 March 2023
0 - 1 Year	23.80	29.14
2 - 5 Years	67.74	50.96
6 - 10 Years	30.63	27.32
More than 10 Years	14.86	12.73

The weighted average duration of the defined benefit plan obligation at the end of the reporting period is 4.85 years (31 March 2023: 4.35 years).

Expected Contribution to the plan for the next annual period ₹ 18.16 millions.

- (ii) The Company provides for accumulation of compensated absences by certain categories of its employees. These employees can carry forward a portion of their unutilised compensated absences and utilise/encash them in future periods as per the Company's policy. The Company records a liability for compensated absences in the period in which the employee renders the services that increases this entitlement.

40 Segment Reporting

The Managing Director of the company has been identified as the Chief Operating Decision Maker (CODM) as required by Ind AS 108 Operating Segments. The Company is in the business of providing contract research and testing services. The Managing Director reviews the operations of the Company as one operating segment taking into account the nature of the business, the organization structure, internal reporting structure and risk and rewards. Hence no separate segment information has been furnished herewith.

41 Capital management and ratios

The Company's objectives when managing capital are to safeguard their ability to continue as a going concern, so that they can continue to provide returns for shareholders and benefits for other stakeholders, and maintain an optimal capital structure to reduce the cost of capital. In order to maintain or adjust the capital structure, the Company may adjust the amount of dividends paid to shareholders, return capital to shareholders, issue new shares or sell assets to reduce debt.

The Company monitors capital on the basis of the following gearing ratio i.e. Net debt (total borrowings net of cash and cash equivalents) divided by total equity (as shown in the balance sheet):

Particulars		As at 31 March 2024	As at 31 March 2023
Equity Share Capital		44.34	44.26
Other Equity		3,118.57	2,761.56
Total Equity	(i)	3,162.91	2,805.82
Long-term borrowings		90.74	98.91
Short-term borrowings		101.15	50.97
Less: Cash and Cash equivalents		121.26	295.72
Total Debt	(ii)	70.63	(145.84)
Overall financing	(iii) = (i) + (ii)	3,233.54	2,659.98
Gearing ratio*	(ii)/ (iii)	2.18%	*

* As at 31 March 2023 borrowings are lower than the Cash and Cash equivalents and Bank Deposits resulting in a negative net debt.

In order to achieve this overall objective, the Company's capital management, amongst other things, aims to ensure that it meets financial covenants attached to the interest-bearing loans and borrowings that define capital structure requirements. Breaches in meeting the financial covenants would permit the bank to immediately call loans and borrowings. There have been no breaches in the financial covenants of any interest-bearing loans and borrowing in the current period. Further there were no changes were made in the objectives, policies or processes for managing capital for the year ended March 31, 2024.



Notes forming part of the Standalone Financial Statements

(Amount in INR millions, unless otherwise stated)

Ratios as per Schedule III requirements

Particulars	31 March 2024	31 March 2023	% change from 31 March 2023 to 31 March 2024	Reason for % change from previous year
(a) Current Ratio	2.90	2.87	1%	
(b) Debt-Equity Ratio	0.06	0.05	14%	Due to fresh debt
(c) Debt Service Coverage ratio	10.86	10.58	3%	
(d) Inventory Turnover Ratio	2.05	2.11	-3%	
(e) Trade Payable Turnover Ratio	4.49	3.57	26%	Due to re-payment of trade payables
(f) Net Profit Ratio	12.40%	15.01%	-17%	Due to decrease in EBIT
(g) Return on Equity Ratio	12.27%	16.86%	-27%	Due to decrease in EBIT
(h) Return on Investment Ratio	7.52%	6.80%	11%	Due to higher realization & deployment of funds in fixed deposits
(i) Trade Receivables Turnover Ratio	3.76	4.02	-6%	
(j) Net Capital Turnover Ratio	3.07	2.97	3%	
(k) Return on Capital Employed	15.15%	21.63%	-30%	Due to increase in total equity & decrease in EBIT

Formula used to compute ratios:

Ratio	Formula
(a) Current Ratio	Current Assets / Current Liabilities
(b) Debt-Equity Ratio	Total debt / Total equity
(c) Debt Service Coverage ratio	Earnings available for debt services (i.e., EBIT+Depreciation & Amortization) / Total interest and principal repayments
(d) Inventory Turnover Ratio	Cost of materials consumed / Average inventory
(e) Trade Payable Turnover Ratio	Total purchases / Average trade payables
(f) Net Profit Ratio	Net profit after tax / Revenue from Operations
(g) Return on Equity Ratio	Net profit after tax / Equity
(h) Return on Investment Ratio	Interest Income / Average Investment in Fixed Deposits
(i) Trade Receivables Turnover Ratio	Revenue from operations / Average trade receivables
(j) Net Capital Turnover Ratio	Revenue from operations / Net Working capital (Net working capital = current assets - current liabilities)
(k) Return on Capital Employed	Earnings before interest and taxes (EBIT) / Capital Employed

(Amount in INR millions, unless otherwise stated)

42. Disclosure U/s.186(4) of the Companies Act, 2013

Details of Loans given, Investments made, Guarantee given, Security provided during the year:

a) Loans given:

Name of the company to whom loan was given	Amount of Loan given	Purpose for which the loan is proposed to be utilized by the recipient	Remarks
EMTAC Laboratories Pvt Ltd	Nil (Previous year: ₹ Nil)	For augmenting Working capital.	Total loan outstanding as on March 31, 2024 ₹ Nil (March 31, 2023 ₹ 2.40 Mns)

b) Investments made:

Name of the company in which investment was made	Amount of investment	Type of investment (Equity/Pref. shares/ Debentures/others)	Remarks
EMTAC Laboratories Pvt Ltd	Nil (Previous year: ₹ Nil)	Equity	Total Investment O/s as on March 31, 2024 ₹ 61.50 Mns (March 31, 2023 ₹ 61.50 Mns)

- c) The Company has given corporate guarantee of ₹ Nil to EMTAC Laboratories Pvt Ltd to the bank for the purpose of working capital sanction during the year (Previous year - ₹ 9 Million)
- d) The Company has not provided any securities during the year (Previous year - Nil)

43 The company has entered into a Public Private Partnership (PPP) agreement with Food Safety and Standards Authority of India (FSSAI) on June 29, 2021 to setup, operate and transfer (SOT) a National food Testing Laboratory (NFL) in JNPT, Mumbai. In accordance with the provisions of Ind AS 115, this arrangement has been considered as a “Service Concessionaire Arrangement” (SCA) and accordingly, revenue and costs are allocatable between those relating to lab setup services and those relating to operation and maintenance services. Further, the Company has acquired the right to charge the customer for the services to be rendered which has been assessed as an intangible asset.

Consequently, the amount of revenues from operations and lab setup expenses includes ₹ 2.36 million for year ended March 31, 2024 and ₹ 19.86 million for year ended March 31, 2023, respectively representing the revenues relating to lab setup services provided under SCA, the costs of fulfilling the contract and the right to charge the customer for the services to be rendered, respectively.

44 The Board of Directors of the Company in their meeting held on March 30, 2024 considered and approved the proposed scheme of amalgamation (“scheme”) wherein EMTAC Laboratories Private Limited a wholly-owned subsidiary of the company will be amalgamated with the Company under sections 230 to 232 and other applicable provisions of the Companies Act, 2013 read with the rules made thereunder. The aforesaid scheme is subject to the approval of shareholders and creditors of the respective companies, Stock Exchanges, National Company Law Tribunal and such other Authorities / regulators as may be required.

The above proposed scheme has no impact on the standalone financials of the company for the year ended March 2024.

45 Disclosure pursuant to requirements of Rule 11(e) (i) & (ii) of the Companies (Audit and Auditors) Rules

- (i) No funds have been advanced or loaned or invested (either from borrowed funds or share premium or any other sources or kind of funds) by the Company to or in any other person(s) or entity(ies), including foreign entities (“Intermediaries”) with the understanding, whether recorded in writing or otherwise, that the Intermediary shall lend or invest in party identified by or on behalf of the Company (Ultimate Beneficiaries).
- (ii) The Company has not received any fund from any party(s) (Funding Party) with the understanding that the Company shall whether, directly or indirectly lend or invest in other persons or entities identified by or on behalf of the Company (“Ultimate Beneficiaries”) or provide any guarantee, security or the like on behalf of the Ultimate Beneficiaries.



Notes forming part of the Standalone Financial Statements

(Amount in INR millions, unless otherwise stated)

46 Other Statutory Information

- (i) The company has no transactions with companies struck off under Sec.248 of the companies Act, 2013 or Sec.560 of the Companies Act, 1956.
 - (ii) The company does not have any such transaction which is not recorded in the books of accounts that has been surrendered or disclosed as income during the year in the tax assessments under the Income Tax Act, 1961
 - (iii) The company has not traded or invested in Crypto currency or Virtual Currency during the financial year.
 - (iv) No Proceeding has been initiated or pending against the company under the Benami Transactions (Prohibition) Act, 1988 and the rules made thereunder.
 - (v) The company has complied with the number of layers prescribed under Clause 87 of Sec.2 of the Act read with the Companies (Restriction on number of layers) Rules 2017.
 - (vi) The company has not granted loans or advances in the nature of loans to the promoters, directors or KMPs and the related parties as defined in the companies act, 2013 either severally or jointly with any other person that are repayable on demand or without specifying terms or period of repayment.
- 47 Previous year figures have been regrouped/reclassified wherever necessary to correspond with current year classification and disclosure.

Per our report of even date attached.

For Gattamaneni & Co

Chartered Accountants
Firm Registration No. 009303S

G. Srinivasa Rao

Partner
Membership No. 210535

Place: Hyderabad

Date : May 18, 2024

For and on behalf of the Board of Directors

Dr. S. P. Vasireddi

Executive Chairman
DIN : 00242288

Harita Vasireddi

Managing Director
DIN: 00242512

Harriman Vungal

ED-Operations
DIN : 00242621

G Purnachandra Rao

Director
DIN : 00876934

D R Narahai Naidu

Chief Financial Officer

Sujani Vasireddi

Company Secretary

Place: Hyderabad

Date : May 18, 2024

INDEPENDENT AUDITOR'S REPORT

To the Members of Vimta Labs Limited

Report on the Audit of the Consolidated Financial Statements

Opinion

We have audited the accompanying consolidated financial statements of **Vimta Labs Limited** (hereinafter referred to as the 'Holding Company') and its subsidiary (the Holding Company and its subsidiary together referred to as "the Group"), which comprise the Consolidated Balance Sheet as at 31 March 2024, the Consolidated Statement of Profit and Loss (including other comprehensive income), the Consolidated Statement of Changes in Equity and the Consolidated Statement of Cash Flows for the year ended on that date, and notes to the consolidated financial statements, including a summary of the Material Accounting Policies and other explanatory information (hereinafter referred to as "the consolidated financial statements").

In our opinion and to the best of our information and according to the explanations given to us, the aforesaid consolidated financial statements give the information required by the Companies Act, 2013 ("*the Act*") in the manner so required and give a true and fair view in conformity with the Indian Accounting Standards prescribed under section 133 of the Act read with the Companies (Indian Accounting Standards) Rules, 2015, as amended, ("*Ind AS*") and other accounting principles generally accepted in India, of the state of affairs of the Group as at 31 March 2024, the profit and total comprehensive income, changes in equity and its cash flows for the year ended on that date.

Basis for Opinion

We conducted our audit of the consolidated financial statements in accordance with the Standards on Auditing (SAs) specified under section 143(10) of the Act. Our responsibilities under those Standards are further described in the *Auditor's Responsibilities for the Audit of the Consolidated Financial Statements* section of our report. We are independent of the Group in accordance with the Code of Ethics issued by the Institute of Chartered Accountants of India (ICAI) together with the ethical requirements that are relevant to our audit of the consolidated financial statements under the provisions of the Act and the Rules made thereunder, and we have fulfilled our other ethical responsibilities in accordance with these requirements and the Code of Ethics. We believe that the audit evidence we have obtained is sufficient and appropriate to provide a basis for our audit opinion on the consolidated financial statements.

Key Audit Matters

Key audit matters are those matters that, in our professional judgment, were of most significance in our audit of the consolidated financial statements of the current period. These matters were addressed in the context of our audit of the consolidated financial statements as a whole, and in forming our opinion thereon, and we do not provide a separate opinion on these matters. We have determined the matters described below to be the Key Audit Matters to be communicated in our report.

Sl. No.	Key Audit Matter	How the matter was addressed in our audit
1.	<p><i>Accuracy of recognition, measurement, presentation and disclosures of revenue as per Ind AS- 115 "Revenue from Contracts with Customers"</i></p> <p><i>The application of the accounting standard involves certain key judgements relating to identification of distinct performance obligations, determination of transaction price of the identified performance obligations, the appropriateness of the basis used to measure revenue recognised over a period. Additionally, accounting standard contains disclosures which involves collation of information in respect of disaggregated revenue and periods over which the remaining performance obligations will be satisfied subsequent to the balance sheet date.</i></p> <p>Refer Note No. 22 to the Consolidated Financial Statements.</p>	<p>Our audit approach consisted testing of the design and operating effectiveness of the internal controls and substantive testing as follows:</p> <ul style="list-style-type: none"> • Assessed the appropriateness of the revenue recognition accounting policies in accordance with Ind AS-115 "Revenue from Contracts with Customers". • Evaluated the design and implementation of company's internal controls in respect of revenue recognition. • Selected a sample contracts and tested the operating effectiveness of the internal controls relating to identification of the specific performance obligations. • Selected a sample of contracts and performed the following procedures. <ul style="list-style-type: none"> - Studied, analysed and identified the specific performance obligations in these contracts. - Compared these performance obligations with that of recorded by the company. - Performed analytical procedures for reasonableness of revenue disclosed by type and service offerings. - Evaluated appropriateness of disclosures made in financial statements in accordance with the requirements of Ind AS-115 and other applicable regulations.



Independent Auditor's Report on Consolidated Financial Statements

Sl. No.	Key Audit Matter	How the matter was addressed in our audit
2	<p>Provision for impairment loss in accounts receivables.</p> <p>The credit loss provision in respect of account receivables represent management's best estimate of the credit losses incurred on the receivables at the balance sheet date.</p> <p>We have considered provisioning for credit loss as a key audit matter because of the significance of balance of trade receivables to the balance sheet and because of the the calculation of credit loss provision is a complex area and requires management to make significant assumptions on customer payment behaviour and estimating the level and timing of expected future cash flows.</p> <p>Refer to Note No.11 to the Consolidated Financial Statements.</p>	<p>In view of significance of the matter, we applied the following audit procedures in respect of this area, among others to obtain sufficient and appropriate audit evidence:</p> <ul style="list-style-type: none"> • Understand and assess the management's estimate and related policies used in the credit loss analysis. • Obtained an understanding of and assessed the design, implementation and operating effectiveness of key controls relating to collection monitoring process, credit control process and estimation of expected credit losses. • Reviewed the data flows from source systems to spreadsheet-based models to test their completeness and accuracy. • For Expected Credit Loss (ECL) of trade receivables assessed on individual level by the management, examined on a test check basis, the objective evidence relating to the impairment of trade receivables and the key assumptions used in the estimate of the cash shortfalls and reviewed whether amounts have been recovered after the end of reporting period. • For samples selected, circularized independent confirmations and where confirmations were not received, performed alternate testing procedures. This includes testing, on sample basis, subsequent collections for the outstanding receivables. • Obtained debtors' credit information on sample basis to ascertain whether the classification of debtors is in compliance with the company's policy. • Reviewed the management's ageing analysis based on days past due by examining the original documents (such as invoices and bank deposit advices). <p>Verified the calculation of ECL of each type of trade receivables according to the provision matrix.</p>

Information other than the Consolidated Financial Statements and Auditor's Report thereon

The Holding Company's Board of Directors is responsible for the preparation of the other information. The other information comprises the information included in the Annual Report, but does not include the consolidated financial statements and our

auditor's report thereon.

Our opinion on the consolidated financial statements does not cover the other information and we do not express any form of assurance conclusion thereon.

In connection with our audit of the consolidated financial statements, our responsibility is to read the other information and, in doing so, consider whether the other information is materially inconsistent with the consolidated financial statements or our knowledge obtained during the course of our audit or otherwise appears to be materially misstated.

If, based on the work we have performed, we conclude that there is a material misstatement of this other information, we are required to report that fact. We have nothing to report in this regard.

Responsibilities of Management and Those Charged with Governance for the Consolidated Financial Statements

The Holding Company's Board of Directors is responsible for the preparation and presentation of these consolidated financial statements in term of the requirements of the Companies Act, 2013 that give a true and fair view of the consolidated financial position, consolidated financial performance, consolidated total comprehensive income, consolidated statement of changes in equity and consolidated cash flows of the Group in accordance with the accounting principles generally accepted in India, including the Indian Accounting Standards specified under section 133 of the Act. The respective Board of Directors of the companies included in the Group are responsible for maintenance of adequate accounting records in accordance with the provisions of the Act for safeguarding the assets of the Group and for preventing and detecting frauds and other irregularities; the selection and application of appropriate accounting policies; making judgments and estimates that are reasonable and prudent; and the design, implementation and maintenance of adequate internal financial controls, that were operating effectively for ensuring accuracy and completeness of the accounting records, relevant to the preparation and presentation of the financial statements that give a true and fair view and are free from material misstatement, whether due to fraud or error, which have been used for the purpose of preparation of the consolidated financial statements by the Directors of the Holding Company, as aforesaid .

In preparing the consolidated financial statements, the respective Board of Directors of the companies included in the Group are responsible for assessing the ability of the Group to continue as a going concern, disclosing, as applicable, matters related to going concern and using the going concern basis of accounting unless management either intends to liquidate the Group or to cease operations, or has no realistic alternative but to do so.

The respective Board of Directors of the companies included in the Group are also responsible for overseeing the financial reporting process of the Group.

Auditor's Responsibilities for the Audit of the Consolidated Financial Statements

Our objectives are to obtain reasonable assurance about whether the consolidated financial statements as a whole are free from material misstatement, whether due to fraud or error, and to issue an auditor's report that includes our opinion. Reasonable assurance is a high level of assurance, but is not a guarantee that an audit conducted in accordance with SAs will always detect a material misstatement when it exists. Misstatements can arise from fraud or error and are considered material if, individually or in the aggregate, they could reasonably be expected to influence the economic decisions of users taken on the basis of these consolidated financial statements.

As part of an audit in accordance with the SAs, we exercise professional judgment and maintain professional skepticism throughout the audit. We also:

- Identify and assess the risks of material misstatement of the consolidated financial statements, whether due to fraud or error, design and perform audit procedures responsive to those risks, and obtain audit evidence that is sufficient and appropriate to provide a basis for our opinion. The risk of not detecting a material misstatement resulting from fraud is higher than for one resulting from error, as fraud may involve collusion, forgery, intentional omissions, misrepresentations, or the override of internal control.
- Obtain an understanding of internal controls relevant to the audit in order to design audit procedures that are appropriate in the circumstances. Under section 143(3) (i) of the Act, we are also responsible for expressing our opinion on whether the Holding company and its subsidiary company have adequate internal financial controls system in place and the operating effectiveness of such controls.
- Evaluate the appropriateness of accounting policies used and the reasonableness of accounting estimates and related disclosures made by management.
- Conclude on the appropriateness of management's use of the going concern basis of accounting and, based on the audit evidence obtained, whether a material uncertainty exists related to events or conditions that may cast significant doubt on the Group ability to continue as a going concern. If we conclude that a material uncertainty exists, we are required to draw attention in our auditor's report to the related disclosures in the consolidated financial statements or, if such disclosures are inadequate, to modify our opinion. Our conclusions are based on the audit evidence obtained up to the date of our auditor's report. However, future events or conditions may cause the Group to cease to continue as a going concern.
- Evaluate the overall presentation, structure and content of the consolidated financial statements, including the disclosures, and whether the consolidated financial

statements represent the underlying transactions and events in a manner that achieves fair presentation.

- Obtain sufficient appropriate audit evidence regarding the financial statements of the entities within the Group to express an opinion on the consolidated financial statements. We are responsible for the direction, supervision and performance of the audit of the financial statements of such entities included in the consolidated financial statements of which we are the independent auditors.

Materiality is the magnitude of misstatements in the consolidated financial statements that, individually or in aggregate, makes it probable that the economic decisions of a reasonably knowledgeable user of the financial statements may be influenced. We consider quantitative materiality and qualitative factors in (i) planning the scope of our audit work and in evaluating the results of our work; and (ii) to evaluate the effect of any identified misstatements in the financial statements.

We communicate with those charged with governance of the Holding Company and such other entities included in the consolidated financial statements of which we are the independent auditors regarding, among other matters, the planned scope and timing of the audit and significant audit findings, including any significant deficiencies in internal control that we identify during our audit.

We also provide those charged with governance with a statement that we have complied with relevant ethical requirements regarding independence, and to communicate with them all relationships and other matters that may reasonably be thought to bear on our independence, and where applicable, related safeguards.

From the matters communicated with those charged with governance, we determine those matters that were of most significance in the audit of the consolidated financial statements of the current period and are therefore the key audit matters. We describe these matters in our auditor's report unless law or regulation precludes public disclosure about the matter or when, in extremely rare circumstances, we determine that a matter should not be communicated in our report because the adverse consequences of doing so would reasonably be expected to outweigh the public interest benefits of such communication.

Report on Other Legal and Regulatory Requirements

1. As required by Section 143(3) of the Act, based on our audit, we report that:
 - (a) We have sought and obtained all the information and explanations which to the best of our knowledge and belief were necessary for the purposes of our audit.
 - (b) In our opinion, proper books of account as required by law have been kept by the Group so far as it appears



from our examination of those books.

- (c) The Consolidated Financial Statements dealt with by this Report are in agreement with the relevant books of account.
 - (d) In our opinion, the Consolidated Financial Statements comply with the Ind AS specified under Section 133 of the Act.
 - (e) On the basis of the written representations received from the directors and taken on record by the Board of Directors of each company, none of the directors of the Group is disqualified as on 31 March 2024 from being appointed as a director in terms of Section 164 (2) of the Act.
 - (f) With respect to the adequacy of the internal financial controls with reference to financial statements of the Group and the operating effectiveness of such controls, refer to our separate Report in "Annexure A". Our report expresses an unmodified opinion on the adequacy and operating effectiveness of the group's internal financial controls with reference to financial statements.
 - (g) With respect to the other matters to be included in the Auditor's Report in accordance with the requirements of section 197(16) of the Act, as amended we report that:

In our opinion and to the best of our information and according to the explanations given to us, the remuneration paid by the Holding Company to its directors during the year is in accordance with the provisions of section 197 of the Act. We further report that the subsidiary company has not paid or provided for any managerial remuneration during the year covered under audit.
2. With respect to the other matters to be included in the Auditor's Report in accordance with Rule 11 of the Companies (Audit and Auditors) Rules, 2014, as amended, in our opinion and to the best of our information and according to the explanations given to us:
- i. The Group, as detailed in Note No.33 to the consolidated financial statements, has disclosed the impact of pending litigations on its financial position as at 31 March 2024.
 - ii. The Group did not have any long-term contracts including derivative contracts for which there were any material foreseeable losses as at 31 March 2024.
 - iii. There has been no delay in transferring amounts, required to be transferred, to the Investor Education and Protection Fund by the Holding Company. There were no amounts which were required to be

transferred to the Investor Education and Protection Fund by the Subsidiary Company during the year ended 31 March 2024.

- iv.(A) The respective Managements of the Company and its subsidiaries which are incorporated in India, whose financial statements have been audited under the Act, have represented to us that, to the best of their knowledge and belief, no funds (which are material either individually or in the aggregate) have been advanced or loaned or invested (either from borrowed funds or share premium or any other sources or kind of funds) by the companies to or in any other person or entity, including foreign entities ("Intermediaries"), with the understanding, whether recorded in writing or otherwise, that the Intermediary shall, whether directly or indirectly lend or invest in other persons or entities identified in any manner whatsoever by or on behalf of the companies ("Ultimate Beneficiaries") or provide any guarantee, security or the like on behalf of the Ultimate Beneficiaries;
- (B) The respective Managements of the Company and its subsidiaries which are incorporated in India, whose financial statements have been audited under the Act, have represented to us that, to the best of their knowledge and belief, no funds (which are material either individually or in the aggregate) have been received by the companies from any person or entity, including foreign entities ("Funding Parties"), with the understanding, whether recorded in writing or otherwise, that the companies shall, whether directly or indirectly, lend or invest in other persons or entities identified in any manner whatsoever by or on behalf of the Funding Party ("Ultimate Beneficiaries") or provide any guarantee, security or the like on behalf of the Ultimate Beneficiaries; and
- (C) Based on the audit procedures that have been considered reasonable and appropriate in the circumstances performed by us on the Company and its subsidiaries which are companies incorporated in India whose financial statements have been audited under the Act, nothing has come to our notice that has caused us to believe that the representations under sub- clause (A) and (B) above contain any material mis-statement.
- (v) The dividend declared or paid during the year by the Holding company is in compliance with section 123 of the Companies Act, 2013. The Subsidiary company has not declared or paid dividend during the year.
- (vi) Based on our examination, which included test checks, performed by us on the Company and its subsidiaries incorporated in India, have used accounting software

for maintaining their respective books of account which has a feature of recording audit trail (edit log) facility and the same has operated throughout the year for all relevant transactions recorded in the software. Further, during the course of our audit we did not come across any instance of audit trail feature being tampered with.

As Proviso to Rule 3(1) of the Companies (Accounts) Rules, 2014 is applicable from 01 April, 2023, reporting under Rule 11(g) of Companies (Audit and Auditors) Rules, 2014 on preservation of audit trail as per the statutory requirements for record retention is not applicable for the financial year ended 31 March, 2024.

3. As required by clause (xxi) of Para 3 of Companies (Auditor's Report) Order, 2020 ("the Order"), issued by the Central Government in terms of section 143 (11) of the Act, we report that:

There have been no qualifications or adverse remarks by the respective auditors in the CARO 2020 reports of the companies included in the Consolidated Financial Statements.

For GATTAMANENI & CO.,
Chartered Accountants
(Firm.Regn.No:009303S)

G. SRINIVASARAO
Partner

Place: Hyderabad
Date: 18-05-2024

(ICAI Ms. No. 210535)
UDIN: 24210535BKBGNI4211



Annexure – A to the Independent Auditor's Report

(Referred to in paragraph 1(f) under "Report on Other Legal and Regulatory Requirements" section of our report of even date on the consolidated financial statements of Vimta Labs Limited)

Report on the Internal Financial Controls with reference to Financial Statements under Clause (i) of Sub-section (3) of Section 143 of the Companies Act, 2013

We have audited the Internal Financial Controls with reference to financial statements of **VIMTA LABS LIMITED** ("the Holding Company") and its Subsidiary company (Holding company and its subsidiary together referred to as "Group") as of 31 March 2024 in conjunction with our audit of the consolidated financial statements for the year ended on that date.

Management's Responsibility for Internal Financial Controls

The respective Board of Directors of the Holding Company and its Subsidiary company are responsible for establishing and maintaining Internal Financial Controls based on the internal controls with reference to financial statements criteria established by the Holding company and its subsidiary company considering the essential components of internal control stated in the Guidance Note on Audit of Internal Financial Controls Over Financial Reporting issued by the Institute of Chartered Accountants of India ("The Guidance Note"). These responsibilities include the design, implementation and maintenance of adequate internal financial controls that were operating effectively for ensuring the orderly and efficient conduct of its business, including adherence to respective company's policies, the safeguarding of its assets, the prevention and detection of frauds and errors, the accuracy and completeness of the accounting records, and the timely preparation of reliable financial information, as required under the Companies Act, 2013.

Auditors' Responsibility

Our responsibility is to express an opinion on the internal financial controls with reference to financial statements of the Holding company and its subsidiary company, based on our audit. We conducted our audit in accordance with the Guidance Note and the Standards on Auditing, prescribed under section 143(10) of the Companies Act, 2013, to the extent applicable to an audit of internal financial controls. Those Standards and the Guidance Note require that we comply with ethical requirements and plan and perform the audit to obtain reasonable assurance about whether adequate internal financial controls with reference to financial statements were established and maintained and if such controls operated effectively in all material respects.

Our audit involves performing procedures to obtain audit evidence about the adequacy of the internal financial controls system with reference to financial statements and their operating effectiveness. Our audit of internal financial controls

with reference to financial statements included obtaining an understanding of internal financial controls with reference to financial statements, assessing the risk that a material weakness exists, and testing and evaluating the design and operating effectiveness of internal control based on the assessed risk. The procedures selected depend on the auditor's judgment, including the assessment of the risks of material misstatement of the financial statements, whether due to fraud or error.

We believe that the audit evidence we have obtained, is sufficient and appropriate to provide a basis for our audit opinion on the Company's internal financial controls system with reference to financial statements of the Holding Company and its subsidiary company.

Meaning of Internal Financial Controls with reference to financial statements

A company's internal financial controls with reference to financial statements is a process designed to provide reasonable assurance regarding the reliability of financial reporting and the preparation of financial statements for external purposes in accordance with generally accepted accounting principles. A company's internal financial controls with reference to financial statements includes those policies and procedures that (i) pertain to the maintenance of records that, in reasonable detail, accurately and fairly reflect the transactions and dispositions of the assets of the company; (ii) provide reasonable assurance that transactions are recorded as necessary to permit preparation of financial statements in accordance with generally accepted accounting principles, and that receipts and expenditures of the company are being made only in accordance with authorisations of management and directors of the company; and (iii) provide reasonable assurance regarding prevention or timely detection of unauthorised acquisition, use, or disposition of the company's assets that could have a material effect on the financial statements.

Inherent Limitations of Internal Financial Controls with reference to financial statements

Because of the inherent limitations of internal financial controls with reference to financial statements, including the possibility of collusion or improper management override of controls, material misstatements due to error or fraud may occur and not be detected. Also, projections of any evaluation of the internal financial controls with reference to financial statements to future periods are subject to the risk that the internal financial control over financial reporting may become inadequate because of changes in conditions, or that the degree of compliance with the policies or procedures may deteriorate.

Opinion

In our opinion, to the best of our information and according to the explanations given to us, the Holding Company and subsidiary company have, in all material respects, an adequate internal financial controls system with reference to financial statements and such internal financial controls with reference to financial statements were operating effectively as at 31 March 2024, based on the internal control over financial reporting criteria established by the Holding Company considering the essential components of Internal Financial Control stated in the Guidance Note.

For GATTAMANENI & CO.,
Chartered Accountants
(Firm.Regn.No:009303S)

G. SRINIVASARAO
Partner

Place: Hyderabad
Date: 18-05-2024

(ICAI Ms. No. 210535)
UDIN: 24210535BKBGNI4211



Consolidated Balance Sheet as at March 31, 2024

(Amount in INR millions, unless otherwise stated)

Particulars	Note No	As at 31 March 2024	As at 31 March 2023
ASSETS			
Non-current assets			
(a) Property, Plant and Equipment	5A	1,564.44	1,570.20
(b) Capital work-in-progress	6	585.71	123.06
(c) Goodwill		55.80	55.80
(d) Intangible Assets	5B	90.88	121.96
(e) Financial Assets			
(i) Other Financial Assets	13A	27.97	30.71
(f) Deferred Tax Assets (Net)	8A	77.98	43.12
(g) Other non-current assets	9A	21.75	41.82
Total Non-Current assets		2,424.53	1,986.67
Current assets			
(a) Inventories	10	246.91	226.22
(b) Financial assets			
(i) Trade receivables	11	869.95	799.86
(ii) Cash and cash equivalents	12A	134.41	305.00
(iii) Bank balances other than (ii) above	12B	123.48	92.77
(iv) Loans	7	0.83	0.83
(v) Other financial assets	13B	18.11	10.45
(c) Other current assets	9B	182.28	201.45
Total Current assets		1,575.97	1,636.58
TOTAL ASSETS		4,000.50	3,623.25
EQUITY AND LIABILITIES			
Equity			
(a) Equity share capital	14	44.34	44.26
(b) Other equity	15	3,152.62	2,773.60
Total equity		3,196.96	2,817.86
Liabilities			
Non-Current Liabilities			
(a) Financial liabilities			
(i) Borrowings	16A	90.74	98.91
(b) Provisions	17A	118.05	87.83
(c) Deferred tax liabilities (Net)	8B	0.78	0.69
(d) Other non-current liabilities	18	53.27	45.19
Total Non Current Liabilities		262.84	232.62
Current Liabilities			
(a) Financial liabilities			
(i) Borrowings	16B	101.15	50.97
(ii) Trade payables	19		
- Outstanding dues of micro enterprises and small enterprises		24.42	27.30
- Outstanding dues of creditors other than micro enterprises and small enterprises		57.88	117.09
(iii) Other financial liabilities	20	241.32	236.92
(b) Other current liabilities	21	81.91	100.94
(c) Provisions	17B	34.02	39.55
Total Current Liabilities		540.70	572.77
TOTAL EQUITY AND LIABILITIES		4,000.50	3,623.25

The accompanying material accounting policies and explanatory notes form an integral part of the consolidated financial statements.

Per our report of even date attached.

For Gattamaneni & Co

Chartered Accountants

Firm Registration No. 0093035

G. Srinivasa Rao

Partner

Membership No. 210535

Place: Hyderabad

Date : May 18, 2024

For and on behalf of the Board of Directors

Dr. S. P. Vasireddi

Executive Chairman

DIN : 00242288

G Purnachandra Rao

Director

DIN : 00876934

Place: Hyderabad

Date : May 18, 2024

Harita Vasireddi

Managing Director

DIN: 00242512

D R Narahai Naidu

Chief Financial Officer

Harriman Vungal

ED-Operations

DIN : 00242621

Sujani Vasireddi

Company Secretary

Consolidated Statement of Profit and Loss

for the year ended March 31, 2024

(Amount in INR millions, unless otherwise stated)

Particulars	Note No	Year Ended 31 March 2024	Year Ended 31 March 2023
I. Income			
Revenue from Operations	22	3,182.61	3,181.90
Other Income	23	40.07	34.44
Total Income		3,222.68	3,216.34
II. Expenses			
Cost of material consumed and testing expenditure	24A	759.45	717.55
Cost of lab setup	24B	2.36	19.86
Changes in inventories of work-in-progress	25	1.04	1.11
Employee benefits expense	26	992.83	910.76
Finance costs	27	21.22	26.45
Depreciation & Amortisation expense	5	341.95	307.13
Other expenses	28	559.02	583.51
Total Expenses		2,677.87	2,566.37
Profit before tax and exceptional item		544.81	649.97
Exceptional item		-	-
III. Profit before tax [I-II]		544.81	649.97
IV. Tax expense	29		
(a) Current tax		163.30	183.73
(b) Prior year tax adjustments		5.42	6.92
(c) Deferred tax (benefit)/expense		(34.00)	(22.40)
Total Tax Expense		134.72	168.25
V. Profit for the year [III-IV]		410.09	481.72
VI. Other comprehensive Income			
Items that will not be reclassified to profit or loss			
(a) Re-measurement of the net defined liability		(3.11)	(0.34)
(b) Income tax relating to the above item		0.78	0.08
Total other comprehensive income/(loss), net of tax		(2.33)	(0.26)
VII. Total Comprehensive income for the year [V+VI]		407.76	481.46
VIII. Earnings per share	30		
Basic (INR)		18.51	21.77
Diluted (INR)		18.24	21.35

The accompanying material accounting policies and explanatory notes form an integral part of the consolidated financial statements.

Per our report of even date attached.

For Gattamaneni & Co

Chartered Accountants

Firm Registration No. 009303S

G. Srinivasa Rao

Partner

Membership No. 210535

Place: Hyderabad

Date : May 18, 2024

For and on behalf of the Board of Directors

Dr. S. P. Vasireddi

Executive Chairman

DIN : 00242288

G Purnachandra Rao

Director

DIN : 00876934

Place: Hyderabad

Date : May 13, 2024

Harita Vasireddi

Managing Director

DIN: 00242512

D R Narahai Naidu

Chief Financial Officer

Harriman Vungal

ED-Operations

DIN : 00242621

Sujani Vasireddi

Company Secretary



Consolidated Statement of Cash Flows

for the year ended March 31, 2024

(Amount in INR millions, unless otherwise stated)

Particulars	Year Ended 31 March 2024	Year Ended 31 March 2023
Cash flow from operating activities		
Profit before tax	544.81	649.97
<u>Adjustments to reconcile profit before tax to net cash flows:</u>		
- Depreciation & Amortisation expense	341.95	307.13
- Interest Cost	16.84	22.05
- Impairment loss on receivables	9.42	15.09
- Bad Debts written off	29.54	31.22
- Equity settled share-based payment expenses	15.53	40.74
- Loss/ (Gain) on sale of assets	(5.65)	(2.44)
- Liabilities no longer required written back	(8.94)	(0.01)
- Interest Income	(13.38)	(11.89)
- Income from Government Grants	(10.19)	(8.47)
- Unrealised foreign exchange gains and losses (net)	(2.48)	(2.30)
<u>Adjustments for changes in working capital:</u>		
- (Increase)/decrease in inventories	(20.68)	(52.46)
- (Increase)/decrease in trade receivables	(107.30)	(73.31)
- (Increase)/decrease in loans and financial assets	2.06	(4.61)
- (Increase)/decrease in other financial assets	-	(0.04)
- (Increase)/decrease in other assets	10.59	(24.22)
- Increase/(decrease) in employee benefit obligations	21.50	19.79
- Increase/(decrease) in trade payables	(61.36)	19.79
- Increase/(decrease) in other financial liabilities	2.05	79.83
- Increase/(decrease) in other current liabilities	(0.67)	(1.20)
Cash generated from/(used in) operations	763.64	1,004.66
Income tax paid	(154.72)	(125.29)
Net cash flows generated from/(used in) operating activities (A)	608.92	879.37
Cash flow from Investing activities		
Payment for property, plant and equipment and capital work-in-progress	(763.34)	(478.19)
Proceeds from sale/disposal of property, plant and equipment	20.93	2.44
Payments for Purchase of Intangible Assets	(2.36)	(19.86)
Redemption/(Investment) in fixed deposits (Net)	(30.72)	(86.58)
Interest Income received	15.01	9.63
Net cash flow generated from/(used in) investing activities (B)	(760.48)	(572.56)
Cash flow from Financing activities		
Payment of Dividend	(44.28)	(44.22)
Repayment of Long term Borrowings	(51.74)	(53.59)
Proceeds from Long term Borrowings	40.31	-
Proceeds from/ (repayment of) short-term borrowings	51.44	(3.19)

Consolidated Statement of Cash Flows

for the year ended March 31, 2024

(Amount in INR millions, unless otherwise stated)

Particulars	Year Ended 31 March 2024	Year Ended 31 March 2023
Proceeds from issuance of Share Capital	0.08	0.04
Interest Cost paid	(14.84)	(8.85)
Net cash flow generated from/(used in) financing activities (C)	(19.03)	(109.81)
Net increase/(decrease) in cash and cash equivalents (A+B+C)	(170.59)	197.00
Cash and cash equivalents at the beginning of the year	305.00	108.00
Cash and cash equivalents at the end of the year	134.41	305.00
Cash and cash equivalents comprise		
Balances with banks in current & deposit accounts	131.92	304.24
Cash on hand	2.49	0.76
Total cash and cash equivalents at end of the year	134.41	305.00

Notes:

Reconciliation between the opening and closing balances in the balance sheet for liabilities arising from financing activities.

Particulars	Year Ended 31 March 2024	Year Ended 31 March 2023
(i) Non-Current Borrowings #		
Balance at the beginning of the year	149.88	190.21
Net Cash flow during the year	(11.43)	(53.59)
Non-Cash Changes due to		
- Variation in Exchange Rates	1.59	12.77
-Fair Value Adjustments	0.41	0.49
Balance at the end of the year	140.45	149.88
# Includes current maturities of non-current borrowings		
(ii) Current Borrowings		
Balance at the beginning of the year	-	-
Net Cash flow during the year	51.44	-
Balance at the end of the year	51.44	-

The accompanying material accounting policies and explanatory notes form an integral part of the consolidated financial statements.

Per our report of even date attached.

For Gattamaneni & Co
Chartered Accountants
Firm Registration No. 0093035

For and on behalf of the Board of Directors

Dr. S. P. Vasireddi
Executive Chairman
DIN : 00242288

Harita Vasireddi
Managing Director
DIN: 00242512

Harriman Vungal
ED-Operations
DIN : 00242621

G. Srinivasa Rao
Partner
Membership No. 210535
Place: Hyderabad
Date : May 18, 2024

G Purnachandra Rao
Director
DIN : 00876934
Place: Hyderabad
Date : May 18, 2024

D R Narahai Naidu
Chief Financial Officer

Sujani Vasireddi
Company Secretary



Consolidated Statement of changes in equity

for the year ended March 31, 2024

(Amount in INR millions, unless otherwise stated)

(A) Equity share capital

Particulars	No. of Shares	Amount
Equity shares of ₹ 2/- each issued, subscribed and fully paid		
Balance as at April 1, 2022	22,107,810	44.22
Add/Less: Changes during the year	21,179	0.04
Balance as at March 31, 2023	22,128,989	44.26
Add/Less: Changes during the year	41,594	0.08
Balance as at March 31, 2024	22,170,583	44.34

(B) Other equity

Particulars	Securities Premium	General Reserve	Retained Earnings	Share based payment reserve	Other Comprehensive Income	Total
Balance as at April 1, 2022	773.73	86.40	1,425.01	28.97	(18.49)	2,295.62
Add: Profit for the year	-	-	481.72	-	-	481.72
Less: Dividend on Equity Shares	-	-	44.22	-	-	44.22
Add: Expense arising from equity-settled share-based payment transactions (Refer note 26)	-	-	-	40.74	-	40.74
Add/Less: Transfer on account of Exercise of Options	6.13	-	-	(6.13)	-	-
Add: Other comprehensive income/(loss) for the year	-	-	-	-	(0.26)	(0.26)
Balance as at March 31, 2023	779.86	86.40	1,862.51	63.58	(18.75)	2,773.60
Balance as at April 1, 2023	779.86	86.40	1,862.51	63.58	(18.75)	2,773.60
Add: Profit for the year	-	-	410.09	-	-	410.09
Less: Dividend on Equity Shares	-	-	44.28	-	-	44.28
Add: Expense arising from equity-settled share-based payment transactions (Refer note 26)	-	-	-	15.53	-	15.53
Add/Less: Transfer on account of Exercise of Options	12.04	-	-	(12.04)	-	-
Add: Other comprehensive income/(loss) for the year	-	-	-	-	(2.33)	(2.33)
Balance as at March 31, 2024	791.90	86.40	2,228.32	67.07	(21.08)	3,152.62

The accompanying material accounting policies and explanatory notes form an integral part of the consolidated financial statements.

Per our report of even date attached.

For Gattamaneni & Co

Chartered Accountants

Firm Registration No. 009303S

G. Srinivasa Rao

Partner

Membership No. 210535

Place: Hyderabad

Date : May 18, 2024

For and on behalf of the Board of Directors

Dr. S. P. Vasireddi

Executive Chairman

DIN : 00242288

G Purnachandra Rao

Director

DIN : 00876934

Place: Hyderabad

Date : May 18, 2024

Harita Vasireddi

Managing Director

DIN: 00242512

D R Narahai Naidu

Chief Financial Officer

Harriman Vungal

ED-Operations

DIN : 00242621

Sujani Vasireddi

Company Secretary

Notes

forming part of the consolidated financial statements

1 General Information

Vimta Labs Limited (the Company or the Holding Company) is a public limited company domiciled in India was incorporated on November 16, 1990 under the provisions of the Companies Act, 1956. The registered office of the Company is situated at 141/2 & 142, IDA Phase II, Cherlapally, Hyderabad – 500 051. The Company is a leading contract research and testing services provider in India. The Company's equity shares are listed at Bombay Stock Exchange and National Stock Exchange of India Limited.

The consolidated financial statements are approved for issue by the Board of Directors at its meeting held on May 18, 2024.

2 Material accounting policies

2.1 Basis of Preparation of Consolidated Financial Statements

(a) Statement of Compliance with Ind AS

The consolidated financial statements of the Company along with its subsidiaries (together referred to as "Group") have been prepared in accordance with Indian Accounting Standards (Ind AS) notified under Section 133 of the Companies Act, 2013 (the "Act") read with the Companies (Indian Accounting Standards) Rules, 2015 and Companies (Indian Accounting Standards) Amendment Rules, 2016, as amended from time to time and other relevant provisions of the Act.

Accounting policies have been consistently applied to all the years presented except where a newly issued accounting standard is initially adopted or a revision to an existing accounting standard requires a change in the accounting policy hitherto in use.

The financial statements have been prepared for the Group as a going concern on the basis of relevant Ind AS that are effective at the Group's annual reporting date.

(b) Principles of consolidation

The Company consolidates all entities which are controlled by it. The Company establishes control when; it has power over the entity, is exposed, or has rights, to variable returns from its involvement with the entity and has the ability to affect the entity's returns by using its power over relevant activities of the entity. Entities controlled by the Company are consolidated from the date control commences until the date control ceases.

The financial statements of the Group companies are consolidated on a line-by-line basis and intra-group balances and transactions including unrealized gain / loss from such transactions are eliminated upon consolidation. All inter-company transactions, balances, income and expenses are eliminated in full on consolidation. Changes in the Company's interests in subsidiaries that do not result in a loss of control are accounted for as equity transactions. The carrying amount of the Company's interests and the non-controlling interests are adjusted to reflect the changes in their relative interests in the subsidiaries. Any difference between the amount by which the non-controlling interests are adjusted and the fair value of the consideration paid or received is recognised directly in equity and attributed to shareholders of the Company.

Interest in the subsidiary

Emtac Laboratories Private Limited ("subsidiary") is as a wholly owned subsidiary of the Company.

(c) Basis of measurement

The consolidated financial statements have been prepared on historical cost convention on accrual basis, except for the following items in the balance sheet:

- i) Certain financial assets and liabilities measured either at fair value or at amortised cost depending on the classification;
- ii) Defined employee benefit liabilities are recognised at the present value of defined benefit obligation adjusted for fair value of plan assets;

(d) Current and non-current classification

All assets and liabilities have been classified as current or non-current as per the Group's operating cycle and other criteria set out in the Schedule III to the Act. Based on the nature of services and the time between the rendering of service and their realization in cash and cash equivalents, the Group has fixed its operating cycle as twelve months for the purpose of current and non-current classification of assets and liabilities.

The Group presents assets and liabilities in the balance sheet based on current/ non-current classification.

An asset is classified as current when it is:

- Expected to be realised or intended to be sold or consumed in normal operating cycle



- Held primarily for the purpose of trading
- Expected to be realised within twelve months after the reporting period, or
- Cash or cash equivalent unless restricted from being exchanged or used to settle a liability for at least twelve months after the reporting period

A liability is classified as current when:

- It is expected to be settled in normal operating cycle
- It is held primarily for the purpose of trading
- It is due to be settled within twelve months after the reporting period, or
- There is no unconditional right to defer the settlement of the liability for at least twelve months after the reporting period

Current assets / liabilities include the current portion of non-current assets / liabilities respectively. All other assets / liabilities including deferred tax assets and liabilities are classified as non-current.

(e) Use of estimates

The preparation of consolidated financial statements in conformity with Ind AS requires the management of the Group to make judgments, estimates and assumptions to be made that affect the reported amounts of assets and liabilities on the date of financial statements, disclosure of contingent liabilities as at the date of the financial statements, and the reported amounts of income and expenses during the reported period. Estimates and underlying assumptions are reviewed on an ongoing basis. Revisions to accounting estimates are recognised in the period in which the estimates are revised.

(f) Fair value measurement

The Group’s accounting policies and disclosures require the measurement of fair values, for certain financial and non-financial assets and liabilities based on their classification.

Fair value is the price that would be received to sell an asset or paid to transfer a liability in an orderly transaction between market participants at the measurement date.

In estimating the fair value of an asset or liability, the Group takes into account the characteristics of the asset or liability if market participants would take those characteristics into account when pricing the asset or liability at the measurement date.

Fair values are categorized into different levels in a fair value hierarchy based on the inputs used in the valuation techniques as follows:

- Level 1: quoted prices (unadjusted) in active markets for identical assets or liabilities.
- Level 2: inputs other than quoted prices included in Level 1 that are observable for the asset or liability, either directly (i.e. as prices) or indirectly (i.e. derived from prices).
- Level 3: inputs for the asset or liability that are not based on observable market data (unobservable inputs).

When measuring the fair value of an asset or a liability, the Group uses observable market data as far as possible. If the inputs used to measure the fair value of an asset or a liability fall into different levels of the fair value hierarchy, then the fair value measurement is categorized in its entirety in the same level of the fair value hierarchy as the lowest level input that is significant to the entire measurement.

The Group recognises transfers between levels of the fair value hierarchy at the end of the reporting period during which the change has occurred.

For the purpose of fair value disclosures, the Group has determined classes of assets and liabilities on the basis of the nature, characteristics and risks of the asset or liability and the level of the fair value hierarchy as explained above.

2.2 Property, plant and equipment

Property, plant and equipment are measured at cost less accumulated depreciation and impairment losses, if any. Cost comprises of purchase price, freight, non-refundable taxes and duties, specified foreign exchange gains or losses and any other cost attributable to bring the asset to its working condition for its intended use.

Subsequent costs are included in the asset’s carrying amount or recognized as a separate asset, as appropriate, only when it is probable that future economic benefits associated with the item will flow to the Company/Subsidiary and the cost of the item can be measured reliably. All other repairs and maintenance are charged to Statement of Profit and Loss during the year in which they are incurred.

Advances paid towards the acquisition of property, plant and equipment outstanding at each balance sheet date is classified as “capital advances” and the cost of assets not ready to use before such date are disclosed under ‘Capital work-in-progress’ and not depreciated.

Depreciation methods, estimated useful lives

Depreciable amount for assets is the cost of an asset or other amount substituted for cost, less its estimated

residual value. Depreciation on property, plant and equipment is provided on straight-line method over their estimated useful lives which are the same as prescribed in Schedule II to the Act, except for the following:

Particulars	Useful Life as per Management Estimate	Useful Life as per Schedule II of the Act
Plant and Equipment	6.67-10 years	10-15 years
Computer Servers	3 Years	6 years

Based on the technical experts assessment of useful life, certain items of property plant and equipment are being depreciated over useful lives different from the prescribed useful lives under Schedule II to the Act. The management has assessed the useful life of such assets on the basis of technical expert advice and past experience in the industry as it believes that such estimated useful lives are realistic and reflect fair approximation of the period over which the assets are likely to be used.

Depreciation on addition to property plant and equipment is provided on pro-rata basis from the date of acquisition. Depreciation on sale/deduction from property plant and equipment is provided up to the date of sale/deduction, as the case may be. Gains and losses on disposals are determined by comparing proceeds with carrying amount and are included in Statement of Profit and Loss.

Assets held for sale

Non-current assets held for sale are measured at the lower of their carrying value and fair value of the assets less costs to sale. Assets and liabilities classified as held for sale are presented separately in the balance sheet. Property, plant and equipment once classified as held for sale are not depreciated/amortised.

2.3 Intangible Assets

Intangible assets are stated at cost less accumulated amortisation and impairment. Intangible assets are amortised over their respective individual estimated useful lives on a straight-line basis, from the date that they are available for use. The estimated useful life of an identifiable intangible asset is based on a number of factors including the effects of obsolescence, other economic factors etc. Amortisation methods and useful lives are reviewed periodically including at each financial year end.

Subsequent expenditure

Subsequent expenditure is capitalised only when it increases the future economic benefits embodied in the specific asset to which it relates.

Amortisation

Intangible assets with finite lives are amortised over the useful economic life and assessed for impairment whenever there is an indication that the intangible asset may be impaired. The amortisation period and the amortisation method for an intangible asset with a finite useful life are reviewed at least at the end of each reporting period, with the effect of any change in the estimate being accounted for on a prospective basis. Changes in the expected useful life or the expected pattern of consumption of future economic benefits embodied in the asset are considered to modify the amortisation period or method, as appropriate, and are treated as changes in accounting estimates. The amortisation expense on intangible assets with finite lives is recognised in the consolidated statement of profit and loss unless such expenditure forms part of carrying value of another asset.

Operating rights 3-10 Years

Amortisation method, useful lives and residual values are reviewed at the end of each financial year and adjusted if appropriate.

2.4 Impairment of non-financial assets

At each reporting date, the Group assesses whether there is any indication that an asset may be impaired, based on internal or external factors. If any such indication exists, the Group estimates the recoverable amount of the asset or the cash generating unit. If such recoverable amount of the asset or cash generating unit to which the asset belongs is less than its carrying amount, the carrying amount is reduced to its recoverable amount. The reduction is treated as an impairment loss and is recognised in the Statement of Profit and Loss. If, at the reporting date there is an indication that a previously assessed impairment loss no longer exists, the recoverable amount is reassessed and the asset is reflected at the recoverable amount. Impairment losses previously recognised are accordingly reversed in the Statement of Profit and Loss.

2.5 Financial instruments

A financial instrument is any contract that gives rise to a financial asset of one entity and a financial liability or equity instrument of another entity.



(a) Financial assets

Initial recognition and measurement

All financial assets are recognised in balance sheet when, and only when, the entity becomes party to the contractual provisions of the instrument and initially measured at fair value except for trade receivables which are initially measured at transaction price. In the case of financial assets not recorded at fair value through profit or loss, transaction costs that are attributable to the acquisition of the financial asset or liability are added to or deducted from the fair value.

Purchases or sales of financial assets that require delivery of assets within a time frame established by regulation or convention in the market place (regular way trades) are recognised on the trade date, i.e., the date that the Group commits to purchase or sell the asset.

Subsequent measurement

For purposes of subsequent measurement, financial assets are classified into four categories:

- Debt instruments at amortised cost
- Debt instruments at fair value through other comprehensive income (FVTOCI)
- Debt instruments and equity instruments at fair value through profit or loss (FVTPL) and
- Equity instruments measured at FVTOCI

Debt instruments at amortised cost

A 'debt instrument' is measured at the amortised cost if both the following conditions are met:

- The asset is held within a business model whose objective is to hold assets for collecting contractual cash flows, and
- Contractual terms of the asset give rise on specified dates to cash flows that are solely payments of principal and interest (SPPI) on the principal amount outstanding.

After initial measurement, financial assets are subsequently measured at amortised cost using the Effective Interest Rate (EIR) method. Amortised cost is calculated by taking into account any discount or premium on acquisition and fees or costs that are an integral part of the EIR. The EIR amortisation is included in finance income in the Statement of Profit and Loss. The losses arising from impairment are recognised in the Statement of Profit and Loss. This category covers Trade Receivables, Loans, Cash & Bank Balances and Other Receivables.

Debt instruments at fair value through other comprehensive income (FVTOCI)

A 'debt instrument' is classified as at the FVTOCI if both of the following criteria are met:

- The objective of the business model is achieved both by collecting contractual cash flows and selling the financial assets, and
- Contractual terms of the asset give rise on specified dates to cash flows that are solely payments of principal and interest (SPPI) on the principal amount outstanding.

Debt instruments included within the FVTOCI category are measured initially as well as at each reporting date at fair value. Fair value movements are recognised in the other comprehensive income (OCI). On derecognition of the asset, cumulative gain or loss previously recognised in OCI is reclassified to the Statement of Profit and Loss. Interest earned while holding FVTOCI debt instrument is reported as interest income using the EIR method.

Debt instruments and equity instruments at fair value through profit or loss (FVTPL)

FVTPL is a residual category for debt instruments. Any debt instrument, which does not meet the criteria for categorization as at amortised cost or as FVTOCI, is classified as at FVTPL.

Debt and Equity instruments included within the FVTPL category are measured at fair value with all changes recognized in the Statement of Profit and Loss.

Equity instruments included within the FVTPL category are measured at fair value with all changes recognized in the Statement of Profit and Loss.

Equity instruments measured at FVTOCI

All equity investments in the scope of Ind AS 109 are measured at fair value. Equity instruments which are held for trading are classified as at FVTPL. For all other equity instruments, the Group decides to classify the same either as at FVTOCI or FVTPL. The Group makes such election on an instrument-by-instrument basis. The classification is made on initial recognition and is irrevocable.

If the Group decides to classify an equity instrument as at FVTOCI, then all fair value changes on the instrument, excluding dividends, are recognized in the OCI. There is no recycling of the amounts from OCI to Statement of Profit and Loss, even on sale of investment. However, the Group may transfer the cumulative gain or loss within equity.

De-recognition

The Group de-recognises a financial asset only when the contractual rights to the cash flows from the asset expires or it transfers the financial asset and substantially all the risks and rewards of ownership of the asset.

When the Group has transferred its rights to receive cash flows from an asset or has entered into a pass-through arrangement, it evaluates if and to what extent it has retained the risks and rewards of ownership. When it has neither transferred nor retained substantially all of the risks and rewards of the asset, nor transferred control of the asset, the Group continues to recognise the transferred asset to the extent of the Group's continuing involvement. In that case, the Group also recognises an associated liability. The transferred asset and the associated liability are measured on a basis that reflects the rights and obligations that the Group has retained.

Continuing involvement that takes the form of a guarantee over the transferred asset is measured at the lower of the original carrying amount of the asset and the maximum amount of consideration that the Group could be required to repay.

Impairment of financial assets

In accordance with Ind AS 109, the Group applies expected credit loss (ECL) model for measurement and recognition of impairment loss for the following financial assets and credit risk exposures:

- a) Financial assets that are debt instruments and are measured at amortised cost e.g., loans, deposits and bank balance.
- b) Trade Receivables that result from transactions that are within the scope of Ind AS 115.

The Group follows 'simplified approach' for recognition of impairment loss allowance on trade receivables. The application of simplified approach does not require the Group to track changes in credit risk. It recognises impairment loss allowance based on lifetime ECLs at each reporting date, right from its initial recognition.

As a practical expedient, the Group uses a provision matrix to determine impairment loss allowance on portfolio of its receivables. The provision matrix is based on its historically observed default rates over the expected life of the trade receivables and is adjusted for forward looking estimates. At every reporting date, the historical observed default rates are updated and changes in the forward looking estimates are analysed.

For recognition of impairment loss on other financial assets and risk exposure, the Group determines whether there has been a significant increase in the credit risk since initial recognition. If credit risk has not increased significantly, 12 quarter ECL is used to provide for impairment loss. However, if credit risk has increased significantly, lifetime ECL is used. If, in a subsequent period, credit quality of the instrument improves such that there is no longer a significant increase in credit risk since initial recognition, then the entity reverts to recognising impairment loss allowance based on 12 quarter ECL.

Lifetime ECL are the expected credit losses resulting from all possible default events over the expected life of a financial instrument. The 12 quarter ECL is a portion of the lifetime ECL which results from default events that are possible within 12 months after the reporting date. ECL is the difference between all contractual cash flows that are due to the Group in accordance with the contract and all the cash flows that the Group expects to receive.

When estimating the cash flows, the Group is required to consider:

- All contractual terms of the financial assets (including prepayment and extension) over the expected life of the assets.
- Cash flows from the sale of collateral held or other credit enhancements that are integral to the contractual terms.

(b) Financial Liabilities

Initial recognition and measurement

Financial liabilities are classified, at initial recognition, as financial liabilities at fair value through profit or loss.

All financial liabilities are recognized initially at fair value and, in the case of loans and borrowings and payables, net of directly attributable transaction costs.

The Group's financial liabilities include trade and other payables, loans and borrowings.

Subsequent measurement

The measurement of financial liabilities depends on their classification, as described below:

Financial liabilities at fair value through profit or loss include financial liabilities held for trading and financial liabilities designated upon initial recognition as at fair value through profit or loss. Financial liabilities are classified as held for trading if they are incurred for the purpose of repurchasing in the near term.



Gains or losses on liabilities held for trading are recognised in the Statement of Profit and Loss.

Loans and borrowings

After initial recognition, interest-bearing loans and borrowings are subsequently measured at amortised cost using the EIR method. Gains and losses are recognised in profit or loss when the liabilities are derecognised as well as through the EIR amortisation process.

Amortised cost is calculated by taking into account any discount or premium on acquisition and fees or costs that are an integral part of the EIR. The EIR amortisation is included as finance costs in the Statement of Profit and Loss.

This category generally applies to interest-bearing loans and borrowings.

Trade and other payables

These amounts represent liabilities for goods and services provided to the Group prior to the end of financial year which are unpaid. The amounts are unsecured and are usually paid as per agreed terms. Trade and other payables are presented as current liabilities unless payment is not due within 12 months after the reporting period. They are recognised initially at their fair value and subsequently measured at amortised cost using the effective interest method.

De-recognition

A financial liability is de-recognised when the obligation under the liability is discharged or cancelled or expires. When an existing financial liability is replaced by another from the same lender on substantially different terms, or the terms of an existing liability are substantially modified, such an exchange or modification is treated as the derecognition of the original liability and the recognition of a new liability. The difference in the respective carrying amounts is recognised in the Statement of Profit and Loss.

Offsetting of financial instruments

Financial assets and financial liabilities are offset and the net amount is reported in the balance sheet if there is a currently enforceable legal right to offset the recognised amounts and there is an intention to settle on a net basis, to realise the assets and settle the liabilities simultaneously.

2.6 Taxes

Tax expense for the year, comprising current tax and deferred tax, are included in the determination of the net profit or loss for the year.

(a) Current tax

Current tax assets and liabilities are measured at the amount expected to be recovered or paid to the taxation authorities. The tax rates and tax laws used to compute the amount are those that are enacted or substantively enacted, at the year end date.

The Group recognises interest levied and penalties related to income tax assessments in interest expense.

(b) Deferred tax

Deferred tax is provided using the Balance Sheet method on temporary differences between the tax bases of assets and liabilities and their carrying amounts for financial reporting purposes at the reporting date. Deferred tax liabilities are recognised for all taxable temporary differences.

Deferred tax assets are recognised for all deductible temporary differences, the carry forward of unused tax credits and any unused tax losses. Deferred tax assets are recognised to the extent that it is probable that future taxable profit will be available against which the deductible temporary differences, and the carry forward of unused tax credits and unused tax losses can be utilized.

The carrying amount of deferred tax assets is reviewed at each reporting date and reduced to the extent that it is no longer probable that sufficient future taxable profit will be available to allow all or part of the deferred tax asset to be utilized. Unrecognized deferred tax assets are re-assessed at each reporting date and are recognised to the extent that it has become probable that future taxable profits will allow the deferred tax asset to be recovered. Deferred tax assets and liabilities are measured at the tax rates that are expected to apply in the year when the asset is realized or the liability is settled, based on tax rates (and tax laws) that have been enacted or substantively enacted at the reporting date. Deferred tax relating to items recognised outside the statement of Profit and Loss is recognised outside the Statement of Profit and Loss (either in other comprehensive income or in equity). Deferred tax assets and deferred tax liabilities are offset if a legally enforceable right exists to set off current tax assets against current tax liabilities and the deferred taxes relate to the same taxable entity and the same taxation authority.

2.7 Inventories

Inventories consist of chemicals and consumables, stores and spares, are measured at the lower of cost and net realisable value. Cost includes purchase price, duties and taxes (other than those subsequently

recoverable by the Group from the concerned revenue authorities), freight inwards and other expenditure incurred in bringing such inventories to their present location and condition. Net realisable value is the estimated selling price in the ordinary course of business, less the estimated costs of completion and selling expenses. In determining the cost, First In First Out (FIFO) method is used. The carrying cost of inventories are appropriately written down when there is a decline in replacement cost of such materials.

Work in progress are valued at the lower of cost and net realisable value. Cost of work in progress is determined on the basis of cost and on the cost which comprises direct material consumed and human resource cost.

2.8 Provisions and contingent liabilities

Provisions are recognized when there is a present obligation as a result of a past event, it is probable that an outflow of resources embodying economic benefits will be required to settle the obligation and there is a reliable estimate of the amount of the obligation. Provisions are measured at the best estimate of the expenditure required to settle the present obligation at the year end.

If the effect of the time value of money is material, provisions are discounted using a current pre-tax rate that reflects, when appropriate, the risks specific to the liability. When discounting is used, the increase in the provision due to the passage of time is recognized as a finance cost.

Contingent liabilities are disclosed when there is a possible obligation arising from past events, the existence of which will be confirmed only by the occurrence or non occurrence of one or more uncertain future events not wholly within the control of the Group or a present obligation that arises from past events where it is either not probable that an outflow of resources will be required to settle or a reliable estimate of the amount cannot be made.

Contingent liabilities and assets are not recognised in consolidated financial statements. A disclosure of the contingent liability is made when there is a possible or a present obligation that may, but probably will not, require an outflow of resources.

2.9 Revenue Recognition

Rendering of services

The Group primarily earns revenue from Contract research and testing services.

Revenue is recognised upon transfer of control of promised services to customers in an amount that

reflects the consideration the Group expect to receive in exchange for those services.

Revenue from providing services is recognised in the accounting period in which such services are rendered.

At contract inception, the Group assesses its promise to transfer services to a customer to identify separate performance obligations. The Group applies judgment to determine whether each service promised to a customer is capable of being distinct, and are distinct in the context of the contract, if not, the promised services are combined and accounted as a single performance obligation. The Group allocates the arrangement consideration to separately identifiable performance obligation based on their relative stand-alone selling price or residual method.

In case of fixed-price contracts, the customer pays the fixed amount based on a payment schedule. If the services rendered by the group exceed the payment, a contract asset is recognised. If the payments exceed the services rendered, a contract liability is recognised.

Revenues in excess/short of invoicing are classified as assets/liabilities, as the case may be.

Export incentives

Export incentives are recognised when the right to receive the credit is established in respect of the exports made and where there is no significant uncertainty regarding the ultimate collection of the relevant export proceeds and utilization of export incentives within its validity period.

Interest

Interest income is recognised when it is probable that the economic benefits will flow to the Group and the amount of income can be measured reliably. Interest income is accrued on a time basis, by reference to the principle outstanding and at the effective interest rate applicable, which is the rate that exactly discounts estimated future cash receipts through the expected life of the financial asset to that asset's gross carrying amount on initial recognition. Interest income is included in other income in the Statement of Profit and Loss.

Service Concession Arrangements

The group constructs or upgrades infrastructure (construction or upgrade services) used to provide a public service and operates and maintains that infrastructure (operation services) for a specified period of time. These arrangements may include Infrastructure used in a public-to-private service concession arrangement for its entire useful life.



Under Appendix C to Ind AS 115 – Service Concession Arrangements, these arrangements are accounted for based on the nature of the consideration. The intangible asset model is used to the extent that the operator receives a right (i.e. a concessionaire) to charge users of the public service.

The financial model is used when the operator has an unconditional contractual right to receive cash or other financial assets from or at the direction of the grantor for the construction service. When the unconditional right to receive cash covers only part of the service, the two models are combined to account separately for each component. If the operator performs more than one service (i.e. construction, upgrade services and operation services) under a single contract or arrangement, consideration received or receivable is allocated by reference to the relative fair values of the service delivered, when the amount are not separately identifiable.

The intangible asset is amortised over the shorter of the estimated period of future economic benefits which the intangible assets are expected to generate or the concession period, from the date they are available for use.

An asset carried under concession arrangements is derecognised on disposal or when no future economic benefits are expected from its future use or disposal.

The group recognises a financial asset to the extent that it has an unconditional right to receive cash or another financial asset from or at the direction of the grantor. In case of annuity based carriageways, the group recognises financial asset.

2.10 Government grants

Grants from the government are recognized at their fair value where there is a reasonable assurance that the grant will be received and the Group will comply with all attached conditions.

Government grants relating to income are deferred and recognized in the Statement of Profit and Loss over the period necessary to match them with the costs that they are intended to compensate and presented within other income.

Government grants relating to the purchase of property, plant and equipment are included in non-current liabilities as deferred income and are credited to the Statement of Profit and Loss on a straight-line basis over the expected lives of the related assets and presented within other income.

2.11 Foreign Currency Transactions

(a) Functional and presentation currency

Items included in the consolidated financial statements are measured using the currency of the primary economic environment in which the entity operates ('the functional currency'). The financial statements are presented in Indian rupee (INR), which is the Group's functional and presentation currency.

(b) Transactions and balances

On initial recognition, all foreign currency transactions are recorded by applying to the foreign currency amount the exchange rate between the functional currency and the foreign currency at the date of the transaction. Gains/Losses arising out of fluctuation in foreign exchange rate between the transaction date and settlement date are recognised in the Statement of Profit and Loss.

All monetary assets and liabilities in foreign currencies are restated at the year end at the exchange rate prevailing at the year end and the exchange differences are recognised in the Statement of Profit and Loss.

Non-monetary items that are measured in terms of historical cost in a foreign currency are translated using the exchange rates at the dates of the initial transactions.

2.12 Retirement and other Employee Benefits

(a) Short-term obligations

Liabilities for wages and salaries, including non-monetary benefits that are expected to be settled wholly within 12 months after the end of the year in which the employees render the related service are recognized in respect of employees' services up to the end of the year and are measured at the amounts expected to be paid when the liabilities are settled. The liabilities are presented as current employee benefit obligations in the balance sheet.

(b) Other long-term employee benefit obligations

(i) Defined contribution plan

Provident Fund: Contribution towards provident fund is made to the regulatory authorities, where the Group has no further obligations. Such benefits are classified as Defined Contribution Schemes as the Group does not carry any further obligations, apart from the contributions made on a monthly basis which are charged to the Statement of Profit and Loss.

Employee's State Insurance Scheme: Contribution towards employees' state insurance scheme is made to the regulatory authorities, where the Group has no further obligations. Such benefits are classified as Defined Contribution Schemes as the Group does not carry any further obligations, apart from the contributions made on a monthly basis which are charged to the Statement of Profit and Loss.

(ii) Defined benefit plans

The Group has gratuity as defined benefit plan where the amount that an employee will receive on retirement is defined by reference to the employee's length of service and final salary. The Group has subscribed to gratuity scheme of Life Insurance Corporation of India ('LIC') to which the Group makes periodic Funding. Under the said policy, the eligible employees are entitled for gratuity upon their resignation, retirement, incapacitation, termination or in the event of death in lump sum after deduction of necessary taxes, as applicable. The liability in respect of defined benefit plans is calculated using the projected unit credit method consistent with the advice of qualified actuaries. The present value of the defined benefit obligation is determined by discounting the estimated future cash outflows using interest rates of high quality corporate bonds that are denominated in the currency in which the benefits will be paid, and that have terms of maturity approximating to the terms of the related defined benefit obligation.

The current service cost of the defined benefit plan, recognised in the statement of profit and loss under employee benefit expense, reflects the increase in the defined benefit obligation resulting from employee service in the current year, benefit changes, curtailments and settlements.

Past Service costs are recognised in statement of profit and loss in the period of plan amendment. The net interest cost is calculated by applying the discount rate to the net balance of the defined benefit obligation and fair value of plan assets. The cost is included in the employee benefit expenses in the statement of profit and loss. Actuarial gains and losses arising from experience adjustments and changes in actuarial assumptions are charged or credited to other comprehensive income in the period in which they arise.

Compensated Absences (Leave Encashment): The Group's current policy permits employees to accumulate and carry forward a portion of their unutilised compensated absences and utilise/encash them in future periods in accordance with the terms of such policies. The Group measures

the expected cost of accumulated absences as the additional amount that the Group incurs as a result of the unused entitlements that has accumulated at the balance sheet date and charge to Statement of Profit and loss. The Group's liability is actuarially determined (using the Projected Unit Credit method) at the end of each year. Such measurement is based on actuarial valuation at the balance sheet date carried out by a qualified actuary. Actuarial losses/gains are recognized in the statement of profit and loss in the year in which they arise.

(c) Share-based payment arrangements

The stock options granted to employees in terms of the Employee Stock Options Schemes, are measured at the fair value of the options at the grant date. The fair value of the options is treated as discount and accounted as employee compensation cost over the vesting period on a straight-line basis. The amount recognised as expense in each year is arrived at based on the number of grants expected to vest. If a grant lapses after the vesting period, the cumulative discount recognised as expense in respect of such grant is transferred to the general reserve within equity.

2.13 Leases (as a lessee)

The Group has applied Ind AS 116 using the modified retrospective approach and therefore the comparative information has not been restated and continues to be reported under Ind AS 17.

The Group recognises a right-of-use asset and a lease liability at the lease commencement date. The right-of-use asset is initially measured at cost, which comprises the initial amount of the lease liability adjusted for any lease payments made at or before the commencement date, plus any initial direct costs incurred and an estimate of costs to dismantle and remove the underlying asset or to restore the underlying asset or the site on which it is located, less any lease incentives received.

The right-of-use asset is subsequently depreciated using the straight-line method from the commencement date to the earlier of the end of the useful life of the right-of-use asset or the end of the lease term. The estimated useful lives of right-of-use assets are determined on the same basis as those of property, plant and equipment. In addition, the right-of-use asset is periodically reduced by impairment losses, if any, and adjusted for certain re-measurements of the lease liability.

The lease liability is initially measured at the present value of the lease payments that are not paid at the commencement date, discounted using the interest



rate implicit in the lease or, if that rate cannot be readily determined, Group’s incremental borrowing rate. Generally, the Group uses its incremental borrowing rate as the discount rate.

Lease payments included in the measurement of the lease liability comprise the following: –

- Fixed payments, including in-substance fixed payments;
- Variable lease payments that depend on an index or a rate, initially measured using the index or rate as at the commencement date;
- Amounts expected to be payable under a residual value guarantee; and
- The exercise price under a purchase option that the Group is reasonably certain to exercise, lease payments in an optional renewal period if the Group is reasonably certain to exercise an extension option, and penalties for early termination of a lease unless the Group is reasonably certain not to terminate early.

The lease liability is measured at amortised cost using the effective interest method. It is remeasured when there is a change in future lease payments arising from a change in an index or rate, if there is a change in the Group’s estimate of the amount expected to be payable under a residual value guarantee, or if Group changes its assessment of whether it will exercise a purchase, extension or termination option.

When the lease liability is remeasured in this way, a corresponding adjustment is made to the carrying amount of the right-of-use asset, or is recorded in the Statement of Profit and Loss if the carrying amount of the right-of-use asset has been reduced to zero.

The Group presents right-of-use assets that do not meet the definition of investment property in ‘property, plant and equipment’ and lease liabilities in ‘loans and borrowings’ in the statement of financial position.

Short-term leases and leases of low-value assets

The Group has elected not to recognise right-of-use assets and lease liabilities for short term leases of real estate properties that have a lease term of 12 months. The Group recognises the lease payments associated with these leases as an expense on a straight-line basis over the lease term.

2.14 Borrowing Costs

Borrowing costs consist of interest, ancillary costs and other costs in connection with the borrowing of funds and exchange differences arising from foreign

currency borrowings to the extent they are regarded as an adjustment to interest costs.

Borrowing costs attributable to acquisition and/or construction of qualifying assets are capitalised as a part of the cost of such asset, up to the date such assets are ready for their intended use. Other borrowing costs are charged to the Statement of Profit and Loss.

2.15 Earnings Per Share

Basic earnings per share is calculated by dividing the net profit or loss for the year attributable to equity shareholders by the weighted average number of equity shares outstanding during the year. Earnings considered in ascertaining the Group’s earnings per share is the net profit or loss for the year after deducting preference dividends and any attributable tax thereto for the year. The weighted average number of equity shares outstanding during the year and for all the years presented is adjusted for events, such as bonus shares, other than the conversion of potential equity shares, that have changed the number of equity shares outstanding, without a corresponding change in resources.

For the purpose of calculating diluted earnings per share, the net profit or loss for the year attributable to equity shareholders and the weighted average number of shares outstanding during the year is adjusted for the effects of all dilutive potential equity shares.

2.16 Dividend Distributions

The Company recognizes a liability to make the payment of dividend to owners of equity, when the distribution is authorised and the distribution is no longer at the discretion of the Company. As per the corporate laws in India, a distribution is authorised when it is approved by the shareholders. A corresponding amount is recognised directly in equity.

2.17 Cash Flows

Cash flows are reported using the indirect method, whereby profit before tax is adjusted for the effects of transactions of a non-cash nature, any deferrals or accruals of past or future operating cash receipts or payment and items of income or expenses associated with investing or financing cash flows. The cash flows from operating, investing and financing activities of the Group are segregated.

2.18 Segment Reporting

The management has assessed and identified the reportable segments in accordance with the

requirements of Ind AS 108 'Operating Segments' and the Group has only one reportable segment namely "Contract Research and Testing Services".

2.19 Cash and cash equivalents

Cash and cash equivalents in the balance sheet comprise cash at banks, cash on hand and short-term deposits with an original maturity of three months or less, which are subject to an insignificant risk of changes in value.

2.20 Goodwill

Goodwill is initially measured at cost, being the excess of the aggregate of the consideration transferred over the fair value of net identifiable assets acquired and liabilities assumed. If the fair value of the net assets acquired is in excess of the aggregate consideration transferred, the group re-assesses whether it has correctly identified all of the assets acquired and all of the liabilities assumed and reviews the procedures used to measure the amounts to be recognised at the acquisition date. If the reassessment still results in an excess of the fair value of net assets acquired over the aggregate consideration transferred, then the gain is recognised in other comprehensive income and accumulated in equity as capital reserve. However, if there is no clear evidence of bargain purchase, the entity recognizes the gain directly in equity as capital reserve, without routing the same through other comprehensive income.

After initial recognition, goodwill is measured at cost less any accumulated impairment losses. For the purpose of impairment testing, goodwill acquired in a business combination is, from the acquisition date, allocated to each of the group's cash-generating units that are expected to benefit from the combination, irrespective of whether other assets or liabilities of the acquiree are assigned to those units.

2.21 Prior Period Items

Material prior period errors are corrected retrospectively by restating the comparative amounts for prior period presented in which the error occurred or if the error occurred before the earliest period presented, by restating the opening statement of financial position.

3 Significant accounting judgments, estimates and assumptions

The preparation of consolidated financial statements requires management to make judgments, estimates and assumptions that affect the reported amounts of revenues, expenses, assets and liabilities, and the accompanying disclosures, and the disclosure of contingent liabilities.

Uncertainty about these assumptions and estimates could result in outcomes that require a material adjustment to the carrying amount of assets or liabilities affected in future years.

3.1 Estimates and assumptions

The key assumptions concerning the future and other key sources of estimation uncertainty at the year end date, that have a significant risk of causing a material adjustment to the carrying amounts of assets and liabilities within the next financial year, are described below. The Group based assumptions and estimates on parameters available when the consolidated financial statements were prepared. Existing circumstances and assumptions about future developments, however, may change due to market changes or circumstances arising that are beyond the control of the Group. Such changes are reflected in the assumptions when they occur.

(a) Leases

The Group determines the lease term as the non-cancellable term of the lease, together with any periods covered by an option to extend the lease if it is reasonably certain to be exercised, or any periods covered by an option to terminate the lease, if it is reasonably certain not to be exercised. The Group applies judgement in evaluating whether it is reasonably certain whether or not to exercise the option to renew or terminate the lease. That is, it considers all relevant factors that create an economic incentive for it to exercise either the renewal or termination. After the commencement date, the Group reassesses the lease term if there is a significant event or change in circumstances that is within its control and affects its ability to exercise or not to exercise the option to renew or to terminate (e.g., construction of significant leasehold improvements or significant customisation to the leased asset).

(b) Deferred Taxes

The assessment of the probability of future taxable profit in which deferred tax assets can be utilised is based on the Group's latest approved forecast, which is adjusted for significant non-taxable profit and expenses and specific limits to the use of any unused tax loss or credit. The tax rules in the jurisdiction in which the Group operates are also carefully taken into consideration. If a positive forecast of taxable profit indicates the probable use of a deferred tax asset, especially when it can be utilised without a time limit, that deferred tax asset is usually recognised in full.



(c) Defined benefit plans (gratuity benefits and leave encashment)

The cost of the defined benefit plans such as gratuity and leave encashment are determined using actuarial valuations. An actuarial valuation involves making various assumptions that may differ from actual developments in the future due to changing market and economic conditions, regulatory events, judicial rulings, higher or lower withdrawal rates, or longer or shorter participant life spans.

The assumptions include determination of the discount rate, salary growth rate, mortality rate, retirement age and attrition rate. Due to the complexities involved in the valuation and its long-term nature, a defined benefit obligation is highly sensitive to changes in these assumptions. All assumptions are reviewed at each year end.

(d) Fair value of financial instruments

Management uses valuation techniques in measuring the fair value of financial instruments where active market quotes are not available. In applying the valuation techniques, management makes maximum use of market inputs and uses estimates and assumptions that are, as far as possible, consistent with observable data that market participants would use in pricing the instrument. Where applicable data is not observable, management uses its best estimate about the assumptions that market participants would make. These estimates may vary from the actual prices that would be achieved in an arm's length transaction at the reporting date.

(e) Impairment of financial assets

The impairment provisions of financial assets are based on assumptions about risk of default and expected loss rates. The Group uses judgment in making these assumptions and selecting the inputs to the impairment calculation, based on Group's past history, existing market conditions as well as forward looking estimates at the end of each reporting period.

(f) Impairment of non-financial assets

An impairment loss is recognised for the amount by which an asset's or cash-generating unit's carrying amount exceeds its recoverable amount to determine the recoverable amount, management estimates expected future cash flows from each asset or cash generating unit and determines a suitable interest rate in order to calculate the present value of those cash flows. In the process of measuring expected future cash flows, management makes assumptions about future operating results. These assumptions relate to future events and circumstances. The actual results may vary, and may cause significant adjustments to

the Group's assets.

In most cases, determining the applicable discount rate involves estimating the appropriate adjustment to market risk and the appropriate adjustment to asset-specific risk factors.

(g) Research and Developments Costs

Management monitors progress of internal research and development projects by using a project management system. Significant judgment is required in distinguishing research from the development phase. Development costs are recognised as an asset when all the criteria are met, whereas research costs are expensed as incurred. Management also monitors whether the recognition requirements for development costs continue to be met. This is necessary due to inherent uncertainty in the economic success of any product development.

(h) Property, Plant and Equipment

Depreciation methods, useful lives and residual values are reviewed at each financial year end and adjusted prospectively, as appropriate.

(i) Current income taxes

Significant judgments are involved in determining the provision for income taxes including judgment on whether tax positions are probable of being sustained in tax assessments. A tax assessment can involve complex issues, which can only be resolved over extended time periods. The recognition of taxes that are subject to certain legal or economic limits or uncertainties is assessed individually by management based on the specific facts and circumstances.

(j) Provision for expected credit losses (ECL) of trade receivables and contract assets

The Group uses a provision matrix to calculate ECLs for trade receivables and contract assets. The provision rates are based on days past due across all segments. The provision matrix is initially based on the Group's historical observed default rates. The Group will calibrate the matrix to adjust the historical credit loss experience with forward-looking information. At every reporting date, the historical observed default rates are updated and changes in the forward-looking estimates are analysed. The assessment of the correlation between historical observed default rates, forecast economic conditions and ECLs is a significant estimate. The amount of ECLs is sensitive to changes in circumstances and of forecast economic conditions. The Group's historical credit loss experience and forecast of economic conditions may also not be representative of customer's actual default in the future.

(k) Significant judgements

In the process of applying the Group's accounting policies, the management has made the following judgements, which have the most significant effect on the amounts recognized in the consolidated financial statements

Determination of applicability of Appendix C of Service Concession Arrangement ('SCA'), under Ind AS - 115 'Revenue from contracts with customers'

Holding Company, has entered into concession agreement with Food Safety and Standards Authority of India ('FSSAI') to setup, operate and transfer (SOT) a National food Testing Laboratory (NFL) in JNPT, Mumbai. The management of the Group conducted detailed analysis to determine applicability of SCA. The concession agreements of these entities,

have significant non-regulated revenues, this arrangement has been considered as a "Service Concessionaire Arrangement" (SCA) and accordingly, revenue and costs are allocatable between those relating to lab setup services and those relating to operation and maintenance services. Further, the Company has acquired the right to charge the customer for the services to be rendered which has been assessed as an intangible asset.

4 Standards (including amendments) issued but not yet effective

Ministry of Corporate Affairs ("MCA") notifies new standards or amendments to the existing standards under Companies (Indian Accounting Standards) Rules as issued from time to time. For the year ended March 31, 2024, MCA has not notified any new standards or amendments to the existing standards applicable to the group.



Notes forming part of the Consolidated Financial Statements

(Amount in INR millions, unless otherwise stated)

5A Property Plant and Equipment

Particulars	Gross Carrying Value			Accumulated Depreciation			Net Carrying Value	
	As at 1 April 2023	Additions/ Adjustments	Deductions/ Adjustments	As at 31 March 2024	Charge for the year	Deductions/ Adjustments	As at 31 March 2024	As at 31 March 2023
Land	21.88	-	-	21.88	-	-	21.88	21.88
Buildings	657.47	2.87	-	660.34	16.65	-	551.52	565.30
Furniture & Fixtures	138.47	10.32	9.28	139.51	11.37	5.71	52.19	56.81
Plant & Equipment	1,725.68	276.26	23.67	1,978.27	229.58	11.95	836.89	801.93
Electrical Installation	32.30	-	-	32.30	0.29	-	1.06	1.35
Office Equipment	27.45	6.08	1.25	32.28	3.14	1.25	10.72	7.78
Computers	231.19	22.51	-	253.70	44.27	-	79.15	100.91
Vehicles	32.79	-	-	32.79	3.21	-	11.03	14.24
Total-5A	2,867.23	318.04	34.20	3,151.07	308.51	18.91	1,564.44	1,570.20

(Amount in INR millions, unless otherwise stated)

5B Intangible Assets

Particulars	Gross Carrying Value			Accumulated Amortisation			Net Carrying Value	
	As at 1 April 2023	Additions/ Adjustments	Deductions/ Adjustments	As at 31 March 2024	Charge for the year	Deductions/ Adjustments	As at 31 March 2024	As at 31 March 2023
Operating rights	158.29	2.36	-	160.65	33.44	-	90.88	121.96
Total-5B	158.29	2.36	-	160.65	33.44	-	90.88	121.96

Note:

- (i) Title deeds of all the immovable properties are held in the name of the company.
- (ii) The company has not held / dealt in investment property during the year.
- (iii) The company has not revalued its Property, Plant and Equipment (including the Right of use assets) and intangible assets during the year under review
- (iv) Refer Note No. 16 for disclosures relating to property, plant and equipment pledged as security by the Company.
- (v) Refer Note No. 33B for disclosures relating to contractual commitments for acquisition of property, plant and equipment.
- (vi) The company has no intangible assets under development, whose completion is overdue or has exceeded its cost compared to its original plan.

(Amount in INR millions, unless otherwise stated)

5A Property Plant and Equipment

Particulars	Gross Carrying Value			Accumulated Depreciation			Net Carrying Value	
	As at 1 April 2022	Additions/ Adjustments	Deductions/ Adjustments	As at 31 March 2023	Charge for the year	Deductions/ Adjustments	As at 31 March 2023	As at 31 March 2022
Land	21.88	-	-	21.88	-	-	21.88	21.88
Buildings	648.16	9.31	-	657.47	16.52	-	565.30	572.51
Furniture & Fixtures	124.05	14.42	-	138.47	11.55	-	56.81	53.94
Plant & Equipment	1,491.64	260.98	26.94	1,725.68	210.00	23.21	801.93	754.68
Electrical Installation	32.30	-	-	32.30	0.29	-	1.35	1.64
Office Equipment	24.15	3.30	-	27.45	2.28	-	7.78	6.76
Computers	173.84	57.35	-	231.19	31.68	-	100.91	75.24
Vehicles	27.92	6.62	1.75	32.79	3.32	1.58	14.24	11.11
Total-5A	2,543.94	351.98	28.69	2,867.23	275.64	24.79	1,297.03	1,497.76

(Amount in INR millions, unless otherwise stated)

5B Intangible Assets

Particulars	Gross Carrying Value			Accumulated Amortisation			Net Carrying Value	
	As at 1 April 2022	Additions/ Adjustments	Deductions/ Adjustments	As at 31 March 2023	Charge for the year	Deductions/ Adjustments	As at 31 March 2023	As at 31 March 2022
Operating rights	138.43	19.86	-	158.29	31.49	-	121.96	133.59
Total-5B	138.43	19.86	-	158.29	31.49	-	121.96	133.59

Note:

- (i) Title deeds of all the immovable properties are held in the name of the company.
- (ii) The company has not held / dealt in investment property during the year.
- (iii) The company has not revalued its Property, Plant and Equipment (including the Right of use assets) and intangible assets during the year under review
- (iv) Refer Note No. 16 for disclosures relating to property, plant and equipment pledged as security by the Company.
- (v) Refer Note No. 33B for disclosures relating to contractual commitments for acquisition of property, plant and equipment.
- (vi) The company has no intangible assets under development, whose completion is overdue or has exceeded its cost compared to its original plan.



Notes forming part of the Consolidated Financial Statements

(Amount in INR millions, unless otherwise stated)

6 Capital work-in-progress

Particulars	As at 31 March 2024	As at 31 March 2023
Property, Plant & Equipment (under erection/ installation)		
Opening balance	123.06	3.07
Add: Additions during the year	677.70	342.67
Less: Capitalised during the year	215.05	222.68
TOTAL	585.71	123.06

Note: The amount of Borrowing costs capitalised to CWIP during the year ended March 31, 2024 was ₹ Nil (March 31, 2023 ₹ Nil)

31 March 2024

Particulars	Amount in CWIP for a period of				
	< 1 Year	1-2 Years	2-3 Years	> 3 Years	Total
Projects in progress	489.07	96.64	-	-	585.71
Projects temporarily suspended	-	-	-	-	-
TOTAL	489.07	96.64	-	-	585.71

31 March 2023

Particulars	Amount in CWIP for a period of				
	< 1 Year	1-2 Years	2-3 Years	> 3 Years	Total
Projects in progress	123.06	-	-	-	123.06
Projects temporarily suspended	-	-	-	-	-
TOTAL	123.06	-	-	-	123.06

Project delayed for CWIP whose completion is overdue or has exceeded its estimated cost compared to the original plan. The CWIP completion schedule is as follows:

31 March 2024

CWIP	To be completed in				
	< 1 Year	1-2 Years	2-3 Years	> 3 Years	Total
Project - Capacity Expansion	538.19	-	-	-	538.19
TOTAL	538.19	-	-	-	538.19

31 March 2023

CWIP	To be completed in				
	< 1 Year	1-2 Years	2-3 Years	> 3 Years	Total
Project - Others	-	-	-	-	-
TOTAL	-	-	-	-	-

7. Financial Assets

Particulars	As at 31 March 2024	As at 31 March 2023
Loans: Current - considered good, unsecured		
Loans - Employees	0.83	0.83
TOTAL	0.83	0.83

Note: The Group has not granted any loans or advances in the nature of loans to promoters, directors, KMPs and the related parties (as defined under Companies Act, 2013), either severally or jointly with any other person that are repayable on demand; or without specifying any terms or period of repayment.

(Amount in INR millions, unless otherwise stated)

8 Deferred tax Assets/(liabilities) (Net)

Particulars	As at 31 March 2024	As at 31 March 2023
A. Holding Company:		
(a) Deferred tax liability on account of		
- property, plant and equipment	-	16.02
(b) Deferred tax asset on account of		
- Property, plant and equipment	1.96	-
- Gratuity	25.44	18.74
- Compensated absences	12.53	8.17
- Other employee benefits	12.11	11.68
- Impairment loss on trade receivables	22.92	20.55
- Others	3.02	-
	77.98	59.14
Total Deferred Tax Assets/(Liabilities) (Net)	77.98	43.12
B. Subsidiary Company:		
(a) Deferred tax liability on account of		
- property, plant and equipment	0.92	0.81
(b) Deferred tax asset on account of		
- Gratuity	0.12	0.10
- Compensated absences	0.02	0.02
	0.14	0.12
Total Deferred Tax Assets/(Liabilities) (Net)	(0.78)	(0.69)

Movement in the Deferred Tax Assets/(Liabilities):

Particulars	Employee benefit expenses	Property, plant and equipment	Impairment loss on trade receivables	Others	Total
A Holding Company:					
Opening balance as of April 1, 2022	30.29	(26.37)	16.76	-	20.68
<u>Charged/(credited)</u>					
- to profit	8.23	10.34	3.80	-	22.37
- to OCI	0.07	-	-	-	0.07
Closing balance as at March 31, 2023	38.59	(16.03)	20.56	-	43.12
Opening balance as of April 1, 2023	38.59	(16.03)	20.56	-	43.12
<u>Charged/(credited)</u>					
- to profit	10.71	17.99	2.36	3.02	34.08
- to OCI	0.78	-	-	-	0.78
Closing balance as at March 31, 2024	50.08	1.96	22.92	3.02	77.98
B Subsidiary Company:					
Opening balance as of April 1, 2022	0.09	(0.83)	-	-	(0.74)
<u>Charged/(credited)</u>					
- to profit	0.02	0.02	-	-	0.04
- to OCI	0.01	-	-	-	0.01
Closing balance as at March 31, 2023	0.12	(0.81)	-	-	(0.69)
Opening balance as of April 1, 2023	0.12	(0.81)	-	-	(0.69)
<u>Charged/(credited)</u>					
- to profit	0.02	(0.11)	-	-	(0.09)
- to OCI	-	-	-	-	-
Closing balance as at March 31, 2024	0.14	(0.92)	-	-	(0.78)



Notes forming part of the Consolidated Financial Statements

(Amount in INR millions, unless otherwise stated)

9 Other Assets

Particulars	As at 31 March 2024	As at 31 March 2023
(A) Other Non-Current assets (Unsecured, considered good)		
Capital advances	17.38	23.46
Income tax assets (Net)	4.37	18.36
TOTAL	21.75	41.82
(B) Other Current Assets (Unsecured, Considered good)		
Prepaid expenses	30.43	34.51
Advances for services and supplies	28.85	35.66
Balance with government authorities*	15.24	24.75
Export incentives	100.79	100.79
Advance for Expenses	6.97	5.74
TOTAL	182.28	201.45

* Balance with government authorities includes PF paid under Protest aggregating to ₹ 1.74 Million as at March 31, 2024 and March 31, 2023

Note: Due by Directors or other officers of the company or any of them either severally or jointly with any other persons or due by firms / private companies in which any Director is a Partner or a Director or a Member.

Nil

Nil

10 Inventories

Particulars	As at 31 March 2024	As at 31 March 2023
Valued at the lower of cost and net realisable value		
Chemicals and consumables	225.02	205.94
Stores and spares	21.89	19.24
Work-in-progress	-	1.04
TOTAL	246.91	226.22

Note:

(i) Refer Note No. 16 for disclosures relating to inventories offered as security for the borrowings.

11 Trade Receivables

Particulars	As at 31 March 2024	As at 31 March 2023
Unsecured		
Trade Receivables - considered good	869.95	799.86
Trade Receivables - credit impaired	91.08	81.67
Gross Trade receivables	961.03	881.53
Less : Impairment allowance for trade receivables - credit impaired	91.08	81.67
TOTAL	869.95	799.86

Note:

(i) Due by directors or other officers of the company or any of them either severally or jointly with any other person, or debts due by firms or private companies respectively in which any director is a partner or a director or a member ₹ 2.40 Mn (Previous year ₹ 1.16 Mn).

(ii) Refer Note 32 for information about credit risk and market risk of trade receivables.

(iii) Refer Note No. 16 for disclosures relating to receivables pledged as security by the Company.

(Amount in INR millions, unless otherwise stated)

Ageing of Trade receivables

31 March 2024

Particulars	Outstanding for following periods from due date of payment						Total
	Not Due	< 6 Months	6 Months -1 Year	1-2 Years	2-3 Years	> 3 Years	
(i) Undisputed Trade Receivables – considered good	304.32	443.71	61.09	19.90	12.20	28.73	869.95
(ii) Undisputed Trade Receivables – which have significant increase in credit risk	-	-	-	-	-	-	-
(iii) Undisputed Trade Receivables – credit impaired	-	9.13	14.82	27.83	10.45	28.85	91.08
(iv) Disputed Trade Receivables– considered good	-	-	-	-	-	-	-
(v) Disputed Trade Receivables – which have significant increase in credit risk	-	-	-	-	-	-	-
(vi) Disputed Trade receivables – Credit impaired	-	-	-	-	-	-	-
(vii) Unbilled Trade receivables	-	-	-	-	-	-	-
Gross Trade receivables	304.32	452.84	75.91	47.73	22.65	57.58	961.03
Less : Impairment allowance for trade receivables - credit impaired	-	9.13	14.82	27.83	10.45	28.85	91.08
TOTAL	304.32	443.71	61.09	19.90	12.20	28.73	869.95

31 March 2023

Particulars	Outstanding for following periods from due date of payment						Total
	Not Due	< 6 Months	6 Months -1 Year	1-2 Years	2-3 Years	> 3 Years	
(i) Undisputed Trade Receivables – considered good	281.54	427.61	43.72	22.89	12.95	11.15	799.86
(ii) Undisputed Trade Receivables – which have significant increase in credit risk	-	-	-	-	-	-	-
(iii) Undisputed Trade Receivables – credit impaired	0.01	9.44	10.74	14.09	20.84	26.55	81.67
(iv) Disputed Trade Receivables– considered good	-	-	-	-	-	-	-
(v) Disputed Trade Receivables – which have significant increase in credit risk	-	-	-	-	-	-	-
(vi) Disputed Trade receivables – Credit impaired	-	-	-	-	-	-	-
(vii) Unbilled Trade receivables	-	-	-	-	-	-	-
Gross Trade receivables	281.55	437.05	54.46	36.98	33.79	37.70	881.53
Less : Impairment allowance for trade receivables - credit impaired	0.01	9.44	10.74	14.09	20.84	26.55	81.67
TOTAL	281.54	427.61	43.72	22.89	12.95	11.15	799.86

Movement in the Impairment allowance

Particulars	As at 31 March 2024	As at 31 March 2023
Balance at the beginning of the year	81.67	66.57
Impairment losses recognised/(reversed) on receivables (net)	9.41	15.09
Amounts written off during the year	-	-
Balance at the end of the year	91.08	81.66



Notes forming part of the Consolidated Financial Statements

(Amount in INR millions, unless otherwise stated)

12 Cash and Bank Balances

Particulars	As at 31 March 2024	As at 31 March 2023
(A) Cash and Cash equivalents:		
(i) Balance with Banks in India		
- Current Accounts	29.82	76.73
- Deposit Accounts	97.24	208.72
- EEFC Accounts	4.86	18.79
(ii) Cash on hand	2.49	0.76
TOTAL	134.41	305.00
(B) Bank balances other than (A) (i) above		
Deposit Accounts having maturity of over 3 months but upto 12 months	117.17	86.46
Deposits held as security for bank guarantees and others	4.43	4.27
Unclaimed Dividend accounts	1.88	2.04
TOTAL	123.48	92.77

Note :

- (i) There are no repatriation restrictions in respect of cash and cash equivalents in the reporting period and previous period.
- (ii) Unclaimed Dividends are transferred to Investor Education and Protection Fund after seven years from due date in accordance with applicable provisions of the Companies Act, 2013.
- (iii) Term deposit with original maturity of more than twelve months but remaining maturity of less than twelve months from the balance sheet date have been disclosed under other bank balances.

13 Other Financial Assets

Particulars	As at 31 March 2024	As at 31 March 2023
A. Non Current - Unsecured, considered good		
Security deposits (Service providers and suppliers)	27.97	30.71
TOTAL	27.97	30.71
B. Current - Unsecured, considered good		
Security deposits (Service providers and suppliers)	16.31	7.03
Interest accrued on deposits and Others	1.80	3.42
TOTAL	18.11	10.45

14 Equity Share Capital

Particulars	As at 31 March 2024		As at 31 March 2023	
	No. of Shares	Amount	No. of Shares	Amount
Authorized				
Equity Shares of ₹ 2/- each	35,000,000	70.00	35,000,000	70.00
Issued, subscribed and fully paid-up				
Equity Shares of ₹ 2/- each	22,170,583	44.34	22,128,989	44.26

(a) Reconciliation of equity shares outstanding at the beginning and at the end of the year

Particulars	As at 31 March 2024		As at 31 March 2023	
	No. of Shares	Amount	No. of Shares	Amount
Outstanding at the beginning of the year	22,128,989	44.26	22,107,810	44.22
Add: Issued during the year	41,594	0.08	21,179	0.04
Outstanding at the end of the year	22,170,583	44.34	22,128,989	44.26

(Amount in INR millions, unless otherwise stated)

(b) Rights, preferences and restrictions attached to shares

The Company has only one class of shares i.e. equity shares having par value of ₹ 2/- per share. Each shareholder is entitled to one vote per share held and ranks pari passu. The dividend proposed by the Board of Directors is subject to the approval of the shareholders in the ensuing Annual General Meeting except in the case of Interim Dividend.

In the event of liquidation of the company, the holders of equity shares are entitled to receive remaining assets of the company, after distribution of all preferential amounts. The distribution will be in proportion to the number of equity shares held by the shareholders.

The board of directors of the company have recommended a dividend of ₹ 2/- per equity share of ₹ 2/- each for the financial year 2023-24 (FY 2022-23: ₹ 2/- per equity share of ₹ 2/- each), subject to approval of the shareholders at the ensuing Annual General Meeting, and if approved, would result in a cash outflow of approximately ₹ 44.34 Mn.

(c) Details of shares held by shareholders holding more than 5% of the aggregate shares in the Company

Particulars	As at 31 March 2024		As at 31 March 2023	
	No. of Shares	% of Holding	No. of Shares	% of Holding
Eurofins Analytical Services India Pvt. Ltd.	4,403,668	19.86	4,403,668	19.90
Sivalinga Prasad Vasireddi	2,598,525	11.72	3,598,525	16.26
LCGC Chromatography Solutions Pvt. Ltd.	2,083,175	9.40	2,083,175	9.41
Vungal Harriman	1,777,893	8.02	1,777,893	8.03
Vasireddi Veerabhadra Prasad	1,463,515	6.60	1,463,515	6.61

Note: The above shareholding is as per the records of the Company, including its register of shareholders/members and other declarations received from shareholders regarding beneficial interest. The above shareholding represents both legal and beneficial ownership of shares.

(d) Shares held by promoters and promoter group at the end of the year

S. No	Promoter Name	As at 31 March 2024		As at 31 March 2023		% of Change during the year
		No of Shares	% of Total Shares	No of Shares	% of Total Shares	
1	Sivalinga Prasad Vasireddi	2,598,525	11.72	3,598,525	16.26	-27.79
2	Vungal Harriman	1,777,893	8.02	1,777,893	8.03	Nil
3	Vasireddi Veerbhadra Prasad	1,463,515	6.60	1,463,515	6.61	Nil
4	Praveena Vasireddi	1,102,535	4.97	122,535	0.55	799.77
5	APIDC	590,000	2.66	590,000	2.67	Nil
6	Harita Vasireddi	167,964	0.76	167,964	0.76	Nil
7	Sireesh Chandra Vungal	113,055	0.51	113,055	0.51	Nil
8	Swarnalatha Vasireddi	101,535	0.46	101,535	0.46	Nil
9	Sudheshna Vungal	100,879	0.46	100,879	0.46	Nil
10	Sujani Vasireddi	87,542	0.39	122,542	0.55	-28.56
11	Rajeswari Vungal	80,725	0.36	80,725	0.36	Nil
12	Rajya Lakshmi Vasireddi	2,300	0.01	2,300	0.01	Nil

(e) Shares reserved for issue under options outstanding as at the end of the year on un-issued share capital:

Particulars	As at 31 March 2024		As at 31 March 2023	
	No. of Shares to be issued fully paid up	Amount	No. of Shares to be issued fully paid up	Amount
Employee stock option granted and outstanding	330,383	67.07	435,880	63.58



Notes forming part of the Consolidated Financial Statements

(Amount in INR millions, unless otherwise stated)

The details of grant under the aforesaid scheme are summarised below:

Option Plan	Number	Grant Date	Exercise Price in ₹	Fair Value on the date of grant in ₹
	507,769	19-Sep-21	2.00	289.69
Vimta Labs Employee Stock Option Plan -2021	17,961	11-May-22	2.00	289.63
	35,702	26-Oct-22	2.00	289.63
	11,872	30-Oct-23	2.00	503.71

Particulars	FY 2023-24	FY 2022-23
Options granted and outstanding at the beginning of the year	435,880	454,879
Options lapsed	75,775	51,483
Options Granted	11,872	53,663
Options exercised	41,594	21,179
Options granted and outstanding at the end of the year, of which	330,383	435,880
Options vested	59,883	62,403
Options yet to vest	270,500	373,477
Weighted average remaining contractual life of options (in years)	2.74 years	3.5 years

The number and weighted average exercise price of stock options are as follows:

Particulars	Year Ended 31 March 2024		Year Ended 31 March 2023	
	No of Stock options	Weighted Average Exercise price	No of Stock options	Weighted Average Exercise price
(A) Options granted and outstanding at the beginning of the year	435,880	₹ 2/-per option	454,879	₹ 2/-per option
(B) Options granted	11,872	₹ 2/-per option	53,663	₹ 2/-per option
(C) Options allotted	41,594	₹ 2/-per option	21,179	₹ 2/-per option
(D) Options lapsed	75,775	₹ 2/-per option	51,483	₹ 2/-per option
(E) Options granted and outstanding at the end of the year	330,383	₹ 2/-per option	435,880	₹ 2/-per option
(F) Options exercisable at the end of the year out of (E)	75,112	₹ 2/-per option	41,224	₹ 2/-per option

The fair value of the options granted under the stock option scheme is accounted as employee compensation over the vesting period.

The fair value of the options granted during the year has been calculated as per the Black-Scholes Option Pricing Model using the following significant assumptions and inputs:

Particulars	2023-24	2022-23
Weighted average risk-free interest rate	6.00%	6.00%
Weighted average expected life of options	2.74 years	3.5 years
Weighted average expected volatility	48.73%	53.63%
Weighted average expected dividends over the life of the option	80%	80%
Weighted average exercise price	₹ 2/-per option	₹ 2/-per option
Method used to determine expected volatility	Expected volatility is based on the historical volatility of the Company's share price applicable to the total expected life of each option.	Expected volatility is based on the historical volatility of the Company's share price applicable to the total expected life of each option.

(Amount in INR millions, unless otherwise stated)

Total Expense accounted on account of the above are given below

Particulars	For the year ended March 31, 2024	For the year ended March 31, 2023
ESOP cost accounted by the company (Refer Note 26)	15.53	40.74

(f) No shares have been issued as bonus shares or for consideration other than cash by the Company during the period of five years immediately preceding the current year end.

(g) No shares have been bought back by the Company during the period of five years immediately preceding the current year end.

15 Other equity

Particulars	As at 31 March 2024	As at 31 March 2023
Security Premium		
Balance at the beginning of the year	779.86	773.73
Add: Transfer on Account of Exercise of Options	12.04	6.13
Balance at the end of the year	791.90	779.86
General Reserve		
Balance at the beginning and end of the year	86.40	86.40
Retained Earnings		
Balance at the beginning of the year	1,862.51	1,425.01
Add: Profit for the year	410.09	481.72
Less: Dividend on Equity Shares	44.28	44.22
Balance at the end of the year	2,228.32	1,862.51
Share based payment reserve		
Balance at the beginning of the year	63.58	28.97
Add: Expense arising from equity-settled share-based payment transactions (Refer note 26)	15.53	40.74
Less: Transfer on Account of Exercise of Options	12.04	6.13
Balance at the end of the year	67.07	63.58
Other Comprehensive Income		
Balance at the beginning of the year	(18.75)	(18.49)
Add: Other comprehensive income/(loss) for the year	(2.33)	(0.26)
Balance at the closing of the year	(21.08)	(18.75)
TOTAL	3,152.62	2,773.60

Nature and purpose of reserves:

Security premium: This is the premium received on issue of equity shares and will be utilised as per the applicable provisions of the Act.

General reserves: This is the amount transferred from retained earnings and will be utilised as per the applicable provisions of the Act.

Retained earnings: This comprises of net accumulated profit of the Company after declaration of dividend.

Other comprehensive income: This comprises of actuarial gain/(loss) [net of taxes] at the end of the reporting period.

Share based payment reserve: This comprises of share options granted by the company to its employees under its share option plan. Refer Note 14 (e) for further details.



Notes forming part of the Consolidated Financial Statements

(Amount in INR millions, unless otherwise stated)

16 Borrowings

Particulars	As at 31 March 2024	As at 31 March 2023
(A) Non-current Borrowings		
Secured		
Loans from Banks		
- Rupee term loan	47.61	15.27
- Foreign currency term loan	90.78	129.30
Less: Current maturities	47.65	47.75
SUB-TOTAL (A)	90.74	96.82
Unsecured		
- Loans from NBFC	2.06	5.31
Less: Current maturities	2.06	3.22
SUB-TOTAL (B)	-	2.09
TOTAL (A+B)	90.74	98.91
(B) Current Borrowings		
Secured, repayable on demand		
- Working capital loans from banks	51.44	-
- Current maturities of all Long term Borrowings	49.71	50.97
TOTAL	101.15	50.97

Note:

(a) Terms and conditions of secured rupee term loans and nature of security

1. i) The working capital term loan from Axis Bank aggregating to ₹ 7.30 Million as at March 31, 2024 (Previous Year ₹ 15.27 Million) (Sanctioned limit of ₹ 23.90 Million in FY 2020-21) under emergency Credit Line Guarantee Scheme is secured by extension of charge (second charge) on existing primary and collateral security and guaranteed by NCGTC.
- ii) The above mentioned working capital term loan carries interest at the rate of 9.25% fixed { Prev Year 9.25%} and is repayable in 36 equal monthly installments commencing from March, 2022.
2. i) The Rupee term loan from Axis Bank aggregating to ₹ 40.31 Million as at March 31, 2024 (Sanctioned limit of ₹ 262.50 Million in FY 2023-24) is secured by way of first charge on assets created out of Term Loan. This loan is also secured by Second Charge on Current Assets (both present and future) of the company.
- ii) The above mentioned rupee term loan carries interest at the rate of 8% (REPO Rate + 1.50%) and is repayable in 16 quarterly instalments with a 6 months moratorium period from the date of first disbursement.

(b) Terms and conditions of secured foreign currency term loans and nature of security

1. The foreign currency term loan availed from Axis Bank taken for General Capex aggregating to ₹ 38.81 Million (equivalent to USD 0.4654 Million) as at March 31, 2024 (Sanctioned limit of ₹ 75.00 Million in FY 2020-21 and subsequently converted into FCTL of USD 1.034 Million) (Previous Year ₹ 55.27 Million) is secured by way of first charge to bank on assets created out of Term Loan. This loan is also secured by Second Charge on Current Assets (both present and future) of the company at pari passu basis with HDFC Bank Ltd. The loan is covered by collateral security by way of equitable mortgage of property bearing Plot Nos.141/2 & 142, IDA, Phase – II, Cherlapally, Hyderabad – 500 083, Telangana.

The above mentioned foreign currency term loan carries interest at 12 Months SOFR + 275 bps plus 1% per annum (mark up fee upfront) and repayable in 20 equal quarterly installments commencing from March 2022.

(Amount in INR millions, unless otherwise stated)

- The foreign currency term loan availed from Axis Bank taken for E& E Project aggregating to ₹ 51.97 Million (equivalent to USD 0.6234 Million) as at March 31, 2024 (sanctioned limit of ₹ 150.00 Million in FY 2020-21 and subsequently converted into FCTL of USD 1.1775 Million) (Previous Year ₹ 74.03 Million) secured by way of first charge to bank on assets created out of Term Loan. This loan is also secured by Second Charge on Current Assets (both present and future) of the company at pari passu basis with HDFC Bank Ltd. The loan is covered by collateral security by way of equitable mortgage of property bearing Plot Nos.141/2 & 142, IDA, Phase – II, Cherlapally, Hyderabad – 500 083, Telangana.

The above mentioned foreign currency term loan carries interest at 12 Months SOFR +275 bps +1.00% per annum (markup fee upfront) and repayable in 20 quarterly installments commencing from March, 2022.

(c) Unsecured loans from NBFC:

- The rupee term loan from Cisco Systems Capital India Private Limited amounting to ₹ 0.32 Million as at March 31, 2024 (Sanctioned limit of ₹ 8.67 Million in FY 2019-20) carries at NIL interest and is repayable in 20 quarterly installments commencing from September, 2019. (Previous Year ₹ 1.53 Million)
- The rupee term loan from Cisco Systems Capital India Private Limited amounting to ₹ 1.01 Million as at March 31, 2024 (Sanctioned limit of ₹ 9.69 Million in FY 2019-20) carries at NIL interest and is repayable in 20 quarterly installments commencing from January, 2020. (Previous Year ₹ 2.35 Million)
- The rupee term loan from Cisco Systems Capital India Private Limited amounting to ₹ 0.73 Million as at March, 31, 2024 (sanctioned limit of ₹ 4.54 Million in FY 2020-21) carries an interest at the rate of 5.00% as at March 31, 2024 and is repayable in 20 quarterly installments commencing from September, 2019. (Previous Year ₹ 1.42 Million)

(d) Maturity profile of long-term borrowings:

31 March 2024

Particulars	Within 1 year	1 - 2 years	2 - 5 years	More than 5 Years	Total
Rupee term loan from bank	7.30	40.31	-	-	47.61
Foreign currency term loan from bank	40.35	40.34	10.09	-	90.78
Loan from Financial Institutions	2.06	-	-	-	2.06
TOTAL	49.71	80.65	10.09	-	140.45

31 March 2023

Particulars	Within 1 year	1 - 2 years	2 - 5 years	More than 5 Years	Total
Rupee term loan from bank	7.97	7.30	-	-	15.27
Foreign currency term loan from bank	39.78	39.79	49.73	-	129.30
Loan from Financial Institutions	3.22	2.09	-	-	5.31
TOTAL	50.97	49.18	49.73	-	149.88

(e) Details of working capital limits from banks :

- The working capital facility from Axis bank amounting ₹ Nil as at March 31, 2024 (sanctioned limit ₹ 150 Million) carries an interest of 3 months MCLR plus spread of 0.10% and is secured by way of first pari passu charge on entire current assets of the company (both present and future) along with HDFC Bank Ltd.
- The working capital facility from HDFC bank amounting ₹ 51.44 Million as at March 31, 2024 (sanctioned limit ₹ 150 Million) carries an interest of 3 Months T Bill plus spread of 2.12% and is secured by way of first pari passu charge on entire current assets of the company (both present and future) along with Axis bank Ltd.
- First pari passu charge to HDFC bank on Industrial land and building situated at Plot No 141/2 and 142, IDA, Phase -II, Cherlapally, Hyderabad- 500051 as collateral security.
- The working capital facility from HDFC bank amounting Nil as at March 31, 2024 (sanctioned limit ₹ 9 Million) carries an interest of 3 Months T Bill plus spread of 2.12% and is secured by way of primary charge on book debts and fixed deposits of the company and Corporate guarantee from Holding company as collateral security.



Notes forming part of the Consolidated Financial Statements

(Amount in INR millions, unless otherwise stated)

- (f) There were no defaults as on current balance sheet date and previous year in repayment of all the above borrowings and interest thereon
- (g) The company has used the borrowings from Banks and Financial Institutions for the specific purpose for which it was taken at the Balance sheet date.
- (h) Company's borrowings from Banks on the basis of security of current assets, the quarterly returns or statements filed by the company with Banks are in agreement with the books of account.
- (i) Company is not a declared wilful defaulter by any Bank or Financial Institution or other lender.
- (j) There are no charges or satisfaction which are yet to be registered with ROC beyond the statutory period in respect of the above borrowings.

17 Provisions

Particulars	As at 31 March 2024	As at 31 March 2023
(A) Non-current		
Provision for employee benefits		
- Gratuity, funded*	80.12	55.72
- Compensated absences	37.93	32.11
TOTAL	118.05	87.83
(B) Current		
Provision for employee benefits		
- Gratuity, funded*	21.46	29.15
- Compensated absences	12.56	10.40
TOTAL	34.02	39.55

*Refer note 38B for details of gratuity obligation

18 Other non-current liabilities

Particulars	As at 31 March 2024	As at 31 March 2023
Deferred grant income related to Property, Plant & Equipment*	53.27	45.19
TOTAL	53.27	45.19

Note:

- *i) Waiver of duty of ₹ 53.27 millions on import of plant and equipment under Export Promotion Capital Goods (EPCG) Scheme relating to duty waiver received in previous years. There are no contingencies attached to these grants except the fulfilment of export obligations. As these grants are relating to Plant and equipments, the same has been capitalised and amortised over the useful life of respective assets.

(Amount in INR millions, unless otherwise stated)

19 Trade payables

Particulars	As at 31 March 2024	As at 31 March 2023
Outstanding dues of micro enterprises and small enterprises	24.42	27.30
Outstanding dues of creditors other than micro enterprises and small enterprises	57.88	117.09
TOTAL	82.30	144.39

Note:

- (i) Detailed disclosure relating to supplier registered under MSMED Act are given below.
- (ii) Trade Payables due to related parties as at March 31, 2024 is ₹ 0.94 Mn (March 31, 2023: ₹ 0.14 Mn)

Disclosures under Micro, Small and Medium Enterprises Development Act, 2006 [MSMED Act]

Particulars	As at 31 March 2024	As at 31 March 2023
(a) Amount remaining unpaid to any supplier at the end of each accounting year:		
Principal	24.42	27.30
Interest	-	-
TOTAL	24.42	27.30
(b) The amount of interest paid by the buyer in terms of section 16 of the MSMED Act, along with the amount of the payment made to the supplier beyond the appointed day during each accounting year.	-	-
(c) The amount of interest due and payable for the period of delay in making payment (which have been paid but beyond the appointed day during the year) but without adding the interest specified under the MSMED Act.	-	-
(d) The amount of interest accrued and remaining unpaid at the end of each accounting year.	-	-
(e) The amount of further interest remaining due and payable even in the succeeding years, until such date when the interest dues above are actually paid to the small enterprise, for the purpose of disallowance of a deductible expenditure under section 23 of the MSMED Act.	-	-

Note: The Micro, Small and Medium enterprises have been identified by the Management on the basis of information available with the Company and have been relied upon by the auditors.

31 March 2024

Particulars	Outstanding for following periods from due date of payment				
	< 1 Year	1-2 Years	2-3 Years	> 3 Years	Total
(i) MSME	24.42	-	-	-	24.42
(ii) Others	55.95	0.43	0.28	1.22	57.88
(iii) Disputed dues –MSME	-	-	-	-	-
(iv) Disputed dues - Others	-	-	-	-	-
TOTAL	80.37	0.43	0.28	1.22	82.30

31 March 2023

Particulars	Outstanding for following periods from due date of payment				
	< 1 Year	1-2 Years	2-3 Years	> 3 Years	Total
(i) MSME	27.30	-	-	-	27.30
(ii) Others	115.23	0.20	0.40	1.26	117.09
(iii) Disputed dues –MSME	-	-	-	-	-
(iv) Disputed dues - Others	-	-	-	-	-
TOTAL	142.53	0.20	0.40	1.26	144.39



Notes forming part of the Consolidated Financial Statements

(Amount in INR millions, unless otherwise stated)

20 Other current financial liabilities

Particulars	As at 31 March 2024	As at 31 March 2023
Other Current Financial Liabilities (Unsecured)		
Unclaimed dividends*	1.88	2.04
Creditors for capital expenditure	90.37	79.08
Revenue expenses payable	149.07	155.80
TOTAL	241.32	236.92

Note:

* Unclaimed dividends do not include any amount outstanding and due to be credited to investor education and protection fund.

21 Other Current Liabilities

Particulars	As at 31 March 2024	As at 31 March 2023
Deferred grant income related to Property, Plant & Equipment (Refer note no 18(i))	8.45	8.47
Advances from customers	48.70	49.02
Statutory Dues	24.76	43.45
TOTAL	81.91	100.94

22 Revenue from Operations

Particulars	Year ended 31 March 2024	Year ended 31 March 2023
Sale of services - Testing and Analysis *	3,182.61	3,150.62
Other operating revenue - Export Incentives	-	31.28
TOTAL	3,182.61	3,181.90
Revenue disaggregation by geography is as follows:#		
Revenue from Foreign countries	866.22	796.27
Revenue from country of domicile-India	2,316.39	2,385.63
TOTAL	3,182.61	3,181.90

Geographical revenue is allocated based on the location of the customers.

* Includes revenues relating to lab setup services provided under SCA amounting ₹ 2.36 Mn considered for services rendered for year ended 31st March,2024 and ₹ 19.86 Mn for year ended 31st March,2023.

(Amount in INR millions, unless otherwise stated)

23 Other Income

Particulars	Year ended 31 March 2024	Year ended 31 March 2023
i) Interest income on:		
- Bank deposits	11.52	10.16
- Deposits with State Electricity Corporation	1.41	0.34
- Interest Income on fair value measurement	0.42	0.42
- Income tax refund	0.05	0.98
- Employees loans	0.05	0.06
ii) Others		
- Liabilities no longer required written back	8.94	0.02
- Government Grant	10.19	8.47
- Gain on foreign currency transactions and translations (net)	1.74	10.93
- Miscellaneous receipts	0.10	0.62
- Profit on Sale of Property, Plant and Equipment	5.65	2.44
TOTAL	40.07	34.44

24A Cost of materials consumed and testing expenditure

Particulars	Year ended 31 March 2024	Year ended 31 March 2023
(A) Cost of materials consumed		
Inventory at the beginning of the year	225.18	171.61
Add : Purchases	506.27	475.04
Less : Inventory at the end of the year	246.91	225.18
SUB - TOTAL (A)	484.54	421.47
(B) Testing expenditure		
Sample preparation, data generation, inspection & testing expenditure	136.19	143.89
Carriage Inwards	6.33	7.52
Power and fuel	125.67	138.40
Water Charges	6.72	6.27
SUB - TOTAL (B)	274.91	296.08
TOTAL (A) + (B)	759.45	717.55



Notes forming part of the Consolidated Financial Statements

(Amount in INR millions, unless otherwise stated)

24B Cost of Lab setup under Service Concession arrangement

Particulars	Year ended 31 March 2024	Year ended 31 March 2023
Cost of National Food Laboratory set up in JNPT Mumbai Under Service Concession arrangement (Refer note 41)	2.36	19.86
TOTAL	2.36	19.86

25 Changes in inventories of Work-in Progress

Particulars	Year ended 31 March 2024	Year ended 31 March 2023
Opening Work-in-Progress	1.04	2.15
Less : Closing Work-in-Progress	-	1.04
Decrease/(Increase) in Work-in-Progress	1.04	1.11

26 Employee benefits expense

Particulars	Year ended 31 March 2024	Year ended 31 March 2023
Salaries and wages	840.47	732.35
Directors remuneration	39.82	47.55
Contribution to provident and other funds	39.55	33.91
Expenses on Employee Stock Option scheme *	15.53	40.74
Gratuity	14.62	13.94
Compensated absences	18.46	20.79
Staff welfare expenses	24.38	21.48
TOTAL	992.83	910.76

* Pursuant to shareholders approval, the company has formulated 'Vimta Labs Employee Stock Option Plan 2021 (VLESOP-2021)' to grant, offer and issue options to the employees of the Company.

In respect of stock options granted pursuant to the Company's stock options plan, the fair value of the options is accounted as employee compensation expense over the vesting period. Consequently, the amount of employee benefits expense includes ₹15.53 million for year ended March 31, 2024 and ₹40.74 million for year ended March 31, 2023.

27 Finance costs

Particulars	Year ended 31 March 2024	Year ended 31 March 2023
Interest on term loans	12.46	8.70
Interest on working capital loans	2.38	0.09
Interest expense on fair value measurement	0.41	0.49
Bank charges	4.38	4.40
Exchange differences regarded as an adjustment to borrowing cost	1.59	12.77
TOTAL	21.22	26.45

(Amount in INR millions, unless otherwise stated)

28 Other expenses

Particulars	Year ended 31 March 2024	Year ended 31 March 2023
Rent	28.18	31.58
Rates, taxes, duties and levies	24.30	29.24
Insurance	8.49	9.81
Repairs and maintenance to:		
- Plant and Machinery	121.08	108.97
- Buildings	17.00	16.91
- Vehicles	7.01	6.71
Advertisement and sales promotion	6.98	5.95
Commission	67.91	88.41
Travelling and conveyance	75.91	80.25
Communication expenses	27.05	27.30
Printing and Stationery	17.42	18.18
Books and periodical	0.13	0.13
Professional and consultancy services	64.58	69.24
Membership and subscriptions	4.46	1.18
House Keeping and premises maintenance	15.97	15.53
Security charges	8.93	8.40
Recruitment and training expenses	1.19	3.36
Payment to auditors :		
- as auditors	1.89	1.89
- for tax audit	0.18	0.17
- for other services	0.62	0.82
- reimbursement of expenses	0.03	0.03
Software charges	3.24	2.13
Loss on foreign currency transactions and translations (net)	0.01	-
Loss on sale of SEIS Scrips	-	1.19
Bad debts written off	29.54	31.30
Impairment loss on receivables	9.42	15.09
Corporate Social Responsibility expenses	10.08	6.25
Miscellaneous expenses	7.42	3.49
TOTAL	559.02	583.51



Notes forming part of the Consolidated Financial Statements

(Amount in INR millions, unless otherwise stated)

29 Tax Expense

Particulars	For the Year Ended 31 March 2024	For the Year Ended 31 March 2023
(A) Tax expense charged to Statement of Profit and Loss		
Current tax (I)		
Current tax expense for current year	163.30	183.73
Current tax expense pertaining to prior years	5.42	6.92
	168.72	190.65
Deferred tax (II)		
Deferred tax expense for current year	(34.00)	(22.40)
	(34.00)	(22.40)
Total tax expense recognised in current year (I + II)	134.72	168.25
(B) Tax expense charged to Other Comprehensive Income	(0.78)	(0.08)
(C) Reconciliation of tax expense		
Profit before tax	544.81	649.97
Tax expense at applicable tax rates March 31, 2024: 25.17% (March 31, 2023: 25.17%;)	137.13	163.60
Tax effect of adjustments to reconcile expected tax expense to reported tax expense:		
- adjustment for previous years	5.42	6.92
- items not deductible for tax	(7.83)	(2.27)
Tax expense reported in Statement of Profit and Loss	134.72	168.25

30 Earnings per share

Basic earnings per share amounts are calculated by dividing the profit for the year attributable to equity holders by the weighted average number of equity shares outstanding during the year.

The following are the income and share data used in the basic and diluted EPS computations:

Particulars	For the year ended 31 March 2024	For the year ended 31 March 2023
Profit attributable to equity holders (in ₹ Million)	410.09	481.72
Profit attributable to equity holders adjusted for the effect of dilution (in ₹ Million)	410.09	481.72
Weighted average number of equity shares for basic EPS (in No's)	22,150,331	22,128,989
Add: Effect of ESOP which are dilutive in nature	328,948	433,683
Weighted average number of equity shares adjusted for the effect of dilution (in No's)	22,479,279	22,562,672
Face Value per share (₹)	2.00	2.00
Basic Earnings per share (₹)	18.51	21.77
Diluted Earnings per share (₹)	18.24	21.35

(Amount in INR millions, unless otherwise stated)

31 Fair value measurements

The following table shows the carrying amount and fair value of financial assets and financial liabilities:

Particulars	Note No.	As at 31 March 2024	As at 31 March 2023
Financial Assets			
Loans (current and non-current)	7	0.83	0.83
Trade receivables (net)	11	869.95	799.86
Cash and cash equivalents	12A	134.41	305.00
Bank balances other than Cash and cash equivalents	12B	123.48	92.77
Other financial assets	13A & 13B	46.08	41.16
		1,174.75	1,239.62
Financial Liabilities			
Borrowings (current and non-current)	16A & 16B	191.89	149.88
Trade Payables	19	82.30	144.39
Other financial liabilities	20	241.32	236.92
		515.51	531.19

The Group's principal financial liabilities comprise borrowings, trade and other payables. The main purpose of these financial liabilities is to finance the Group's operations. The Group's principal financial assets include loans, trade and other receivables, cash and cash equivalents and other bank balances that derive directly from its operations.

The carrying amounts of trade receivables, trade payables and cash and cash equivalents are considered to be the same as their fair values, due to their short-term nature. The difference between carrying amounts and fair values of bank deposits, other financial assets, other financial liabilities and borrowings subsequently measured at amortised cost is not significant in each of the years presented. For all other amortised cost instruments, carrying value represents the best estimate of fair value. For financial assets measured at fair values, the carrying amounts are equal to the fair values.

32 Financial risk management objectives and policies

The Group's activities expose it to a variety of financial risks, including market risk, credit risk and liquidity risk. The Group's primary risk management focus is to minimize potential adverse effects of market risk on its financial performance. The Group's risk management assessment and policies and processes are established to identify and analyse the risks faced by the Group, to set appropriate risk limits and controls, and to monitor such risks and compliance with the same. Risk assessment and management policies and processes are reviewed regularly to reflect changes in market conditions and the Group's activities. The Board of Directors and the Audit Committee is responsible for overseeing the Group's risk assessment and management policies and processes. It is the Group's policy that no trading in derivatives for speculative purposes may be undertaken.

(i) Market Risk

Market risk is the risk that changes in market prices, such as foreign exchange rates, interest rates and equity prices, will affect the Group's income or the value of its holdings of financial instruments. Market risk is attributable to all market risk sensitive financial instruments including foreign currency receivables and payables and long-term debt. The objective of market risk management is to manage and control market risk exposures within acceptable parameters, while optimising the return.

a) Foreign Currency risk

Foreign currency risk is the risk that the fair value or future cash flows of an exposure will fluctuate because of changes in foreign exchange rates. The Company's exposure to the risk of changes in foreign exchange rates relates primarily to the Company's operating activities (when revenue or expense is denominated in a foreign currency) in United States Dollar ('USD'), Euro ('EUR'), Great Britain Pound ('GBP'), Malaysian Ringgit ('MYR'), Swiss Franc ('SF'), Singapore dollar ('SGD'), Japan Yen ('JY'), Canadian dollar ('CAD') and borrowings in USD.



Notes forming part of the Consolidated Financial Statements

(Amount in INR millions, unless otherwise stated)

The Group's exposure to foreign currency risk from non-derivative financial instruments at the end of the financial year, are as follows:

Particulars	As at 31 March 2024		As at 31 March 2023	
	Foreign Currency	Amounts in INR	Foreign Currency	Amounts in INR
United States Dollar				
Assets - Trade Receivables	2.75	229.31	2.16	177.88
Assets - Vendor Advances	-	0.01	-	0.01
Assets - Cash & Bank Balances	0.06	4.86	0.23	18.79
Liabilities - Trade Payables	(0.36)	(29.63)	(0.20)	(16.43)
Liabilities - Borrowings	(1.09)	(90.78)	(1.57)	(129.30)
Liabilities - Customer Advances	(0.26)	(21.62)	(0.18)	(14.42)
Euro				
Assets - Trade Receivables	0.24	22.01	0.30	27.08
Liabilities - Customer Advances	(0.02)	(1.63)	(0.01)	(1.09)
Assets - Vendor Advances	-	-	-	-
Liabilities - Trade Payables	-	(0.09)	-	-
Great Britain Pound				
Assets - Trade Receivables	0.03	2.70	-	-
Liabilities - Trade Payables	-	(0.24)	-	(0.23)
Assets - Vendor Advances	-	0.13	-	0.01
Liabilities - Customer Advances	(0.02)	(2.05)	-	-
Japan Yen				
Assets - Vendor Advances	-	-	28.12	17.38
Canadian Dollar				
Liabilities - Customer Advances	-	(0.01)	-	-

The following exchange rates have been applied at the end of the financial year:

Particulars	Year End Spot Rate	
	As at 31 March 2024	As at 31 March 2023
United States Dollar	83.3739	82.2169
Euro	90.2178	89.6076
Great Britain Pound	105.2935	101.8728
Japan Yen	0.5509	0.6180
Canadian dollar	61.6209	60.8000

(Amount in INR millions, unless otherwise stated)

Foreign currency sensitivity

The impact on the Group's profitability and equity is due to changes in the fair value of monetary assets and liabilities including non-designated foreign currency derivatives are as follows:

Particulars	Impact on Profit		Impact on Equity, net of tax	
	Strengthening	Weakening	Strengthening	Weakening
31 March 2024				
<i>5% Sensitivity* of:</i>				
United States Dollar	4.61	(4.61)	3.45	(3.45)
Euro	1.01	(1.01)	0.76	(0.76)
Great Britain Pound	0.13	(0.13)	0.10	(0.10)
Japan Yen	-	-	-	-
Canadian dollar	-	-	-	-
31 March 2023				
<i>5% Sensitivity* of:</i>				
United States Dollar	1.83	(1.83)	1.37	(1.37)
Euro	1.30	(1.30)	0.97	(0.97)
Great Britain Pound	(0.01)	0.01	(0.01)	0.01
Japan Yen	0.87	(0.87)	0.65	(0.65)
Canadian dollar	-	-	-	-

* Holding all other variables constant

b) Interest rate risk

Interest rate risk is the risk that the fair value or future cash flows of a financial instrument will fluctuate because of changes in market interest rates. The Group's fixed rate borrowings are carried at amortised cost and hence are not subject to interest rate risk as defined in Ind AS 107, since neither the carrying amount nor the future cash flows will fluctuate because of a change in market interest rates. Further, the Group's investments in deposits is with banks and electricity authorities and therefore do not expose the Group to significant interest rates risk. The Group's main interest rate risk arises from borrowings with variable rates, which expose it to cash flow interest rate risk.

The Group's exposure to fixed rate and variable rate instruments at the end of the financial year, are as follows:

Particulars	As at 31 March 2024	As at 31 March 2023
Fixed rate instruments		
Financial assets	249.52	333.04
Financial liabilities	2.06	5.31
Variable rate instruments		
Financial liabilities	189.83	144.57

The following table demonstrates the sensitivity to a reasonably possible change in interest rates on that portion of borrowings affected. With all other variables held constant, the Group's profit before tax is affected through the impact on floating rate borrowings, as follows:

Particulars	As at 31 March 2024	As at 31 March 2023
Interest rates increase by 100 basis points *	1.90	1.45
Interest rates decrease by 100 basis points *	(1.90)	(1.45)

* Holding all other variables constant



(Amount in INR millions, unless otherwise stated)

c) Price risk

The Group does not have any investments which are classified in the balance sheet either as fair value through OCI or at fair value through profit or loss. Hence, the Group is not exposed to any price risk.

ii) Credit risk

Credit risk is the risk that counterparty will not meet its obligations under a financial instrument or customer contract, leading to a financial loss. The Group is exposed to credit risk from its operating activities (primarily trade receivables) and from its financing activities, including deposits with banks and financial institutions, foreign exchange transactions and other financial instruments.

Trade and other receivables

Customer credit risk is managed by each business unit subject to the Group’s established policy, procedures and control relating to customer credit risk management. The credit quality of a customer is assessed based on an extensive credit rating scorecard, internal evaluation and individual credit limits. The Group evaluates the concentration of risk with respect to trade receivables as low, as its customers are located in several jurisdictions and industries and operate in largely independent markets.

To measure the expected credit losses, trade receivables have been grouped based on shared credit risk characteristics and the days past due. The expected loss rates are based on the payment profiles of sales over the last 12 quarters before the reporting date and the corresponding historical credit losses experienced at the end of each quarter. The historical loss rates are adjusted to reflect current and forward-looking information on macroeconomic factors affecting the ability of the customers to settle the receivables. The expected credit loss assessment from customers as at March 31, 2024 are as follows:

Particulars	Gross carrying amount	Expected credit losses	Carrying amount of trade receivables
31 March 2024			
Upto 180 days	757.16	9.13	748.03
Over 180 days	203.88	81.95	121.92
Total	961.04	91.08	869.95
31 March 2023			
Upto 180 days	718.60	9.45	709.15
Over 180 days	162.93	72.22	90.71
Total	881.53	81.67	799.86

Collateral held as security and other credit enhancements

The Group does not collect any collateral or other credit enhancements to cover its credit risks associated with its financial assets.

Financial assets that are neither past due nor impaired

Other than trade receivables, the Group has no significant class of financial assets that is past due but not impaired.

Financial assets that are neither past due but not impaired

The Group’s credit period for customers generally ranges from 0 - 180 days. The aging of trade receivables that are not due and past due but not impaired is given below:

Period in days	As at 31 March 2024	As at 31 March 2023
Upto 180 days	748.03	709.15
Over 180 days	121.92	90.71
	869.95	799.86

(Amount in INR millions, unless otherwise stated)

iii) Liquidity risk

Liquidity risk is the risk that the Group will not be able to meet its financial obligations as they become due. The Group manages its liquidity risk by ensuring, as far as possible, that it will always have sufficient liquidity to meet its liabilities when due, under both normal and stressed conditions, without incurring unacceptable losses or risk to the Group's reputation.

Management monitors rolling forecasts of the Group's liquidity position (comprising the undrawn borrowing facilities) and cash and cash equivalents on the basis of expected cash flows. This is generally carried out by the Group in accordance with practice and limits set by the management. In addition, the Group's liquidity management policy involves projecting cash flows in major currencies and considering the level of liquid assets necessary to meet these, monitoring balance sheet liquidity ratios against internal and external regulatory requirements and maintaining debt financing plans.

The Group had following working capital at the end of the reporting years :

Particulars	As at 31 March 2024	As at 31 March 2023
Current assets	1,575.97	1,636.58
Current liabilities	540.70	572.77
Working capital	1,035.27	1,063.81

The table below summarises the maturity profile of the Group's financial liabilities based on contractual undiscounted payments at the reporting period:

Particulars	As at 31 March 2024	As at 31 March 2023
Less than 1 year		
- Borrowings	49.71	50.97
- Trade payables	80.37	142.53
- Other financial liabilities	241.32	236.92
1 to 2 years		
- Borrowings	80.65	49.18
- Trade payables	0.43	0.20
2 to 5 years		
- Borrowings	10.09	49.73
- Trade payables	1.50	1.66
More than 5 years		
- Borrowings	-	-
- Trade payables	-	-

iv) Excessive risk concentration

Concentrations arise when a number of counter parties are engaged in similar business activities, or activities in the same geographical region, or have economic features that would cause their ability to meet contractual obligations to be similarly affected by changes in economic, political or other conditions. Concentrations indicate the relative sensitivity of the Group's performance to developments affecting a particular industry.

In order to avoid excessive concentrations of risk, the Group's policies and procedures include specific guidelines to focus on the maintenance of a diversified portfolio. Identified concentrations of credit risks are controlled and managed accordingly. Selective hedging is used within the Group to manage risk concentrations at both the relationship and industry levels.



Notes forming part of the Consolidated Financial Statements

(Amount in INR millions, unless otherwise stated)

33 Contingent liabilities & Commitments (to the extent not provided for)

Particulars	As at 31 March 2024	As at 31 March 2023
A. Contingent liabilities		
Claims against the Group not acknowledged as debts in respect of:		
(i) Employees provident fund demand not provided for (pending before the Employees' Provident Funds Appellate Tribunal)	8.70	8.70
(ii) Good & Service Tax for FY 2018-19	4.95	-
	13.65	8.70
Bank Guarantees	36.14	16.18

Note:

- Bank Guarantees are issued to meet certain business obligations towards government agencies and certain customers.
- Based on the Supreme Court Judgment dated February 28, 2019, the Company was required to reassess the components to be included in the basic salary for the purposes of deduction of Provident Fund. On the basis of legal advice, the management has determined that there is no impact of the aforesaid ruling on the consolidated financial statements of the Company.
- The Indian Parliament has approved the Code on Social Security, 2020 which would impact the contributions by the company towards Provident Fund and Gratuity. The Ministry of Labour and Employment has released draft rules for the Code on Social Security, 2020 on November 13, 2020, and has invited suggestions from stakeholders which are under consideration by the Ministry. The company will assess the impact and its evaluation once the subject rules are notified and will give appropriate impact in its financial statements in the period in which, the Code becomes effective and the related rules to determine the financial impact are published.
- The amounts disclosed above represent our best estimate and the uncertainties are dependent on the outcome of the legal processes initiated by the Company or the claimant as the case may be.

B. Commitments

Particulars	As at 31 March 2024	As at 31 March 2023
Estimated amount of contracts remaining to be executed on capital account and not provided for (net of advances)	346.53	70.27

C. Impact of pending Litigations:

There are no material pending litigations against the company, which will impact its financial position.

34 Leases

The Group's significant leasing arrangements are in respect of operating leases for premises. The leasing arrangements are generally cancellable leases which range between 1 year to 5 years and are usually renewable by mutual consent on agreed terms.

Particulars	For the year ended 31 March 2024	For the year ended 31 March 2023
Total rental expense relating to operating lease	28.19	31.58
- Non-cancellable	-	-
- Cancellable	28.19	31.58

35 Research and development expenditure

Particulars	For the year ended 31 March 2024	For the year ended 31 March 2023
Aggregate amount of research and development expenditure recognised as an expense during the year		
Revenue Expenditure	10.38	18.41
Capital Expenditure	12.17	5.00
	22.55	23.41

(Amount in INR millions, unless otherwise stated)

36 Corporate social responsibility expenditure (CSR)

Particulars	For the year ended 31 March 2024	For the year ended 31 March 2023
Gross amount required to be spent during the year	10.08	6.25
Amount spent during the year on:		
(i) On Construction/acquisition of any asset	-	-
(ii) On purposes other than (i) above	10.08	6.25
Unspent amount	-	-
Total of Previous Year Shortfall	-	-
Current Year	-	-
Previous Year	-	-
Reason for Shortfall	NA	NA
Details of Related Party Transactions	Nil	Nil
Movement of Provisions made in earlier years	Nil	Nil

Nature of activities undertaken by the company during FY 2023-24:

S.No	Nature of Activities	Implemented Through	Amount Utilised ₹ . Mn
1	To run schools, Hostels and other institutions to promote education in villages and tribal areas in the State.	Sri Saraswathi Vidya Peetham	2.00
2	Supporting people having deformities and disabilities, with reconstructive surgery	Narsingh Swain Memorial Trust	3.88
3	Nutritious mid-day meals to children, health camps and life skills trainings to students.	The Akshaya Patra Foundation	1.50
4	Services to the poorest of the poor in all aspects like food, education, cremation etc.	Amma Charitable Trust	0.50
5	Serve the needy children for their education.	Venkata Subbareddy Memorial Foundation	0.40
6	Protection of Animal Welfare.	People for Animals	0.20
7	Education of Differently abled people	Deaf Enabled Foundation	0.20
8	Rescue, Rehabilitation and welfare of Animals	Ahimsa Trust	0.20
9	To Promote education mainly in rural areas by providing merit scholarships to the poor and needy students in the selected areas	Wisdom Educational Trust	0.30
10	The College functions with the core philosophy of imparting technical education and skill development Programs	Sai Sudhir Educational Society	0.30
11	To promote, advance, diffuse and propagate education, knowledge and research in Philosophical, cultural and allied subjects in India or abroad	Vedanta Cultural Foundation	0.30
12	To empower underprivileged and rural youth in Telangana and Andhra Pradesh dedicated to nurture young aspirants who dream of serving our nation in the State Government and Central Government's Police and Armed Forces	Paravasthu Creative Foundation	0.30
Total Spent amount			10.08



Notes forming part of the Consolidated Financial Statements

(Amount in INR millions, unless otherwise stated)

37 Related Party Disclosures

(A) Names of related parties and nature of relationship

Name of the Related Parties	Nature of Relationship
(i) Key Management Personnel (KMP)	
Dr. S P Vasireddi	Executive Chairman
Harita Vasireddi	Managing Director
Harriman Vungal	Executive Director (ED) - Operations
Satya Sreenivas Neerukonda	Executive Director
D R Narahai Naidu	Chief Financial Officer
Sujani Vasireddi	Company Secretary
(ii) Independent Directors - KMP	
Y Prameela Rani	
Sanjay Dave	
G Purnachandra Rao	
Dr. Yadagiri R Pendri	
(iii) Relatives of Key Management Personnel	
V V Prasad	Brother of Chairman
Sireesh Chandra Vungal	Son of ED - Operations
Sudheshna Vungal	Daughter of ED - Operations
Praveena Vasireddi	Daughter of Chairman
Rajeswari Vungal	Wife of ED - Operations
Rajya Lakshmi Vasireddi	Mother of Company Secretary
Swarnalatha Vasireddi	Wife of Chairman
(iv) Companies in which some of the Directors or other relatives are interested	
Bloomedha Info Solutions Private Limited	
Avanti Frozen Foods Private Limited	
Escientia Biopharma Private Limited	
Covide Business Integrated Private Limited	
Escientia Advanced Sciences Private Limited	
Escientia Life Sciences Private Limited	
Krishna Institute of Medical Sciences Limited	
Maximus ARC Limited	
SPANV Medisearch Lifesciences Private Limited	
KIMS Hospital Kurnool Private Limited	
KIMS Manavata Hospitals Private Limited	
Avanti Pet Care Private Limited (Effective 1st Feb, 2024)	
Saveera Institute of Medical Sciences Private Limited (Effective 2nd Feb, 2024)	
Avantel Limited (Effective 6th March, 2024)	
(v) Person or Entity holding 10% or more Equity Shares in the company	
Eurofins Analytical Services India Pvt Ltd	
Dr. S P Vasireddi	
(vi) Entity in which shareholders holding 10% or more Equity Shares in the company are interested	
Eurofins Amar Immuno Diagnostics Pvt Ltd	
Eurofins DiscoverX Products, LLC	

(Amount in INR millions, unless otherwise stated)

(B) Details of transactions with related parties in the ordinary course of business:

Particulars	For the year ended 31 March 2024	For the year ended 31 March 2023
(i) Remuneration to Key Management Personnel (KMP) #		
(a) Short Term Employee Benefits		
Dr. S P Vasireddi	13.50	-
Harita Vasireddi	12.00	15.00
Harriman Vungal	12.00	14.50
Satya Sreenivas Neerukonda	12.00	13.81
D R Narahai Naidu	4.63	4.11
Sujani Vasireddi	3.17	2.70
(b) Post-Employment Benefits		
Dr. S P Vasireddi	1.62	-
Harita Vasireddi	1.44	1.44
Harriman Vungal	1.44	1.44
Satya Sreenivas Neerukonda	1.44	1.36
D R Narahai Naidu	0.02	0.02
Sujani Vasireddi	0.35	0.28
(ii) Rent paid to Key Management Personnel (KMP)		
Harriman Vungal	0.04	0.04
(iii) Remuneration to Relative of Key Management Personnel (KMP) #		
(a) Short Term Employee Benefits		
Sireesh Chandra Vungal	6.40	6.04
Sudheshna Vungal	2.70	1.32
Praveena Vasireddi	2.46	2.11
(b) Post-Employment Benefits		
Sireesh Chandra Vungal	0.77	0.73
Sudheshna Vungal	0.32	0.16
Praveena Vasireddi	0.30	0.24
# Remuneration is inclusive of Provident Fund but excluding gratuity and leave encashment. As the future liability for gratuity and leave encashment is provided on an actuarial basis for the Company as a whole, the amount pertaining to the Key Management Personnel and their relatives is not ascertainable and, therefore, not included above.		
(iv) Short Term Benefits (Sitting Fees) to KMP - Independent Directors		
Y Prameela Rani	0.28	0.20
Sanjay Dave	0.28	0.20
G Purnachandra Rao	0.28	0.20
(v) Value of Services received (Purchase of goods & services)		
Bloomedha Info Solutions Private Limited	2.61	3.04
Covide Business Integrated Private Limited	0.03	1.88
Eurofins Analytical Services India Pvt Ltd	2.15	-
Eurofins DiscoverX Products, LLC	12.08	-
(vi) Value of Services provided (Sale of Services)		
Escientia Biopharma Private Limited	1.33	8.55
Escientia Advanced Sciences Private Limited	6.40	-
Avanti Frozen Foods Private Limited	0.16	0.41
Krishna Institute of Medical Sciences Limited	0.99	1.90



Notes forming part of the Consolidated Financial Statements

(Amount in INR millions, unless otherwise stated)

(C) Balances payable/(receivable)

Particulars	As at 31 March 2024	As at 31 March 2023
(i) Dues Payable/(Receivable) to KMPs and their relatives:		
Harita Vasireddi	-	2.42
Harriman Vungal	-	2.13
Satya Sreenivas Neerukonda	-	2.05
Sujani Vasireddi	-	(0.05)
D R Narahai Naidu	-	0.24
Sudheshna Vungal	-	0.19
Praveena Vasireddi	0.01	0.08
Sireesh Chandra Vungal	(0.20)	(0.12)
(ii) Others Payable/(Receivable)		
Bloomedha Info Solutions Private Limited	0.94	0.14
Avanti Frozen Foods Private Limited	(0.08)	(0.10)
Escientia Biopharma Private Limited	(0.06)	(1.02)
Krishna Institute of Medical Sciences Limited	(0.04)	(0.04)
Escientia Advanced Sciences Private Limited	(2.22)	-

38 Employee benefits

(A) Defined Contribution Plans

The Group has recognised the following amounts in the Statement of Profit and Loss:

Particulars	For the year ended 31 March 2024	For the year ended 31 March 2023
Employers' Contribution to Provident Fund	42.19	35.16
Employers' Contribution to Employee State Insurance	3.30	2.99

(B) Defined benefit plans

- (i) The Group provides for gratuity to employees working in India as per the Payment of Gratuity Act, 1972. Under the gratuity plan, every employee who has completed at least five years of service gets a gratuity on departure @ 15 days of last drawn salary for each completed year of service. The level of benefits provided depends on the member's length of service and salary at retirement age.

Amounts recognised in the Statement of Profit and Loss are as follows:

Particulars	For the year ended 31 March 2024	For the year ended 31 March 2023
Current service cost	9.50	9.68
Past service cost	-	-
Net Interest Cost/(Income) on the Net Defined Benefit Liability/(Asset)	5.12	4.26
Total amount recognized in the Statement Profit and Loss	14.62	13.94

(Amount in INR millions, unless otherwise stated)

Amounts recognised in Other Comprehensive Income are as follows:

Particulars	For the year ended 31 March 2024	For the year ended 31 March 2023
Actuarial losses		
- change in demographic assumptions	-	-
- change in financial assumptions	0.45	(4.17)
- experience variance (i.e. Actual experience vs assumptions)	2.51	3.79
Return on plan assets, excluding amount recognised in net interest expense	0.15	0.72
Total amount recognised in the other comprehensive income	3.11	0.34

Changes in present value of defined benefit obligation representing reconciliation of opening and closing balances thereof are as follows:

Particulars	As at 31 March 2024	As at 31 March 2023
Present value of obligation at the beginning of the year	89.90	81.76
Current service cost	9.50	9.68
Interest Expense or Cost	5.49	4.94
<u>Re-measurement (or Actuarial) (gain) / loss arising from:</u>		
- change in demographic assumptions	-	-
- change in financial assumptions	0.45	(4.20)
- experience variance (i.e. actual experience v/s assumptions)	2.53	3.89
Past service cost	-	-
Benefits paid	(3.84)	(6.17)
Present value of obligation at the end of the year	104.03	89.90

Changes in the Fair Value of Plan Assets are as follows:

Particulars	As at 31 March 2024	As at 31 March 2023
Fair Value of Plan Assets as at the beginning of the year	5.04	11.18
Investment Income	0.37	0.67
Employer's Contribution	1.01	-
Benefits Paid	(3.84)	(6.17)
Return on plan assets , excluding amount recognised in net interest expense	(0.13)	(0.64)
Fair Value of Plan Assets as at the end of the year	2.45	5.04

The net liability disclosed above relates to funded and unfunded plans are as follows:

Particulars	As at 31 March 2024	As at 31 March 2023
Present value of defined benefit obligation	(103.04)	(89.09)
Fair value of plan assets	2.45	5.04
Net Asset/(Liability)	(100.59)	(84.05)



Notes forming part of the Consolidated Financial Statements

(Amount in INR millions, unless otherwise stated)

The assumptions used in accounting for the gratuity plan are set out as below:

Particulars	As at 31 March 2024	As at 31 March 2023
Discount rate (per annum)	7.17%	7.30%
Salary growth rate (per annum)	4.00%	4.00%
Mortality rate (% of IALM 12-14)	100.00%	100.00%
Normal retirement age (as per Group's policy)	60 and 70	60 and 70
Attrition / Withdrawal rate (per annum)	20.00%	20.00%

The estimates of future salary increase considered in actuarial valuation taken into account of inflation, seniority, promotions and other relevant factors such as supply and demand in the employment market. The Group evaluates these assumptions annually based on its long-term plans of growth and industry standards.

Impact on defined benefit obligation

Particulars	As at 31 March 2024	As at 31 March 2023
Discount Rate		
1% increase	100.66	86.81
1% decrease	107.66	93.23
Salary Growth Rate		
1% increase	107.99	93.12
1% decrease	100.27	86.84
Attrition Rate		
50% increase	105.76	91.56
50% decrease	98.68	85.33
Mortality Rate		
10% increase	104.06	89.92
10% decrease	104.01	89.89

The sensitivity analysis above have been determined based on a method that extrapolates the impact on defined benefit obligation as a result of reasonable changes in key assumptions occurring at the end of the reporting period.

Risk exposure

Through its defined benefit plans, the Group is exposed to a number of risks, the most significant of which are detailed below:

- Asset volatility:** The plan liabilities are calculated using a discount rate set with reference to current investment patterns in the economy; if plan assets underperform this yield, this will create a deficit. The plan asset investments are subject to interest rate risk. The Group has a risk management strategy where the aggregate amount of risk exposure is maintained at a fixed range. Any deviations from the range are corrected by rebalancing the investments. The Group intends to maintain the investment pattern in the continuing years.
- Changes in bond yields:** A decrease in bond yields will increase plan liabilities, although this will be partially offset by an increase in the value of the plans' bond holdings.
- Life expectancy:** The defined benefit obligation is to provide benefits for the life of the member, so increases in life expectancy will result in an increase in the plans' liabilities. This is particularly significant where inflationary increases result in higher sensitivity to changes in life expectancy.

(Amount in INR millions, unless otherwise stated)

Defined benefit liability and employer contributions

The following contributions and expected undiscounted future benefit payments:

Particulars	As at 31 March 2024	As at 31 March 2023
0 - 1 Year	23.91	29.24
2 - 5 Years	68.04	51.21
6 - 10 Years	30.82	27.47
More than 10 Years	14.97	12.83

The weighted average duration of the defined benefit plan obligation at the end of the reporting period is 4.85 years (31 March 2023: 4.35 years).

Expected Contribution to the plan for the next annual period ₹ 18.16 millions.

- (ii) The Group provides for accumulation of compensated absences by certain categories of its employees. These employees can carry forward a portion of their unutilised compensated absences and utilise/encash them in future periods as per the Group's policy. The Group records a liability for compensated absences in the period in which the employee renders the services that increases this entitlement.

39 Segment Reporting

The Managing Director of the holding company has been identified as the Chief Operating Decision Maker (CODM) as required by Ind AS 108 Operating Segments. The Group is in the business of providing contract research and testing services. The Managing Director reviews the operations of the Group as one operating segment taking into account the nature of the business, the organization structure, internal reporting structure and risk and rewards. Hence no separate segment information has been furnished herewith.

40 Capital Management & Ratios

The Group's objectives when managing capital are to safeguard their ability to continue as a going concern, so that they can continue to provide returns for shareholders and benefits for other stakeholders, and maintain an optimal capital structure to reduce the cost of capital. In order to maintain or adjust the capital structure, the Group may adjust the amount of dividends paid to shareholders, return capital to shareholders, issue new shares or sell assets to reduce debt.

The Group monitors capital on the basis of the following gearing ratio i.e. Net debt (total borrowings net of cash and cash equivalents) divided by total equity (as shown in the balance sheet):

Particulars		As at 31 March 2024	As at 31 March 2023
Equity Share Capital		44.34	44.26
Other Equity		3,152.62	2,773.60
Total Equity	(i)	3,196.96	2,817.86
Long-term borrowings		90.74	98.91
Short-term borrowings		101.15	50.97
Less: Cash and Cash equivalents		134.41	305.00
Total Debt	(ii)	57.48	(155.12)
Overall financing	(iii) = (i) + (ii)	3,254.44	2,662.74
Gearing ratio*	(ii) / (iii)	1.77%	*

* As at 31 March 2023 borrowings are lower than the Cash and Cash equivalents and Bank Deposits resulting in a negative net debt.

In order to achieve this overall objective, the Group's capital management, amongst other things, aims to ensure that it meets financial covenants attached to the interest-bearing loans and borrowings that define capital structure requirements. Breaches in meeting the financial covenants would permit the bank to immediately call loans and borrowings. There have been no breaches in the financial covenants of any interest-bearing loans and borrowing in the current period. Further there were no changes were made in the objectives, policies or processes for managing capital for the year ended March 31, 2024.



Notes forming part of the Consolidated Financial Statements

(Amount in INR millions, unless otherwise stated)

Ratios as per Schedule III requirements

Particulars	31 March 2024	31 March 2023	% change from 31 March 2023 to 31 March 2024	Reason for % change from previous year
(a) Current Ratio	2.91	2.86	2%	
(b) Debt-Equity Ratio	0.06	0.05	13%	Due to fresh debt
(c) Debt Service Coverage ratio	11.21	10.72	5%	
(d) Inventory Turnover Ratio	2.05	2.11	-3%	
(e) Trade Payable Turnover Ratio	4.47	3.55	26%	Due to re-payment of trade payables
(f) Net Profit Ratio	12.89%	15.14%	-15%	Due to decrease in EBIT
(g) Return on Equity Ratio	12.83%	17.10%	-25%	Due to decrease in EBIT
(h) Return on Investment Ratio	7.53%	6.80%	11%	Due to higher realization & deployment of funds in fixed deposits
(i) Trade Receivables Turnover Ratio	3.81	4.06	-6%	
(j) Net Capital Turnover Ratio	3.07	2.99	3%	
(k) Return on Capital Employed	15.88%	21.95%	-28%	Due to increase in total equity & decrease in EBIT

Formula used to compute ratios:

Ratio	Formula
(a) Current Ratio	Current Assets / Current Liabilities
(b) Debt-Equity Ratio	Total debt / Total equity
(c) Debt Service Coverage ratio	Earnings available for debt services(i.e., EBIT+Depreciation and Amortization) / Total interest and principal repayments
(d) Inventory Turnover Ratio	Cost of materials consumed / Average inventory
(e) Trade Payable Turnover Ratio	Total purchases / Average trade payables
(f) Net Profit Ratio	Net profit after tax / Revenue from Operations
(g) Return on Equity Ratio	Net profit after tax / Equity
(h) Return on Investment Ratio	Interest Income / Average Investment in Fixed Deposits
(i) Trade Receivables Turnover Ratio	Revenue from operations / Average trade receivables
(j) Net Capital Turnover Ratio	Revenue from operations / Net Working capital (Net working capital = current assets - current liabilities)
(k) Return on Capital Employed	Earnings before interest and taxes (EBIT) / Capital Employed

41 The Group has entered into a Public Private Partnership (PPP) agreement with Food Safety and Standards Authority of India (FSSAI) on June 29, 2021 to setup, operate and transfer (SOT) a National food Testing Laboratory (NFL) in JNPT, Mumbai. In accordance with the provisions of Ind AS 115, this arrangement has been considered as a "Service Concessionaire Arrangement" (SCA) and accordingly, revenue and costs are allocatable between those relating to lab setup services and those relating to operation and maintenance services. Further, the Company has acquired the right to charge the customer for the services to be rendered which has been assessed as an intangible asset.

Consequently, the amount of revenues from operations and lab setup expenses includes ₹ 2.36 million for year ended March 31, 2024 and ₹ 19.86 million for year ended March 31, 2023, respectively representing the revenues relating to lab setup services provided under SCA, the costs of fulfilling the contract and the right to charge the customer for the services to be rendered, respectively.

42 The Board of Directors of the holding Company and it's wholly-owned subsidiary, EMTAC Laboratories Private Limited in their meetings held on March 30, 2024 and March 29, 2024 respectively considered and approved the proposed scheme of amalgamation ("scheme") wherein EMTAC Laboratories Private Limited will be amalgamated with Vimta Labs Limited under sections 230 to 232 and other applicable provisions of the Companies Act, 2013 read with the rules made thereunder. The aforesaid scheme is subject to the approval of shareholders and creditors of the respective companies, Stock Exchanges, National Company Law Tribunal and such other Authorities / Regulators as may be required.

The above proposed scheme has no impact on the consolidated financials of the company for the year ended March 2024.

43 Disclosure U/s.186(4) of the Companies Act, 2013. During the year under review, The Group has not given any loans, made Investment, given Guarantee, provided Security to any others.

44 Disclosure pursuant to requirements of Rule 11(e) (i) & (ii) of the Companies (Audit and Auditors) Rules

(i) No funds have been advanced or loaned or invested (either from borrowed funds or share premium or any other sources or kind of funds) by the Company to or in any other person(s) or entity(ies), including foreign entities ("Intermediaries") with the understanding, whether recorded in writing or otherwise, that the Intermediary shall lend or invest in party identified by or on behalf of the Company (Ultimate Beneficiaries).

(ii) The Company has not received any fund from any party(s) (Funding Party) with the understanding that the Company shall whether, directly or indirectly lend or invest in other persons or entities identified by or on behalf of the Company ("Ultimate Beneficiaries") or provide any guarantee, security or the like on behalf of the Ultimate Beneficiaries.

45 Other Statutory Information

(i) The Group has no transactions with companies struck off under Sec.248 of the companies Act, 2013 or Sec.560 of the Companies Act, 1956.

(ii) The Group does not have any such transaction which is not recorded in the books of accounts that has been surrendered or disclosed as income during the year in the tax assessments under the Income Tax Act, 1961

(iii) The Group has not traded or invested in Crypto currency or Virtual Currency during the financial year.

(iv) No Proceeding has been initiated or pending against the group under the Benami Transactions (Prohibition) Act, 1988 and the rules made thereunder.

(v) The Group has complied with the number of layers prescribed under Clause 87 of Sec.2 of the Act read with the Companies (Restriction on number of layers) Rules 2017.

(vi) The Group has not granted loans or advances in the nature of loans to the promoters, directors or KMPs and the related parties as defined in the companies act, 2013 either severally or jointly with any other person that are repayable on demand or without specifying terms or period of repayment.

46 Previous year figures have been regrouped/reclassified wherever necessary to correspond with current year classification and disclosure.

Per our report of even date attached.

For Gattamaneni & Co
Chartered Accountants
Firm Registration No. 009303S

For and on behalf of the Board of Directors

Dr. S. P. Vasireddi
Executive Chairman
DIN : 00242288

Harita Vasireddi
Managing Director
DIN: 00242512

Harriman Vungal
ED-Operations
DIN : 00242621

G. Srinivasa Rao
Partner
Membership No. 210535

G Purnachandra Rao
Director
DIN : 00876934

D R Narahai Naidu
Chief Financial Officer

Sujani Vasireddi
Company Secretary

Place: Hyderabad
Date : May 18, 2024

Place: Hyderabad
Date : May 18, 2024



Notes forming part of the Consolidated Financial Statements

(Amount in INR millions, unless otherwise stated)

47. Additional Information as per Part III of Division II of Schedule III to the Act

Name of the entity in the Group	Net Assets, i.e. Total assets minus total liabilities		Share in profit or (loss)		Share in other comprehensive income/ (loss)		Share in total comprehensive income/ (loss)	
	As % of Consolidated net assets	Amount	As % of consolidated profit or loss	Amount	As % of consolidated other comprehensive income	Amount	As % of total comprehensive income	Amount
Parent								
VIMTA Labs Ltd.,								
FY 2023-24	98.94%	3,162.91	94.63%	388.07	100.00%	(2.31)	94.60%	385.76
FY 2022-23	99.57%	2,805.82	98.19%	472.99	100.00%	(0.22)	98.20%	472.77
Subsidiary - Indian								
EMTAC laboratories Pvt Ltd.,								
FY 2023-24	1.24%	39.71	5.37%	22.02	0.86%	(0.02)	5.40%	22.00
FY 2022-23	0.63%	17.70	1.81%	8.72	0.00%	(0.04)	1.80%	8.68
On account of Inter-company eliminations & adjustments								
FY 2023-24	-0.18%	(5.66)	-	-	-	-	-	-
FY 2022-23	-0.20%	(5.66)	-	-	-	-	-	-
Total (FY2023-24)	100.00%	3,196.96	100.00%	410.09	100.00%	(2.33)	100.00%	407.76
Total (FY2022-23)	100.00%	2,817.86	100.00%	481.72	100.00%	(0.26)	100.00%	481.46

Per our report of even date attached.

For Gattamaneni & Co

Chartered Accountants
Firm Registration No. 0093035

G. Srinivasa Rao

Partner
Membership No. 210535

Place: Hyderabad

Date : May 18, 2024

For and on behalf of the Board of Directors

Dr. S. P. Vasireddi

Executive Chairman
DIN : 00242288

G Purnachandra Rao

Director
DIN : 00876934

Place: Hyderabad

Date : May 18, 2024

Harita Vasireddi

Managing Director
DIN: 00242512

D R Narahai Naidu

Chief Financial Officer

Harriman Vungal

ED-Operations
DIN : 00242621

Sujani Vasireddi

Company Secretary

Form AOC-1: Statement containing salient features of the financial statements of Subsidiaries.

(Pursuant to first proviso to sub-section (3) of Section 129 of the Companies Act, 2013 read with Rule 5 of the Companies (Accounts) Rules, 2014)

Subsidiaries

Name of the Subsidiary Company	EMTAC LABORATORIES PRIVATE LIMITED	
The date since when subsidiary was acquired	March 4, 2020	
Financial Year ending on	March 31, 2024	March 31, 2023
Reporting Currency	Indian Rupees in Million	
Share Capital	34.17	34.17
Reserves & Surplus (Other Equity)	5.54	(16.47)
Total Assets	50.70	29.83
Total Liabilities	10.99	12.13
Investments (excluding Investments made in subsidiaries)	Nil	Nil
Total Income	100.98	58.38
Profit/(Loss) before tax	29.44	11.64
Provision for tax (net)-Credit	7.42	2.92
Profit/(Loss) after tax	22.02	8.72
Other Comprehensive income/(loss) , net of tax	(0.02)	(0.04)
Total Comprehensive income/(Loss) for the year	22.00	8.68
Proposed Dividend	-	-
% of shareholding	100%	100%

For and on behalf of the Board of Directors

Dr. S. P. Vasireddi
Executive Chairman
DIN : 00242288

Harita Vasireddi
Managing Director
DIN: 00242512

Harriman Vungal
ED-Operations
DIN : 00242621

G Purnachandra Rao
Director
DIN : 00876934

D R Narahai Naidu
Chief Financial Officer

Sujani Vasireddi
Company Secretary

Place: Hyderabad
Date : May 18, 2024



Vimta

Driven by Quality. Inspired by Science.



Contact Us

Registered Office:

Plot Nos. 141/2 & 142, IDA
Phase II, Cherlapally,
Hyderabad - 500 051,
Telangana, India.

E-mail : shares@vimta.com

Web : www.vimta.com

